

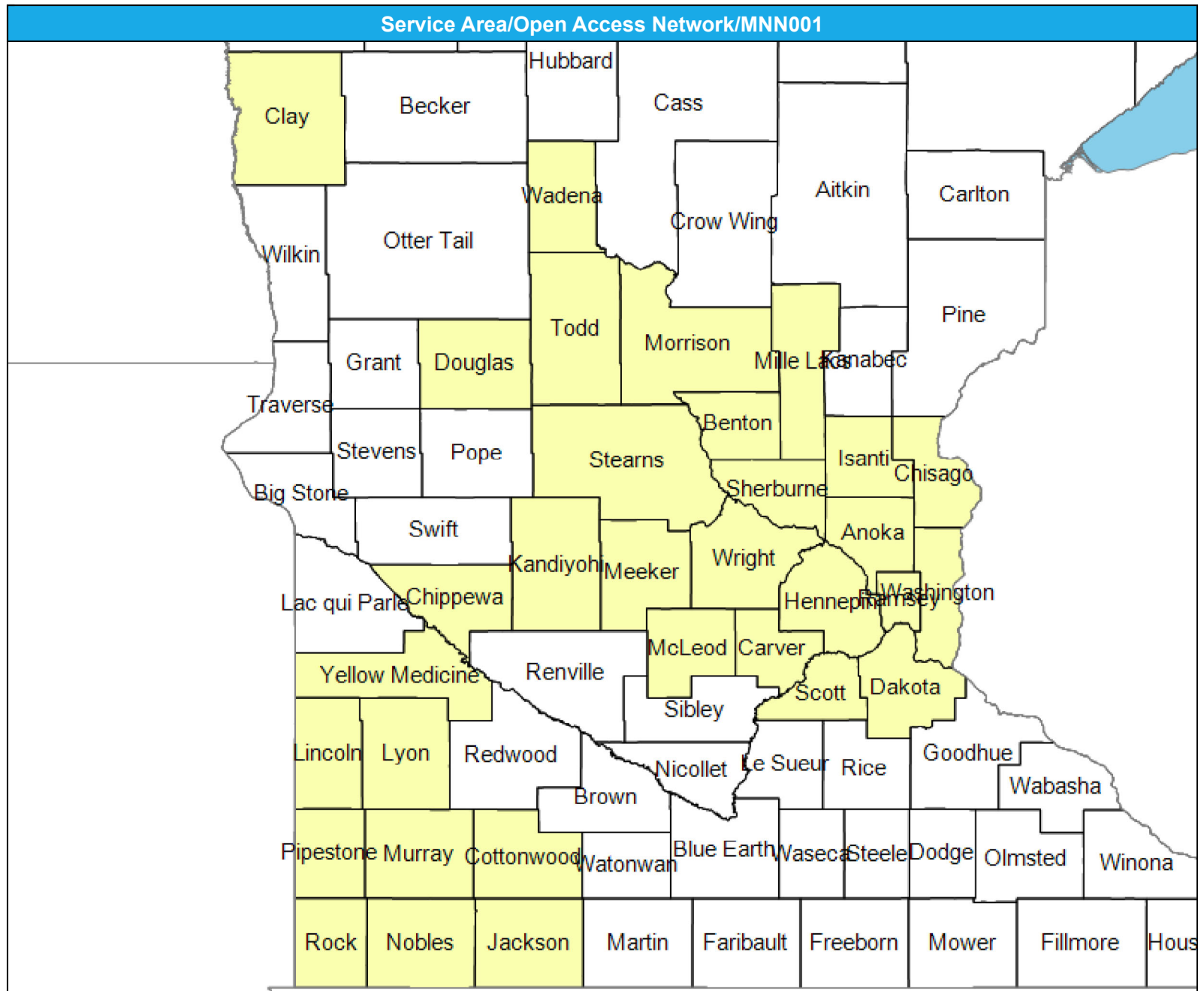
# Service Area/Open Access Network/MNN001

May 14, 2024

Created by...  
HealthPartners

Service Areas  
■ Open Access

21.57 miles



# General Hospital Facilities/Service Area/Open Access Network/MNN001

May 14, 2024

Created by...  
**HealthPartners**

### Hospitals

427 providers at 422 locations

◆ All providers

### Hospitals

Employee Group

National Proxy Census (Open Access)

Provider Group

Hospitals

21,065 eligible locations

● With access (21,065)

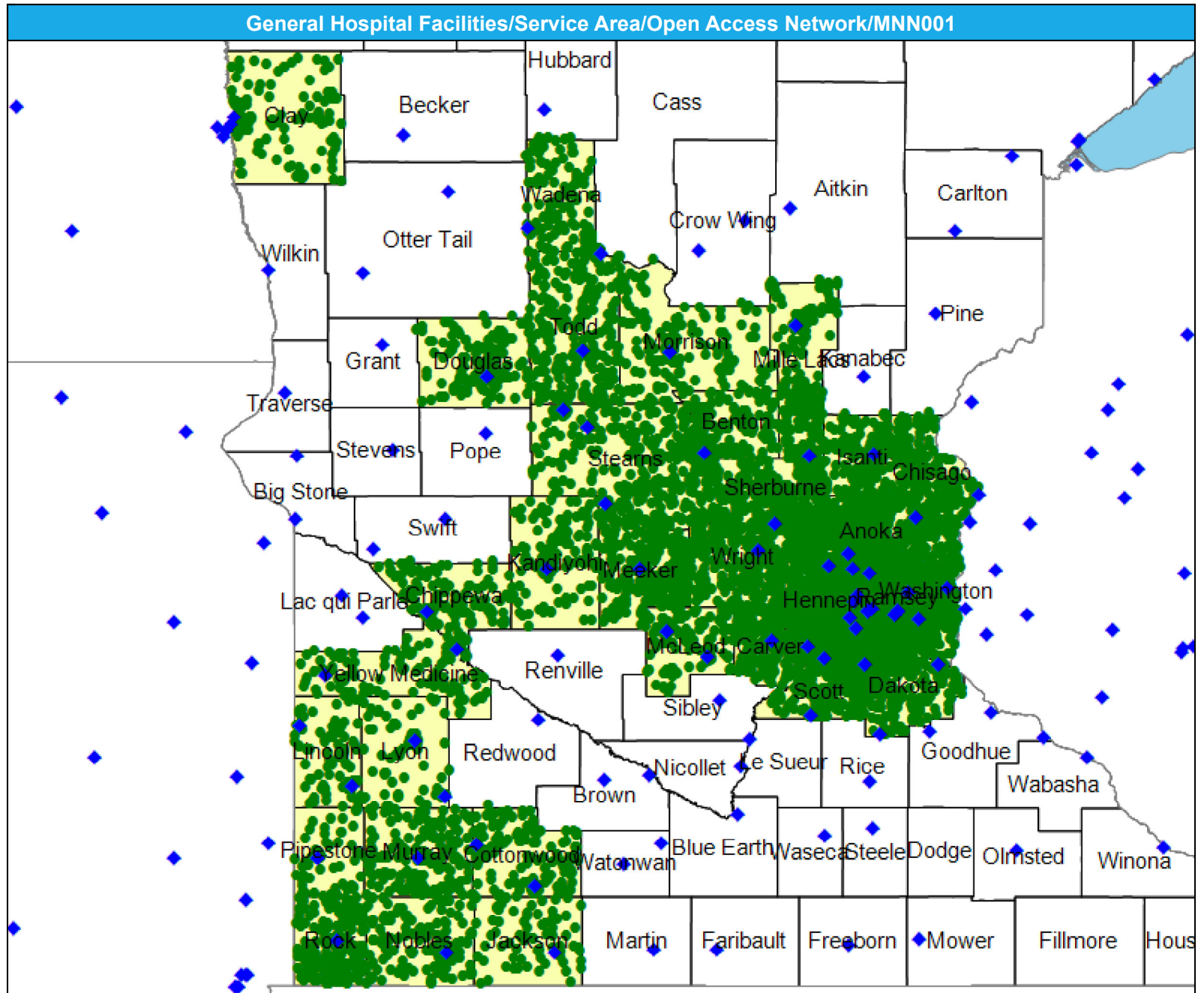
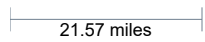
● Without access (0)

The Access Standard is defined as (National Proxy Census (Open Access)) eligibles accessing:

1 (Hospitals) provider in 30 miles or 30 minutes

### Service Areas

■ Open Access





# Access Detail By County SSA

May 14, 2024

Created by...  
HealthPartners

**Access Analysis**

Hospitals

**Eligible / Provider Groups**

National Proxy Census (Open Access)

Hospitals

<sup>1</sup> The Access Standard is defined as (National Proxy Census (Open Access)) eligibles accessing:

1 (Hospitals) provider in 30 miles or 30 minutes

General Hospital Facilities/Open Access Network/MNN001									
State Name	County	County SSA	Eligible	With Access <sup>1</sup>		Without Access <sup>1</sup>		Average Distance	Average Time
			#	#	%	#	%	1	1
Minnesota	Anoka	24010	1,740	1,740	100.0	0	0.0	6.6	8.7
	Benton	24040	243	243	100.0	0	0.0	9.0	10.5
	Carver	24090	795	795	100.0	0	0.0	5.5	6.1
	Chippewa	24110	266	266	100.0	0	0.0	6.5	7.0
	Chisago	24120	271	271	100.0	0	0.0	10.2	11.1
	Clay	24130	324	324	100.0	0	0.0	9.2	10.4
	Cottonwood	24160	255	255	100.0	0	0.0	7.1	7.7
	Dakota	24180	1,818	1,818	100.0	0	0.0	6.2	8.1
	Douglas	24200	191	191	100.0	0	0.0	7.8	8.4
	Hennepin	24260	5,098	5,098	100.0	0	0.0	4.4	6.8
	Isanti	24290	226	226	100.0	0	0.0	7.4	8.1
	Jackson	24310	107	107	100.0	0	0.0	8.7	9.4
	Kandiyohi	24330	231	231	100.0	0	0.0	7.4	8.0
	Lincoln	24400	118	118	100.0	0	0.0	7.4	8.0
	Lyon	24410	136	136	100.0	0	0.0	5.8	6.3
	McLeod	24420	199	199	100.0	0	0.0	6.1	6.6
	Meeker	24460	512	512	100.0	0	0.0	8.7	9.4
	Mille Lacs	24470	305	305	100.0	0	0.0	10.5	11.4
	Morrison	24480	187	187	100.0	0	0.0	10.4	11.3
	Murray	24500	321	321	100.0	0	0.0	8.8	9.5
	Nobles	24520	268	268	100.0	0	0.0	8.2	8.9
	Pipestone	24580	106	106	100.0	0	0.0	6.7	7.2
	Ramsey	24610	2,586	2,586	100.0	0	0.0	3.5	5.8
	Rock	24660	440	440	100.0	0	0.0	6.8	7.3
	Scott	24690	601	601	100.0	0	0.0	6.3	7.2
	Sherburne	24700	498	498	100.0	0	0.0	9.0	9.9
	Stearns	24720	798	798	100.0	0	0.0	8.0	9.1
	Todd	24760	286	286	100.0	0	0.0	9.3	10.2
Wadena	24790	167	167	100.0	0	0.0	9.4	10.2	
Washington	24810	1,030	1,030	100.0	0	0.0	5.1	6.2	
Wright	24850	743	743	100.0	0	0.0	9.7	10.7	
Yellow Medicine	24860	199	199	100.0	0	0.0	8.0	8.7	
<b>Grand Totals</b>			<b>21,065</b>	<b>21,065</b>	<b>100.0</b>	<b>0</b>	<b>0.0</b>	<b>6.2</b>	<b>7.8</b>

# Emergency Medicine Providers/Open Access Network/MNN001

May 14, 2024

Created by...  
**HealthPartners**

### Emergency Medicine Providers

1,929 providers at 441 locations

- ◆ All providers

### Emergency Medicine Providers

Employee Group

National Proxy Census (Open Access)

Provider Group

Emergency Medicine Providers

21,065 eligible locations

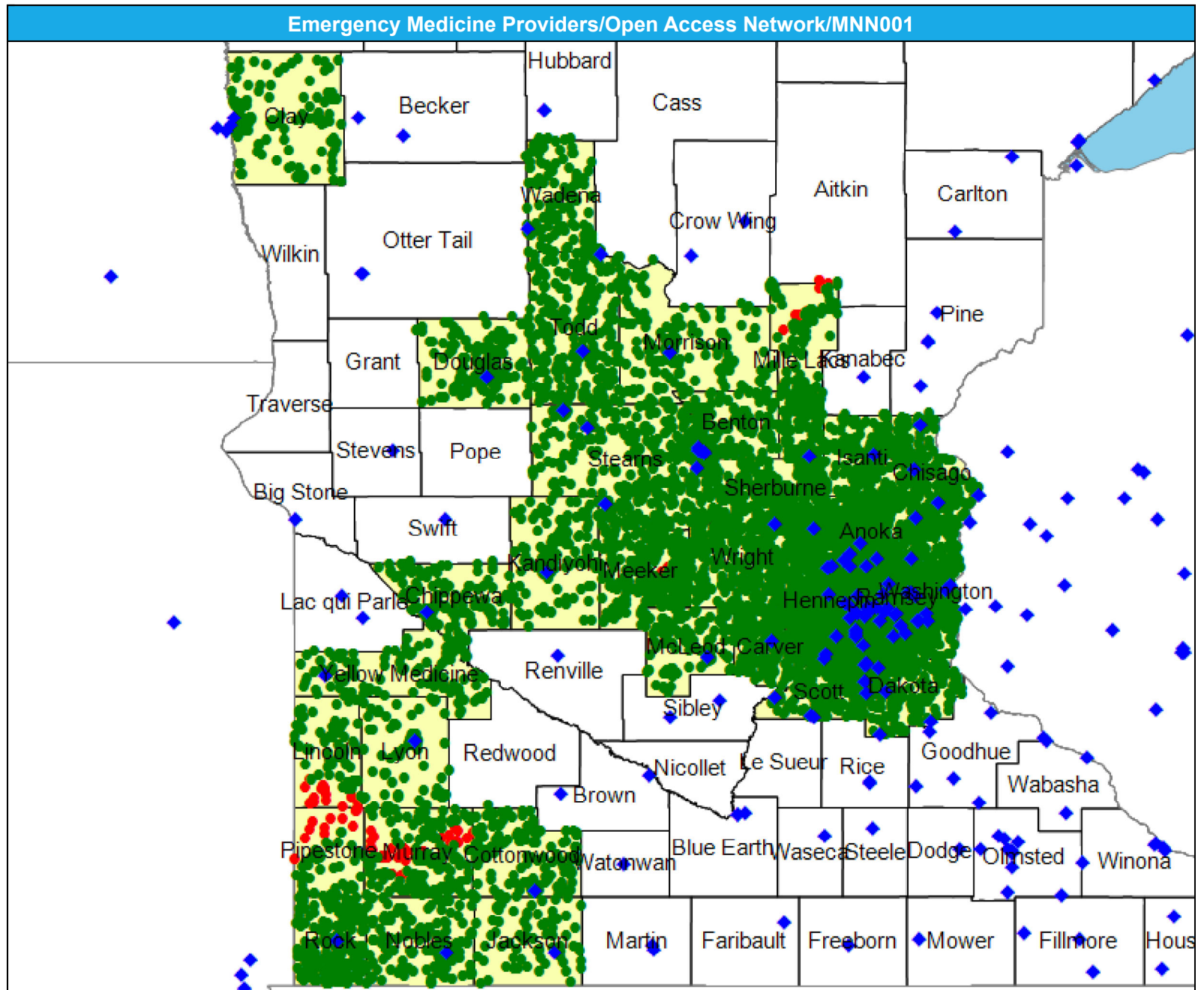
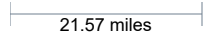
- With access (20,950)
- Without access (115)

The Access Standard is defined as (National Proxy Census (Open Access)) eligibles accessing:

1 (Emergency Medicine Providers) provider in 30 miles or 30 minutes

### Service Areas

- Open Access



# Access Detail By County SSA

May 14, 2024

Created by...  
HealthPartners

**Access Analysis**  
Emergency Medicine Providers

**Eligible / Provider Groups**  
National Proxy Census (Open Access)  
Emergency Medicine Providers

<sup>1</sup> The Access Standard is defined as (National Proxy Census (Open Access)) eligibles accessing:  
1 (Emergency Medicine Providers) provider in 30 miles or 30 minutes

Emergency Medicine Providers/Open Access Network/MNN001									
State Name	County	County SSA	Eligible	With Access <sup>1</sup>		Without Access <sup>1</sup>		Average Distance	Average Time
			#	#	%	#	%	1	1
Minnesota	Anoka	24010	1,740	1,740	100.0	0	0.0	4.7	5.7
	Benton	24040	243	243	100.0	0	0.0	8.6	9.5
	Carver	24090	795	795	100.0	0	0.0	7.1	8.0
	Chippewa	24110	266	266	100.0	0	0.0	8.4	9.1
	Chisago	24120	271	271	100.0	0	0.0	4.2	4.5
	Clay	24130	324	324	100.0	0	0.0	8.2	9.3
	Cottonwood	24160	255	254	99.6	1	0.4	11.7	12.7
	Dakota	24180	1,818	1,818	100.0	0	0.0	3.9	4.9
	Douglas	24200	191	191	100.0	0	0.0	8.2	8.9
	Hennepin	24260	5,098	5,098	100.0	0	0.0	3.2	4.8
	Isanti	24290	226	226	100.0	0	0.0	6.9	7.5
	Jackson	24310	107	107	100.0	0	0.0	8.5	9.2
	Kandiyohi	24330	231	231	100.0	0	0.0	7.6	8.2
	Lincoln	24400	118	97	82.2	21	17.8	23.4	25.5
	Lyon	24410	136	136	100.0	0	0.0	9.4	10.2
	McLeod	24420	199	199	100.0	0	0.0	12.1	13.2
	Meeker	24460	512	499	97.5	13	2.5	22.7	24.7
	Mille Lacs	24470	305	293	96.1	12	3.9	16.1	17.6
	Morrison	24480	187	187	100.0	0	0.0	11.1	12.0
	Murray	24500	321	267	83.2	54	16.8	26.2	28.6
	Nobles	24520	268	268	100.0	0	0.0	8.6	9.4
	Pipestone	24580	106	92	86.8	14	13.2	24.8	27.0
	Ramsey	24610	2,586	2,586	100.0	0	0.0	2.4	3.8
	Rock	24660	440	440	100.0	0	0.0	7.2	7.8
	Scott	24690	601	601	100.0	0	0.0	4.7	5.3
	Sherburne	24700	498	498	100.0	0	0.0	6.8	7.4
	Stearns	24720	798	798	100.0	0	0.0	6.7	7.4
	Todd	24760	286	286	100.0	0	0.0	9.3	10.2
	Wadena	24790	167	167	100.0	0	0.0	9.4	10.2
	Washington	24810	1,030	1,030	100.0	0	0.0	3.9	4.7
Wright	24850	743	743	100.0	0	0.0	11.6	12.7	
Yellow Medicine	24860	199	199	100.0	0	0.0	13.7	14.9	
<b>Grand Totals</b>			<b>21,065</b>	<b>20,950</b>	<b>99.5</b>	<b>115</b>	<b>0.5</b>	<b>6.3</b>	<b>7.5</b>

# Primary Care Providers/Open Access Network/MNN001

May 15, 2024

Created by...  
**HealthPartners**

### Primary Care Providers

11,148 providers at 2,683 locations

◆ All providers

### Primary Care Providers

Employee Group

National Proxy Census (Open Access)

Provider Group

Primary Care Providers

21,065 eligible locations

● With access (21,065)

● Without access (0)

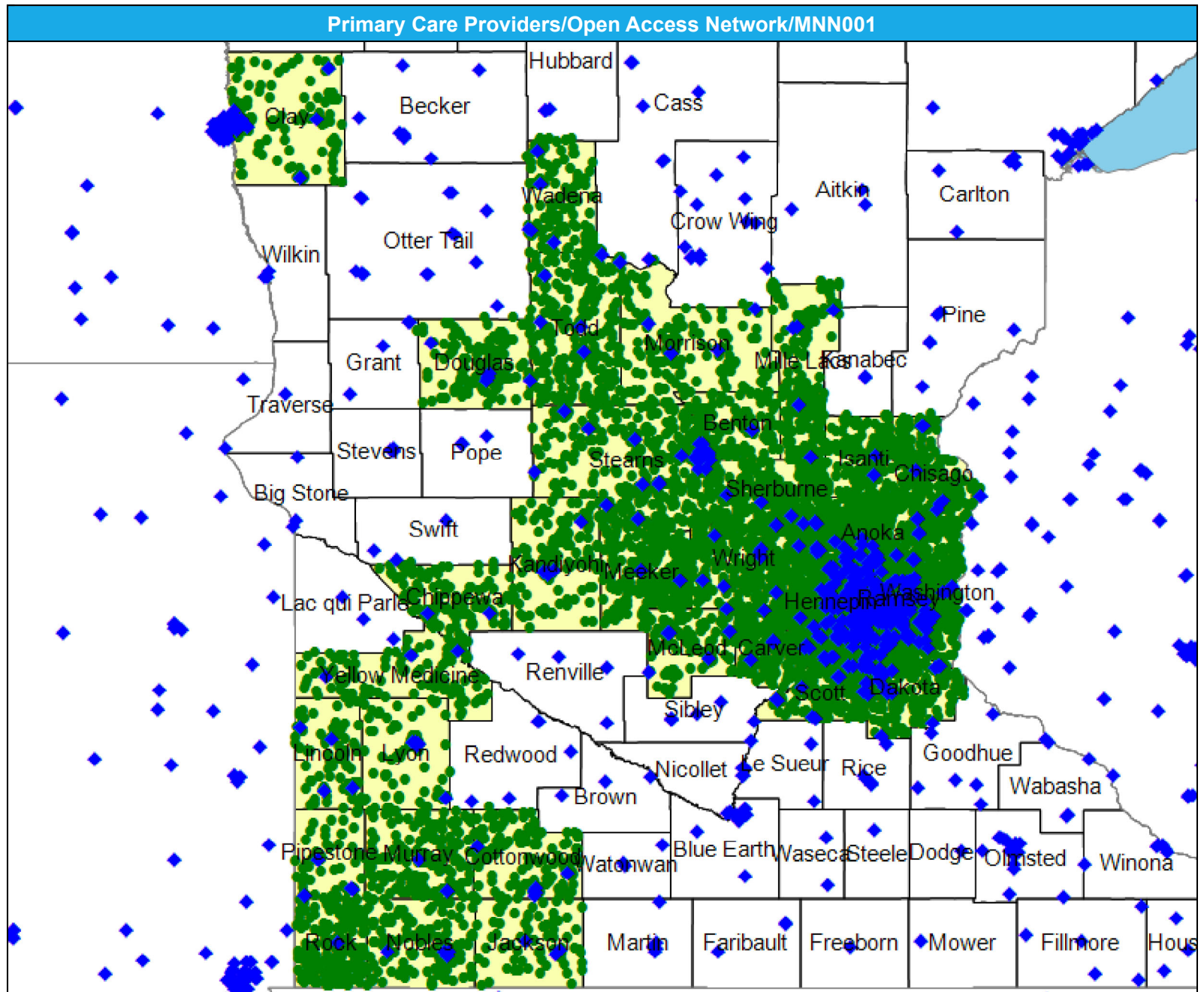
The Access Standard is defined as (National Proxy Census (Open Access)) eligibles accessing:

1 (Primary Care Providers) provider in 30 miles or 30 minutes

### Service Areas

■ Open Access

21.57 miles





# Access Detail By County SSA

May 15, 2024

Created by...  
HealthPartners

**Access Analysis**

Primary Care Providers

**Eligible / Provider Groups**

National Proxy Census (Open Access)

Primary Care Providers

<sup>1</sup> The Access Standard is defined as (National Proxy Census (Open Access)) eligibles accessing:

<sup>1</sup> (Primary Care Providers) provider in 30 miles or 30 minutes

Primary Care Providers/Open Access Network/MNN001									
State Name	County	County SSA	Eligible	With Access <sup>1</sup>		Without Access <sup>1</sup>		Average Distance	Average Time
			#	#	%	#	%	1	1
Minnesota	Anoka	24010	1,740	1,740	100.0	0	0.0	2.8	3.3
	Benton	24040	243	243	100.0	0	0.0	4.3	4.7
	Carver	24090	795	795	100.0	0	0.0	2.6	2.8
	Chippewa	24110	266	266	100.0	0	0.0	4.0	4.3
	Chisago	24120	271	271	100.0	0	0.0	3.9	4.2
	Clay	24130	324	324	100.0	0	0.0	3.0	3.3
	Cottonwood	24160	255	255	100.0	0	0.0	4.0	4.4
	Dakota	24180	1,818	1,818	100.0	0	0.0	1.8	2.2
	Douglas	24200	191	191	100.0	0	0.0	4.9	5.3
	Hennepin	24260	5,098	5,098	100.0	0	0.0	1.2	1.8
	Isanti	24290	226	226	100.0	0	0.0	5.5	6.0
	Jackson	24310	107	107	100.0	0	0.0	5.7	6.1
	Kandiyohi	24330	231	231	100.0	0	0.0	5.1	5.5
	Lincoln	24400	118	118	100.0	0	0.0	3.8	4.1
	Lyon	24410	136	136	100.0	0	0.0	5.4	5.8
	McLeod	24420	199	199	100.0	0	0.0	3.2	3.5
	Meeker	24460	512	512	100.0	0	0.0	5.2	5.6
	Mille Lacs	24470	305	305	100.0	0	0.0	4.4	4.8
	Morrison	24480	187	187	100.0	0	0.0	6.2	6.7
	Murray	24500	321	321	100.0	0	0.0	6.1	6.6
	Nobles	24520	268	268	100.0	0	0.0	5.0	5.4
	Pipestone	24580	106	106	100.0	0	0.0	3.4	3.7
	Ramsey	24610	2,586	2,586	100.0	0	0.0	0.9	1.4
	Rock	24660	440	440	100.0	0	0.0	5.6	6.1
	Scott	24690	601	601	100.0	0	0.0	2.3	2.5
	Sherburne	24700	498	498	100.0	0	0.0	4.1	4.4
	Stearns	24720	798	798	100.0	0	0.0	3.3	3.6
	Todd	24760	286	286	100.0	0	0.0	6.0	6.6
	Wadena	24790	167	167	100.0	0	0.0	4.7	5.1
	Washington	24810	1,030	1,030	100.0	0	0.0	2.2	2.6
Wright	24850	743	743	100.0	0	0.0	3.2	3.5	
Yellow Medicine	24860	199	199	100.0	0	0.0	5.7	6.2	
<b>Grand Totals</b>			<b>21,065</b>	<b>21,065</b>	<b>100.0</b>	<b>0</b>	<b>0.0</b>	<b>2.6</b>	<b>3.1</b>

# Mental Health Provider Prescribers/Open Access Network/MNN001

May 14, 2024

Created by...  
**HealthPartners**

### Mental Health Provider Prescribers

1,620 providers at 785 locations

◆ All providers

### Mental Health Provider Prescribers

Employee Group

National Proxy Census (Open Access)

Provider Group

Mental Health Provider Prescribers

21,065 eligible locations

● With access (20,962)

● Without access (103)

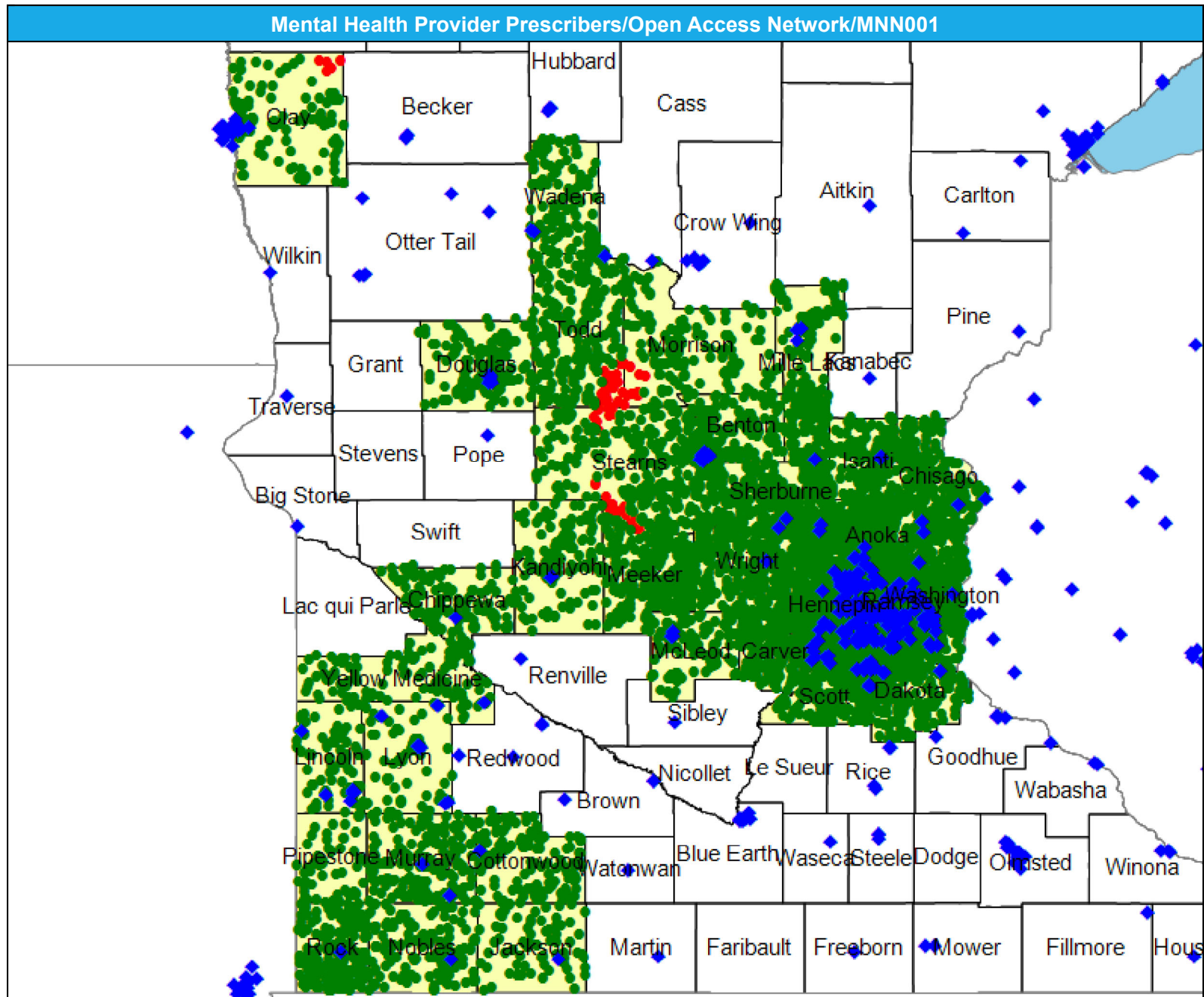
The Access Standard is defined as (National Proxy Census (Open Access)) eligibles accessing:

1 (Mental Health Provider Prescribers) provider in 30 miles or 30 minutes

### Service Areas

■ Open Access

21.57 miles



# Access Detail By County SSA

May 14, 2024

Created by...  
HealthPartners

**Access Analysis**

Mental Health Provider Prescribers

**Eligible / Provider Groups**

National Proxy Census (Open Access)

Mental Health Provider Prescribers

<sup>1</sup> The Access Standard is defined as (National Proxy Census (Open Access)) eligibles accessing:

1 (Mental Health Provider Prescribers) provider in 30 miles or 30 minutes

Mental Health Provider Prescribers/Open Access Network/MNN001									
State Name	County	County SSA	Eligible	With Access <sup>1</sup>		Without Access <sup>1</sup>		Average Distance	Average Time
			#	#	%	#	%	1	1
Minnesota	Anoka	24010	1,740	1,740	100.0	0	0.0	4.4	5.3
	Benton	24040	243	243	100.0	0	0.0	8.4	9.3
	Carver	24090	795	795	100.0	0	0.0	7.2	8.0
	Chippewa	24110	266	266	100.0	0	0.0	10.3	11.2
	Chisago	24120	271	271	100.0	0	0.0	8.9	9.7
	Clay	24130	324	319	98.5	5	1.5	7.4	8.1
	Cottonwood	24160	255	255	100.0	0	0.0	15.3	16.6
	Dakota	24180	1,818	1,818	100.0	0	0.0	3.1	3.8
	Douglas	24200	191	191	100.0	0	0.0	7.3	8.0
	Hennepin	24260	5,098	5,098	100.0	0	0.0	1.9	2.7
	Isanti	24290	226	226	100.0	0	0.0	7.2	7.9
	Jackson	24310	107	107	100.0	0	0.0	9.8	10.6
	Kandiyohi	24330	231	231	100.0	0	0.0	8.4	9.1
	Lincoln	24400	118	118	100.0	0	0.0	5.7	6.1
	Lyon	24410	136	136	100.0	0	0.0	3.5	3.8
	McLeod	24420	199	199	100.0	0	0.0	9.9	10.8
	Meeker	24460	512	492	96.1	20	3.9	20.1	21.8
	Mille Lacs	24470	305	305	100.0	0	0.0	10.1	10.9
	Morrison	24480	187	179	95.7	8	4.3	21.6	23.5
	Murray	24500	321	321	100.0	0	0.0	6.4	6.9
	Nobles	24520	268	268	100.0	0	0.0	7.9	8.6
	Pipestone	24580	106	106	100.0	0	0.0	17.8	19.4
	Ramsey	24610	2,586	2,586	100.0	0	0.0	1.3	2.1
	Rock	24660	440	440	100.0	0	0.0	6.8	7.4
	Scott	24690	601	601	100.0	0	0.0	6.0	6.7
	Sherburne	24700	498	498	100.0	0	0.0	5.8	6.3
	Stearns	24720	798	752	94.2	46	5.8	12.9	14.1
	Todd	24760	286	262	91.6	24	8.4	19.3	21.0
	Wadena	24790	167	167	100.0	0	0.0	8.9	9.6
	Washington	24810	1,030	1,030	100.0	0	0.0	2.6	3.0
	Wright	24850	743	743	100.0	0	0.0	8.6	9.4
	Yellow Medicine	24860	199	199	100.0	0	0.0	13.5	14.7
	<b>Grand Totals</b>		<b>21,065</b>	<b>20,962</b>	<b>99.5</b>	<b>103</b>	<b>0.5</b>	<b>5.5</b>	<b>6.4</b>

# MH Provider Prescribers: Child and Adolescent Psychiatrist/Open Access/MNN001

May 14, 2024

Created by...  
**HealthPartners**

### Child and Adolescent Psychiatrist

62 providers at 187 locations  
◆ All providers

### Child and Adolescent Psychiatrist

Employee Group  
National Proxy Census (Open Access)

Provider Group  
Child and Adolescent Psychiatrist

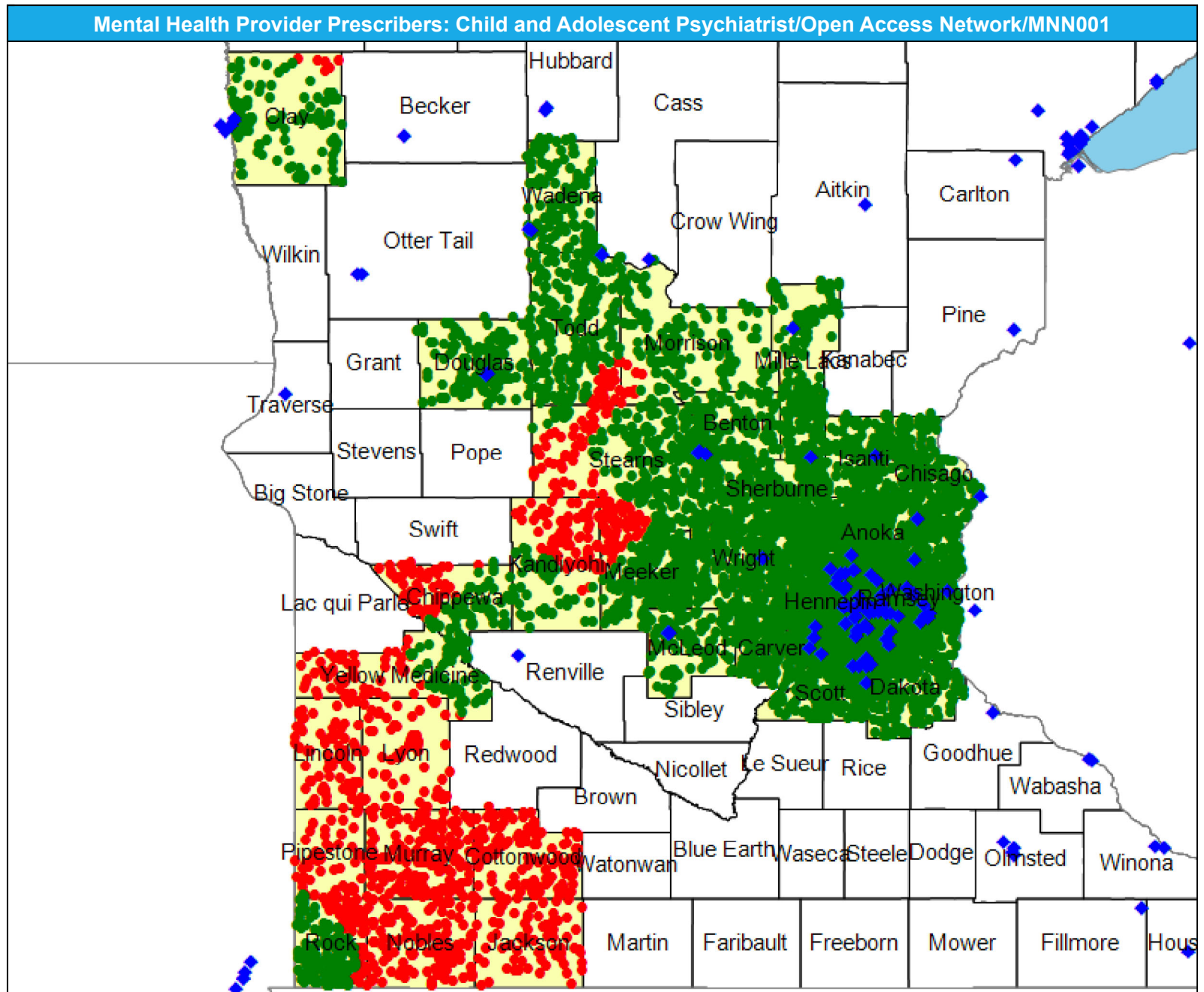
21,065 eligible locations  
● With access (19,059)  
● Without access (2,006)

The Access Standard is defined as (National Proxy Census (Open Access)) eligibles accessing:  
1 (Child and Adolescent Psychiatrist) provider in 30 miles or 30 minutes

### Service Areas

■ Open Access

21.57 miles





# Access Detail By County SSA

May 14, 2024

Created by...  
HealthPartners

**Access Analysis**

Child and Adolescent Psychiatrist

**Eligible / Provider Groups**

National Proxy Census (Open Access)

Child and Adolescent Psychiatrist

<sup>1</sup> The Access Standard is defined as (National Proxy Census (Open Access)) eligibles accessing:

1 (Child and Adolescent Psychiatrist) provider in 30 miles or 30 minutes

MH Provider Prescribers: Child and Adolescent Psychiatrist/Open Access/MNN001									
State Name	County	County SSA	Eligible	With Access <sup>1</sup>		Without Access <sup>1</sup>		Average Distance	Average Time
			#	#	%	#	%	1	1
Minnesota	Anoka	24010	1,740	1,740	100.0	0	0.0	6.2	7.9
	Benton	24040	243	243	100.0	0	0.0	8.8	10.3
	Carver	24090	795	795	100.0	0	0.0	7.9	8.8
	Chippewa	24110	266	92	34.6	174	65.4	30.0	32.7
	Chisago	24120	271	271	100.0	0	0.0	10.6	11.6
	Clay	24130	324	316	97.5	8	2.5	9.5	10.9
	Cottonwood	24160	255	0	0.0	255	100.0	59.4	64.7
	Dakota	24180	1,818	1,818	100.0	0	0.0	5.6	6.8
	Douglas	24200	191	191	100.0	0	0.0	7.9	8.6
	Hennepin	24260	5,098	5,098	100.0	0	0.0	2.8	4.2
	Isanti	24290	226	226	100.0	0	0.0	7.5	8.1
	Jackson	24310	107	0	0.0	107	100.0	77.1	84.1
	Kandiyohi	24330	231	139	60.2	92	39.8	30.6	33.5
	Lincoln	24400	118	0	0.0	118	100.0	60.0	65.4
	Lyon	24410	136	0	0.0	136	100.0	47.9	52.3
	McLeod	24420	199	199	100.0	0	0.0	10.6	11.5
	Meeker	24460	512	442	86.3	70	13.7	22.2	24.5
	Mille Lacs	24470	305	305	100.0	0	0.0	10.8	11.7
	Morrison	24480	187	179	95.7	8	4.3	22.9	25.4
	Murray	24500	321	0	0.0	321	100.0	58.6	63.9
	Nobles	24520	268	0	0.0	268	100.0	51.8	56.4
	Pipestone	24580	106	1	0.9	105	99.1	42.5	46.3
	Ramsey	24610	2,586	2,586	100.0	0	0.0	2.3	3.7
	Rock	24660	440	343	78.0	97	22.0	26.9	29.3
	Scott	24690	601	601	100.0	0	0.0	6.9	7.7
	Sherburne	24700	498	498	100.0	0	0.0	13.2	14.7
	Stearns	24720	798	671	84.1	127	15.9	14.7	17.4
	Todd	24760	286	259	90.6	27	9.4	19.6	21.3
	Wadena	24790	167	167	100.0	0	0.0	8.9	9.7
	Washington	24810	1,030	1,030	100.0	0	0.0	4.3	5.2
Wright	24850	743	743	100.0	0	0.0	11.9	13.2	
Yellow Medicine	24860	199	106	53.3	93	46.7	34.1	37.2	
<b>Grand Totals</b>			<b>21,065</b>	<b>19,059</b>	<b>90.5</b>	<b>2,006</b>	<b>9.5</b>	<b>11.0</b>	<b>12.6</b>

# MH Provider Prescribers: Psychiatrists/Open Access/MNN001

May 14, 2024

Created by...  
**HealthPartners**

### Psychiatrists

1,150 providers at 775 locations

◆ All providers

### Psychiatrists

Employee Group

National Proxy Census (Open Access)

Provider Group

Psychiatrists

21,065 eligible locations

● With access (20,962)

● Without access (103)

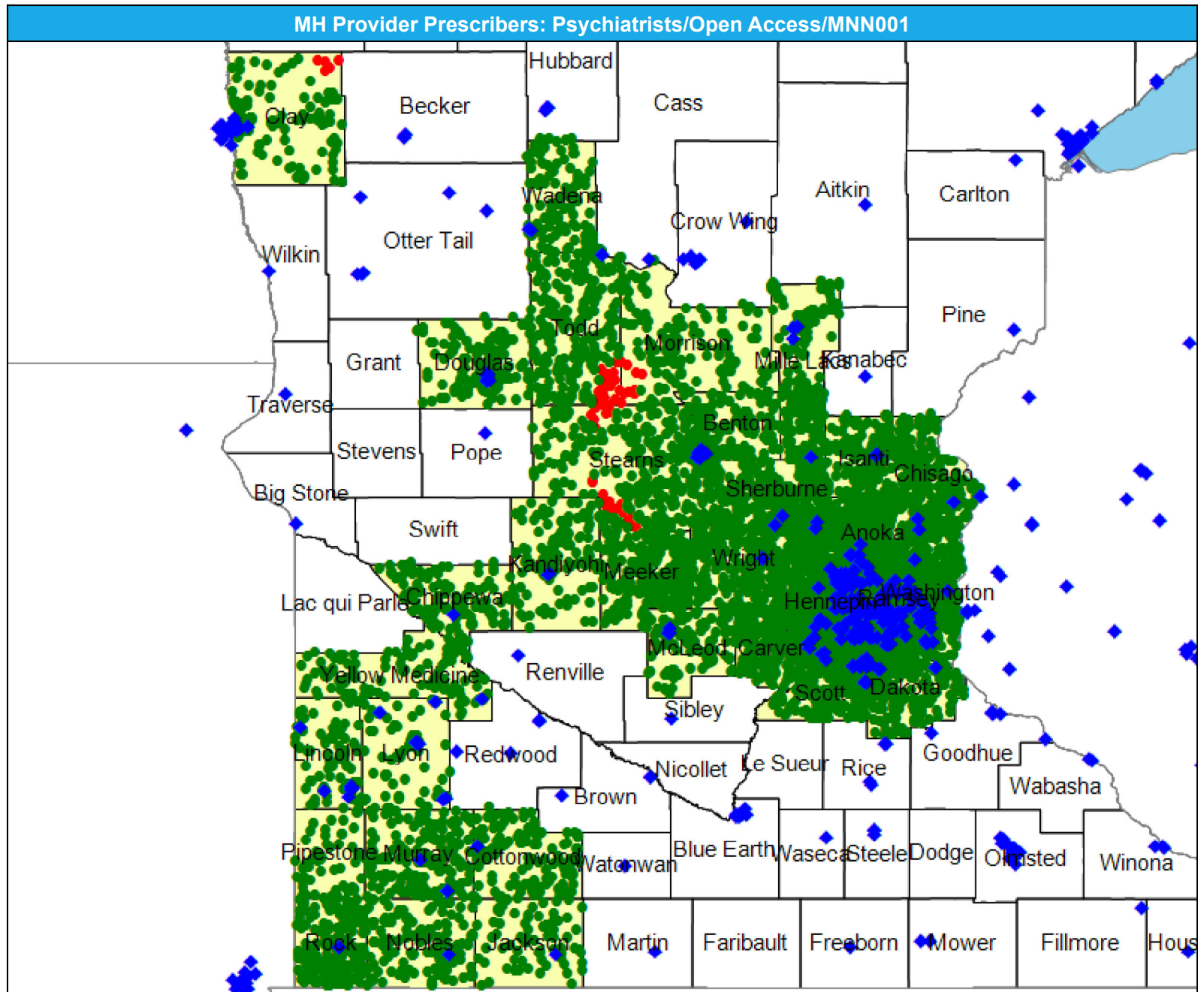
The Access Standard is defined as (National Proxy Census (Open Access)) eligibles accessing:

1 (Psychiatrists) provider in 30 miles or 30 minutes

### Service Areas

■ Open Access

21.57 miles



# Access Detail By County SSA

May 14, 2024

Created by...  
HealthPartners

**Access Analysis**

Psychiatrists

**Eligible / Provider Groups**

National Proxy Census (Open Access)

Psychiatrists

<sup>1</sup> The Access Standard is defined as (National Proxy Census (Open Access)) eligibles accessing:

1 (Psychiatrists) provider in 30 miles or 30 minutes

Mental Health Provider Prescribers: Psychiatrists/Open Access Network/MNN001									
State Name	County	County SSA	Eligible	With Access <sup>1</sup>		Without Access <sup>1</sup>		Average Distance	Average Time
			#	#	%	#	%	1	1
Minnesota	Anoka	24010	1,740	1,740	100.0	0	0.0	4.4	5.3
	Benton	24040	243	243	100.0	0	0.0	8.4	9.3
	Carver	24090	795	795	100.0	0	0.0	7.8	8.5
	Chippewa	24110	266	266	100.0	0	0.0	10.3	11.2
	Chisago	24120	271	271	100.0	0	0.0	8.9	9.7
	Clay	24130	324	319	98.5	5	1.5	7.4	8.1
	Cottonwood	24160	255	255	100.0	0	0.0	15.3	16.6
	Dakota	24180	1,818	1,818	100.0	0	0.0	3.1	3.8
	Douglas	24200	191	191	100.0	0	0.0	7.3	8.0
	Hennepin	24260	5,098	5,098	100.0	0	0.0	1.9	2.7
	Isanti	24290	226	226	100.0	0	0.0	7.2	7.9
	Jackson	24310	107	107	100.0	0	0.0	9.8	10.6
	Kandiyohi	24330	231	231	100.0	0	0.0	8.4	9.1
	Lincoln	24400	118	118	100.0	0	0.0	5.7	6.1
	Lyon	24410	136	136	100.0	0	0.0	3.5	3.8
	McLeod	24420	199	199	100.0	0	0.0	10.0	10.8
	Meeker	24460	512	492	96.1	20	3.9	20.1	21.8
	Mille Lacs	24470	305	305	100.0	0	0.0	10.1	10.9
	Morrison	24480	187	179	95.7	8	4.3	21.6	23.5
	Murray	24500	321	321	100.0	0	0.0	6.4	6.9
	Nobles	24520	268	268	100.0	0	0.0	7.9	8.6
	Pipestone	24580	106	106	100.0	0	0.0	17.8	19.4
	Ramsey	24610	2,586	2,586	100.0	0	0.0	1.3	2.1
	Rock	24660	440	440	100.0	0	0.0	6.8	7.4
	Scott	24690	601	601	100.0	0	0.0	6.4	7.1
	Sherburne	24700	498	498	100.0	0	0.0	5.8	6.3
	Stearns	24720	798	752	94.2	46	5.8	12.9	14.1
	Todd	24760	286	262	91.6	24	8.4	19.3	21.0
	Wadena	24790	167	167	100.0	0	0.0	8.9	9.6
	Washington	24810	1,030	1,030	100.0	0	0.0	2.6	3.0
Wright	24850	743	743	100.0	0	0.0	8.6	9.4	
Yellow Medicine	24860	199	199	100.0	0	0.0	13.5	14.7	
<b>Grand Totals</b>			<b>21,065</b>	<b>20,962</b>	<b>99.5</b>	<b>103</b>	<b>0.5</b>	<b>5.6</b>	<b>6.4</b>

# MH Provider Prescribers: Mental Health Clinical Nurse Specialist/Open Access/MNN001

May 14, 2024

Created by...  
**HealthPartners**

### Mental Health Clinical Nurse Specialist

57 providers at 116 locations

- ◆ All providers

### Mental Health Clinical Nurse Specialist

Employee Group

National Proxy Census (Open Access)

Provider Group

Mental Health Clinical Nurse Specialist

21,065 eligible locations

- With access (19,517)
- Without access (1,548)

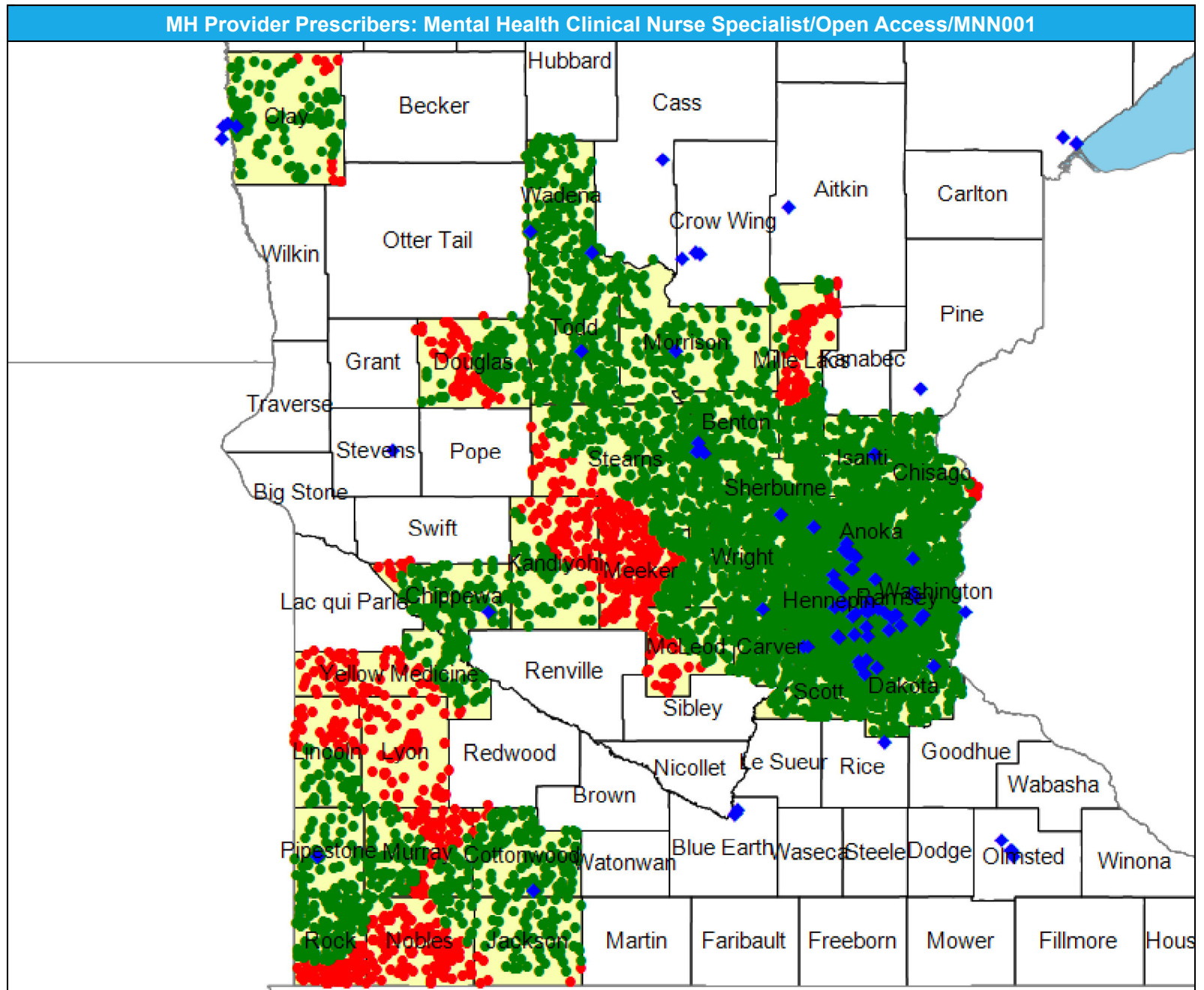
The Access Standard is defined as (National Proxy Census (Open Access)) eligibles accessing:

1 (Mental Health Clinical Nurse Specialist) provider in 30 miles or 30 minutes

### Service Areas

- Open Access

21.57 miles





# Access Detail By County SSA

May 14, 2024

Created by...  
HealthPartners

**Access Analysis**

Mental Health Clinical Nurse Specialist

**Eligible / Provider Groups**

National Proxy Census (Open Access)

Mental Health Clinical Nurse Specialist

<sup>1</sup> The Access Standard is defined as (National Proxy Census (Open Access)) eligibles accessing:

1 (Mental Health Clinical Nurse Specialist) provider in 30 miles or 30 minutes

MH Provider Prescribers: Mental Health Clinical Nurse Specialist/Open Access/MNN001									
State Name	County	County SSA	Eligible	With Access <sup>1</sup>		Without Access <sup>1</sup>		Average Distance	Average Time
			#	#	%	#	%	1	1
Minnesota	Anoka	24010	1,740	1,740	100.0	0	0.0	5.4	6.6
	Benton	24040	243	243	100.0	0	0.0	8.5	9.4
	Carver	24090	795	795	100.0	0	0.0	6.5	7.2
	Chippewa	24110	266	253	95.1	13	4.9	16.3	17.8
	Chisago	24120	271	260	95.9	11	4.1	16.9	18.4
	Clay	24130	324	314	96.9	10	3.1	9.7	10.7
	Cottonwood	24160	255	249	97.6	6	2.4	12.3	13.4
	Dakota	24180	1,818	1,818	100.0	0	0.0	4.0	5.2
	Douglas	24200	191	126	66.0	65	34.0	28.6	31.1
	Hennepin	24260	5,098	5,098	100.0	0	0.0	3.1	4.7
	Isanti	24290	226	226	100.0	0	0.0	7.8	8.5
	Jackson	24310	107	101	94.4	6	5.6	18.6	20.3
	Kandiyohi	24330	231	146	63.2	85	36.8	28.5	31.1
	Lincoln	24400	118	62	52.5	56	47.5	29.6	32.3
	Lyon	24410	136	2	1.5	134	98.5	44.2	48.1
	McLeod	24420	199	165	82.9	34	17.1	25.7	28.0
	Meeker	24460	512	143	27.9	369	72.1	33.7	37.1
	Mille Lacs	24470	305	173	56.7	132	43.3	26.9	29.3
	Morrison	24480	187	187	100.0	0	0.0	11.4	12.4
	Murray	24500	321	231	72.0	90	28.0	27.6	30.1
	Nobles	24520	268	28	10.4	240	89.6	36.6	39.9
	Pipestone	24580	106	106	100.0	0	0.0	7.4	8.0
	Ramsey	24610	2,586	2,586	100.0	0	0.0	2.8	4.5
	Rock	24660	440	314	71.4	126	28.6	27.4	29.9
	Scott	24690	601	601	100.0	0	0.0	8.8	9.7
	Sherburne	24700	498	498	100.0	0	0.0	8.0	8.8
	Stearns	24720	798	719	90.1	79	9.9	13.3	15.0
	Todd	24760	286	286	100.0	0	0.0	10.1	11.0
Wadena	24790	167	167	100.0	0	0.0	10.6	11.5	
Washington	24810	1,030	1,030	100.0	0	0.0	6.3	7.4	
Wright	24850	743	743	100.0	0	0.0	12.1	13.2	
Yellow Medicine	24860	199	107	53.8	92	46.2	33.5	36.5	
<b>Grand Totals</b>			<b>21,065</b>	<b>19,517</b>	<b>92.7</b>	<b>1,548</b>	<b>7.3</b>	<b>9.4</b>	<b>10.9</b>

# Mental Health Providers/Open Access Network/MNN001

May 14, 2024

Created by...  
**HealthPartners**

### Mental Health Providers

18,295 providers at 4,351 locations

◆ All providers

### Mental Health Providers

Employee Group

National Proxy Census (Open Access)

Provider Group

Mental Health Providers

21,065 eligible locations

● With access (21,065)

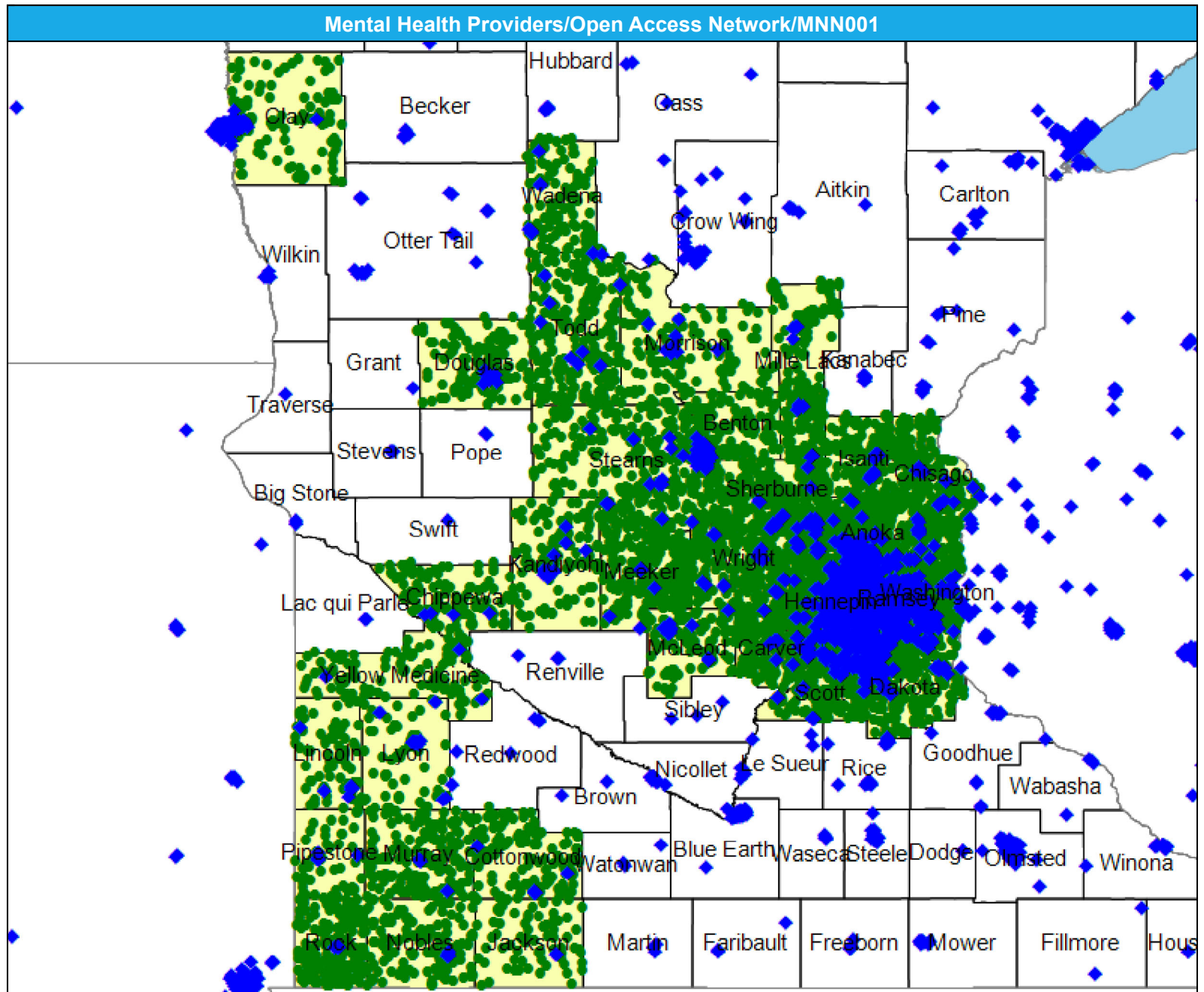
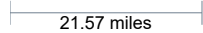
● Without access (0)

The Access Standard is defined as (National Proxy Census (Open Access)) eligibles accessing:

1 (Mental Health Providers) provider in 30 miles or 30 minutes

### Service Areas

■ Open Access



# Access Detail By County SSA

May 14, 2024

Created by...  
HealthPartners

**Access Analysis**

Mental Health Providers

**Eligible / Provider Groups**

National Proxy Census (Open Access)

Mental Health Providers

<sup>1</sup> The Access Standard is defined as (National Proxy Census (Open Access)) eligibles accessing:

1 (Mental Health Providers) provider in 30 miles or 30 minutes

Mental Health Providers/Open Access Network/MNN001									
State Name	County	County SSA	Eligible	With Access <sup>1</sup>		Without Access <sup>1</sup>		Average Distance	Average Time
			#	#	%	#	%	1	1
Minnesota	Anoka	24010	1,740	1,740	100.0	0	0.0	1.5	1.8
	Benton	24040	243	243	100.0	0	0.0	5.9	6.4
	Carver	24090	795	795	100.0	0	0.0	2.5	2.8
	Chippewa	24110	266	266	100.0	0	0.0	4.3	4.6
	Chisago	24120	271	271	100.0	0	0.0	4.2	4.5
	Clay	24130	324	324	100.0	0	0.0	4.6	5.0
	Cottonwood	24160	255	255	100.0	0	0.0	4.6	5.0
	Dakota	24180	1,818	1,818	100.0	0	0.0	1.5	1.7
	Douglas	24200	191	191	100.0	0	0.0	5.7	6.2
	Hennepin	24260	5,098	5,098	100.0	0	0.0	0.8	1.1
	Isanti	24290	226	226	100.0	0	0.0	4.6	4.9
	Jackson	24310	107	107	100.0	0	0.0	8.2	8.9
	Kandiyohi	24330	231	231	100.0	0	0.0	3.6	3.9
	Lincoln	24400	118	118	100.0	0	0.0	5.6	6.1
	Lyon	24410	136	136	100.0	0	0.0	3.2	3.5
	McLeod	24420	199	199	100.0	0	0.0	3.2	3.4
	Meeker	24460	512	512	100.0	0	0.0	4.7	5.1
	Mille Lacs	24470	305	305	100.0	0	0.0	5.4	5.9
	Morrison	24480	187	187	100.0	0	0.0	5.4	5.9
	Murray	24500	321	321	100.0	0	0.0	5.7	6.1
	Nobles	24520	268	268	100.0	0	0.0	7.3	8.0
	Pipestone	24580	106	106	100.0	0	0.0	4.6	5.0
	Ramsey	24610	2,586	2,586	100.0	0	0.0	0.6	0.9
	Rock	24660	440	440	100.0	0	0.0	5.9	6.4
	Scott	24690	601	601	100.0	0	0.0	1.9	2.1
	Sherburne	24700	498	498	100.0	0	0.0	2.9	3.1
	Stearns	24720	798	798	100.0	0	0.0	3.7	4.0
	Todd	24760	286	286	100.0	0	0.0	5.7	6.2
Wadena	24790	167	167	100.0	0	0.0	4.6	5.0	
Washington	24810	1,030	1,030	100.0	0	0.0	1.3	1.5	
Wright	24850	743	743	100.0	0	0.0	2.6	2.8	
Yellow Medicine	24860	199	199	100.0	0	0.0	5.9	6.4	
<b>Grand Totals</b>			<b>21,065</b>	<b>21,065</b>	<b>100.0</b>	<b>0</b>	<b>0.0</b>	<b>2.3</b>	<b>2.7</b>

# MH Providers Licensed Child and Adolescent Psychologists: LP/Open Access/MNN001

May 14, 2024

Created by...  
**HealthPartners**

### Licensed Child and Adolescent Psychologists: LP

350 providers at 419 locations

- ◆ All providers

### Licensed Child and Adolescent Psychologists: LP

Employee Group

National Proxy Census (Open Access)

Provider Group

Licensed Child and Adolescent Psychologists: LP

21,065 eligible locations

- With access (20,012)
- Without access (1,053)

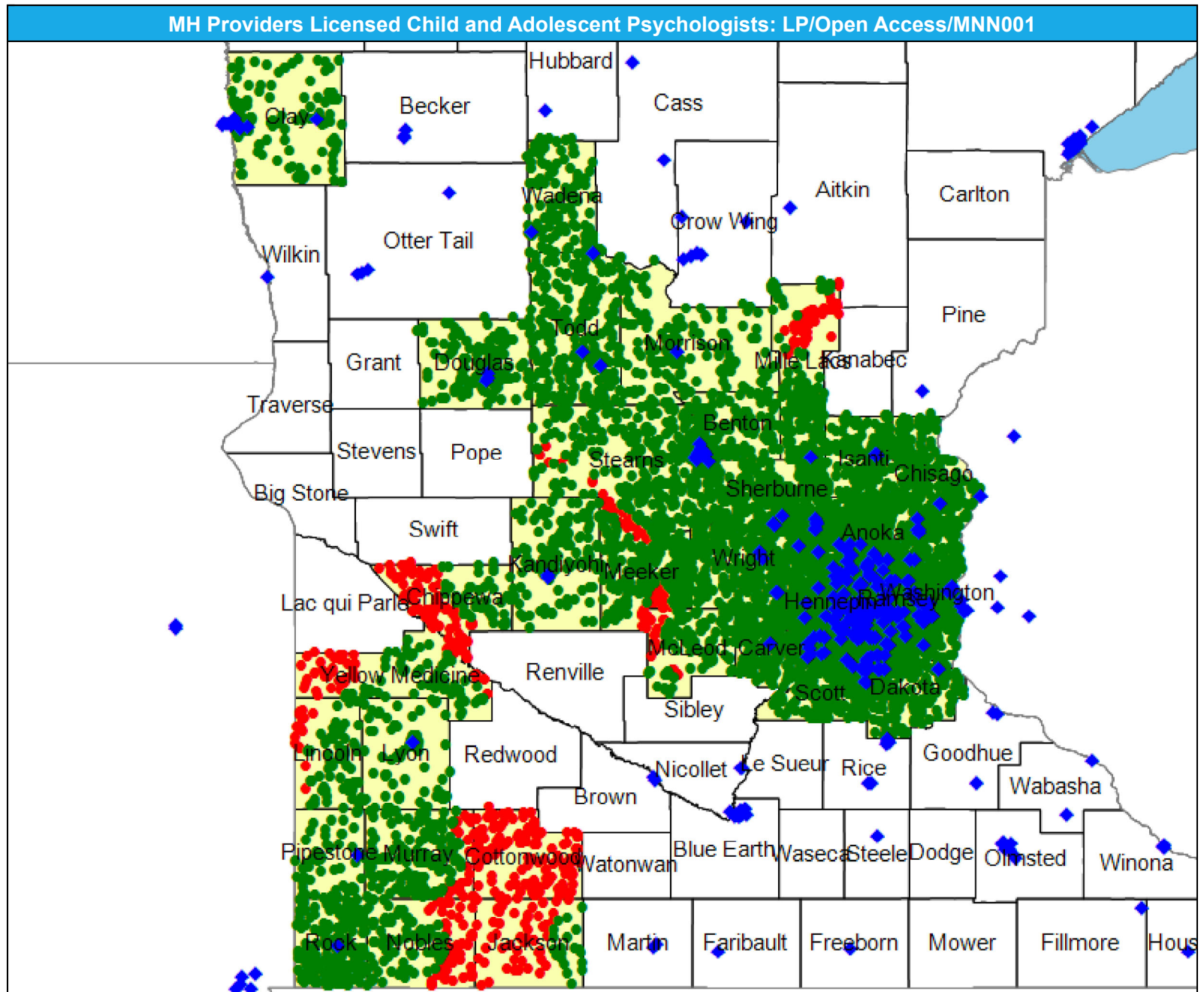
The Access Standard is defined as (National Proxy Census (Open Access)) eligibles accessing:

- 1 (Licensed Child and Adolescent Psychologists: LP) provider in 30 miles or 30 minutes

### Service Areas

- Open Access

21.57 miles





# Access Detail By County SSA

May 14, 2024

Created by...  
HealthPartners

**Access Analysis**  
Licensed Child and Adolescent  
Psychologists: LP

**Eligible / Provider Groups**  
National Proxy Census (Open  
Access)  
Licensed Child and  
Adolescent Psychologists: LP

<sup>1</sup> The Access Standard is defined  
as (National Proxy Census  
(Open Access)) eligibles  
accessing:  
1 (Licensed Child and  
Adolescent Psychologists: LP)  
provider in 30 miles or 30  
minutes

Mental Health Providers Licensed Child and Adolescent Psychologists: LP/Open Access Network/MNN001									
State Name	County	County SSA	Eligible	With Access <sup>1</sup>		Without Access <sup>1</sup>		Average Distance	Average Time
			#	#	%	#	%	1	1
Minnesota	Anoka	24010	1,740	1,740	100.0	0	0.0	3.2	3.9
	Benton	24040	243	243	100.0	0	0.0	8.1	8.9
	Carver	24090	795	795	100.0	0	0.0	4.2	4.6
	Chippewa	24110	266	55	20.7	211	79.3	33.0	36.0
	Chisago	24120	271	271	100.0	0	0.0	7.6	8.2
	Clay	24130	324	324	100.0	0	0.0	5.2	5.7
	Cottonwood	24160	255	0	0.0	255	100.0	39.7	43.3
	Dakota	24180	1,818	1,818	100.0	0	0.0	2.7	3.4
	Douglas	24200	191	191	100.0	0	0.0	7.5	8.1
	Hennepin	24260	5,098	5,098	100.0	0	0.0	1.6	2.4
	Isanti	24290	226	226	100.0	0	0.0	7.2	7.8
	Jackson	24310	107	43	40.2	64	59.8	34.1	37.1
	Kandiyohi	24330	231	231	100.0	0	0.0	8.8	9.5
	Lincoln	24400	118	95	80.5	23	19.5	24.5	26.6
	Lyon	24410	136	136	100.0	0	0.0	9.3	10.1
	McLeod	24420	199	171	85.9	28	14.1	23.9	26.0
	Meeker	24460	512	464	90.6	48	9.4	26.0	28.4
	Mille Lacs	24470	305	238	78.0	67	22.0	17.6	19.1
	Morrison	24480	187	187	100.0	0	0.0	11.1	12.0
	Murray	24500	321	266	82.9	55	17.1	21.4	23.3
	Nobles	24520	268	116	43.3	152	56.7	27.5	30.0
	Pipestone	24580	106	106	100.0	0	0.0	12.0	13.0
	Ramsey	24610	2,586	2,586	100.0	0	0.0	1.4	2.2
	Rock	24660	440	440	100.0	0	0.0	6.7	7.3
	Scott	24690	601	601	100.0	0	0.0	6.1	6.8
	Sherburne	24700	498	498	100.0	0	0.0	5.4	5.8
	Stearns	24720	798	756	94.7	42	5.3	11.6	12.6
	Todd	24760	286	286	100.0	0	0.0	9.1	9.9
Wadena	24790	167	167	100.0	0	0.0	8.6	9.3	
Washington	24810	1,030	1,030	100.0	0	0.0	2.6	3.0	
Wright	24850	743	743	100.0	0	0.0	6.4	6.9	
Yellow Medicine	24860	199	91	45.7	108	54.3	30.2	32.9	
<b>Grand Totals</b>			<b>21,065</b>	<b>20,012</b>	<b>95.0</b>	<b>1,053</b>	<b>5.0</b>	<b>6.7</b>	<b>7.6</b>

# Mental Health Providers Licensed Psychologists: LP/Open Access Network/MNN001

May 14, 2024

Created by...  
**HealthPartners**

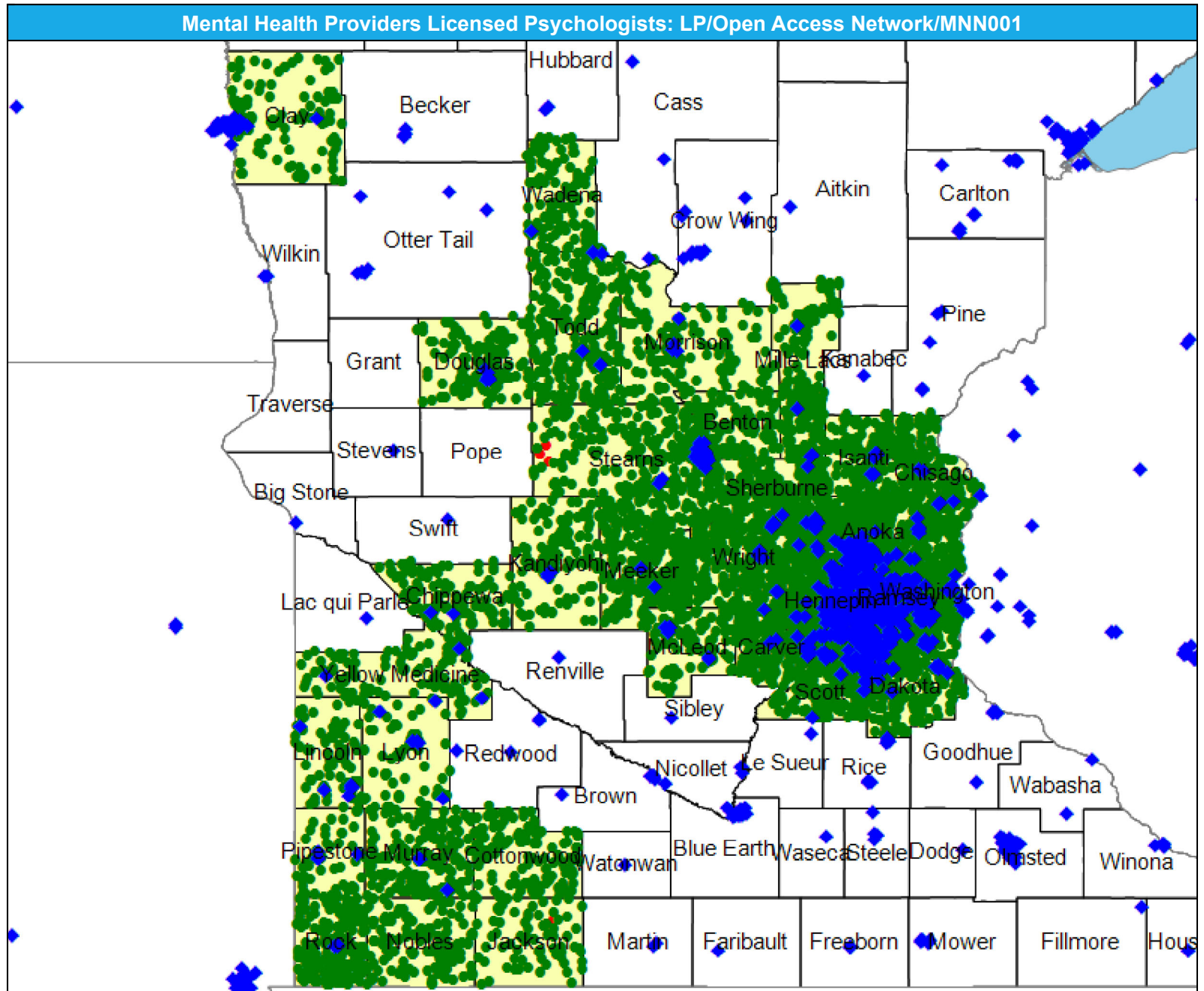
**Licensed Psychologists: LP**  
3,344 providers at 1,632 locations  
◆ All providers

**Licensed Psychologists: LP**  
Employee Group  
National Proxy Census (Open Access)  
Provider Group  
Licensed Psychologists: LP  
21,065 eligible locations  
● With access (21,061)  
● Without access (4)

The Access Standard is defined as (National Proxy Census (Open Access)) eligibles accessing:  
1 (Licensed Psychologists: LP) provider in 30 miles or 30 minutes

**Service Areas**  
■ Open Access

21.57 miles



# Access Detail By County SSA

May 14, 2024

Created by...  
HealthPartners

**Access Analysis**

Licensed Psychologists: LP

**Eligible / Provider Groups**

National Proxy Census (Open Access)

Licensed Psychologists: LP

<sup>1</sup> The Access Standard is defined as (National Proxy Census (Open Access)) eligibles accessing:

1 (Licensed Psychologists: LP) provider in 30 miles or 30 minutes

Mental Health Providers Licensed Psychologists: LP/Open Access Network/MNN001									
State Name	County	County SSA	Eligible	With Access <sup>1</sup>		Without Access <sup>1</sup>		Average Distance	Average Time
			#	#	%	#	%	1	1
Minnesota	Anoka	24010	1,740	1,740	100.0	0	0.0	2.3	2.8
	Benton	24040	243	243	100.0	0	0.0	6.5	7.1
	Carver	24090	795	795	100.0	0	0.0	3.2	3.5
	Chippewa	24110	266	266	100.0	0	0.0	5.9	6.4
	Chisago	24120	271	271	100.0	0	0.0	4.8	5.2
	Clay	24130	324	324	100.0	0	0.0	4.9	5.3
	Cottonwood	24160	255	255	100.0	0	0.0	20.5	22.3
	Dakota	24180	1,818	1,818	100.0	0	0.0	1.8	2.1
	Douglas	24200	191	191	100.0	0	0.0	7.0	7.6
	Hennepin	24260	5,098	5,098	100.0	0	0.0	1.0	1.5
	Isanti	24290	226	226	100.0	0	0.0	5.1	5.6
	Jackson	24310	107	106	99.1	1	0.9	23.6	25.7
	Kandiyohi	24330	231	231	100.0	0	0.0	8.1	8.8
	Lincoln	24400	118	118	100.0	0	0.0	5.6	6.1
	Lyon	24410	136	136	100.0	0	0.0	3.4	3.6
	McLeod	24420	199	199	100.0	0	0.0	4.9	5.3
	Meeker	24460	512	512	100.0	0	0.0	7.6	8.2
	Mille Lacs	24470	305	305	100.0	0	0.0	6.1	6.6
	Morrison	24480	187	187	100.0	0	0.0	8.3	9.0
	Murray	24500	321	321	100.0	0	0.0	6.3	6.8
	Nobles	24520	268	268	100.0	0	0.0	17.5	19.1
	Pipestone	24580	106	106	100.0	0	0.0	4.6	5.0
	Ramsey	24610	2,586	2,586	100.0	0	0.0	0.9	1.4
	Rock	24660	440	440	100.0	0	0.0	6.3	6.8
	Scott	24690	601	601	100.0	0	0.0	3.6	3.9
	Sherburne	24700	498	498	100.0	0	0.0	4.7	5.1
	Stearns	24720	798	795	99.6	3	0.4	8.5	9.2
	Todd	24760	286	286	100.0	0	0.0	9.0	9.7
Wadena	24790	167	167	100.0	0	0.0	8.6	9.3	
Washington	24810	1,030	1,030	100.0	0	0.0	1.9	2.2	
Wright	24850	743	743	100.0	0	0.0	5.8	6.3	
Yellow Medicine	24860	199	199	100.0	0	0.0	5.9	6.4	
<b>Grand Totals</b>			<b>21,065</b>	<b>21,061</b>	<b>99.9</b>	<b>4</b>	<b>0.1</b>	<b>3.7</b>	<b>4.2</b>

# MH Providers Licensed Marriage and Family Therapists LMFT or LMFTA/Open Access/MNN001

May 14, 2024

Created by...  
**HealthPartners**

### Licensed Marriage and Family Therapists: LMFT or LMFTA

2,989 providers at 1,513 locations

◆ All providers

### Licensed Marriage and Family Therapists: LMFT or LMFTA

Employee Group

National Proxy Census (Open Access)

Provider Group

Licensed Marriage and Family Therapists: LMFT or LMFTA

21,065 eligible locations

● With access (21,014)

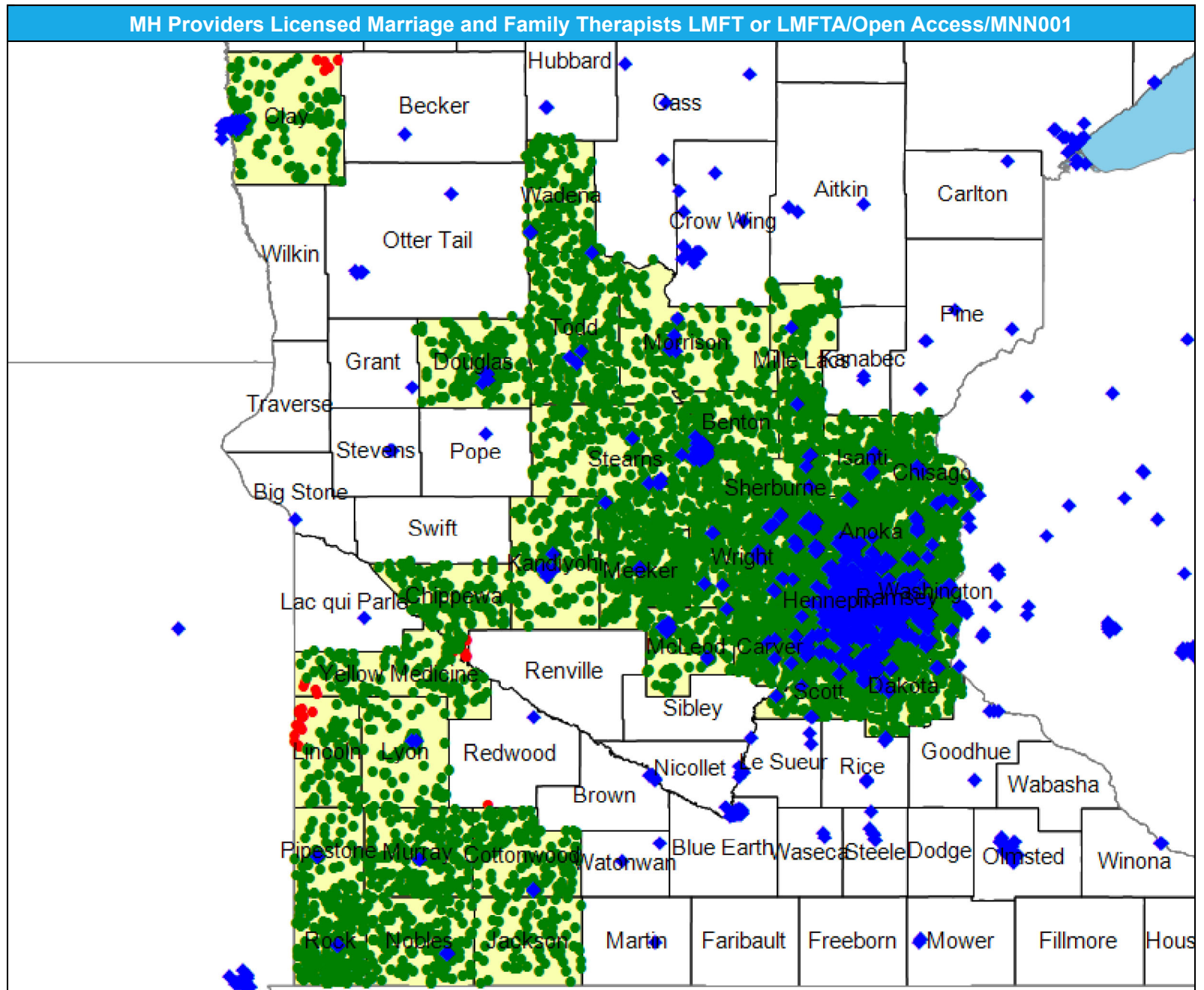
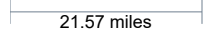
● Without access (51)

The Access Standard is defined as (National Proxy Census (Open Access)) eligibles accessing:

1 (Licensed Marriage and Family Therapists: LMFT or LMFTA) provider in 30 miles or 30 minutes

### Service Areas

■ Open Access





# Access Detail By County SSA

May 14, 2024

Created by...  
HealthPartners

**Access Analysis**

Licensed Marriage and Family Therapists: LMFT or LMFTA

**Eligible / Provider Groups**

National Proxy Census (Open Access)

Licensed Marriage and Family Therapists: LMFT or LMFTA

<sup>1</sup> The Access Standard is defined as (National Proxy Census (Open Access)) eligibles accessing:

<sup>1</sup> (Licensed Marriage and Family Therapists: LMFT or LMFTA) provider in 30 miles or 30 minutes

MH Providers Licensed Marriage and Family Therapists LMFT or LMFTA/Open Access/MNN001									
State Name	County	County SSA	Eligible	With Access <sup>1</sup>		Without Access <sup>1</sup>		Average Distance	Average Time
			#	#	%	#	%	1	1
Minnesota	Anoka	24010	1,740	1,740	100.0	0	0.0	2.1	2.5
	Benton	24040	243	243	100.0	0	0.0	6.1	6.6
	Carver	24090	795	795	100.0	0	0.0	3.0	3.3
	Chippewa	24110	266	250	94.0	16	6.0	21.0	22.9
	Chisago	24120	271	271	100.0	0	0.0	4.5	4.9
	Clay	24130	324	319	98.5	5	1.5	7.9	8.7
	Cottonwood	24160	255	254	99.6	1	0.4	11.1	12.1
	Dakota	24180	1,818	1,818	100.0	0	0.0	1.8	2.1
	Douglas	24200	191	191	100.0	0	0.0	6.7	7.2
	Hennepin	24260	5,098	5,098	100.0	0	0.0	1.0	1.5
	Isanti	24290	226	226	100.0	0	0.0	4.7	5.1
	Jackson	24310	107	107	100.0	0	0.0	14.9	16.2
	Kandiyohi	24330	231	231	100.0	0	0.0	5.7	6.2
	Lincoln	24400	118	97	82.2	21	17.8	24.3	26.5
	Lyon	24410	136	136	100.0	0	0.0	9.0	9.8
	McLeod	24420	199	199	100.0	0	0.0	3.9	4.2
	Meeker	24460	512	512	100.0	0	0.0	7.2	7.8
	Mille Lacs	24470	305	305	100.0	0	0.0	6.2	6.7
	Morrison	24480	187	187	100.0	0	0.0	8.5	9.2
	Murray	24500	321	321	100.0	0	0.0	10.0	10.8
	Nobles	24520	268	268	100.0	0	0.0	8.0	8.7
	Pipestone	24580	106	106	100.0	0	0.0	7.3	7.9
	Ramsey	24610	2,586	2,586	100.0	0	0.0	0.8	1.2
	Rock	24660	440	440	100.0	0	0.0	6.3	6.8
	Scott	24690	601	601	100.0	0	0.0	2.5	2.8
	Sherburne	24700	498	498	100.0	0	0.0	4.3	4.6
	Stearns	24720	798	798	100.0	0	0.0	5.4	5.8
	Todd	24760	286	286	100.0	0	0.0	8.8	9.6
Wadena	24790	167	167	100.0	0	0.0	8.6	9.3	
Washington	24810	1,030	1,030	100.0	0	0.0	1.6	1.9	
Wright	24850	743	743	100.0	0	0.0	3.0	3.3	
Yellow Medicine	24860	199	191	96.0	8	4.0	23.3	25.4	
<b>Grand Totals</b>			<b>21,065</b>	<b>21,014</b>	<b>99.8</b>	<b>51</b>	<b>0.2</b>	<b>3.6</b>	<b>4.2</b>

# MH Providers Licensed Professional Counselors: LPCC or LPC/Open Access/MNN001

May 14, 2024

Created by...  
**HealthPartners**

**Licensed Professional Counselors: LPCC or LPC**

5,093 providers at 2,103 locations

◆ All providers

**Licensed Professional Counselors: LPCC or LPC**

Employee Group

National Proxy Census (Open Access)

Provider Group

Licensed Professional Counselors: LPCC or LPC

21,065 eligible locations

● With access (21,065)

● Without access (0)

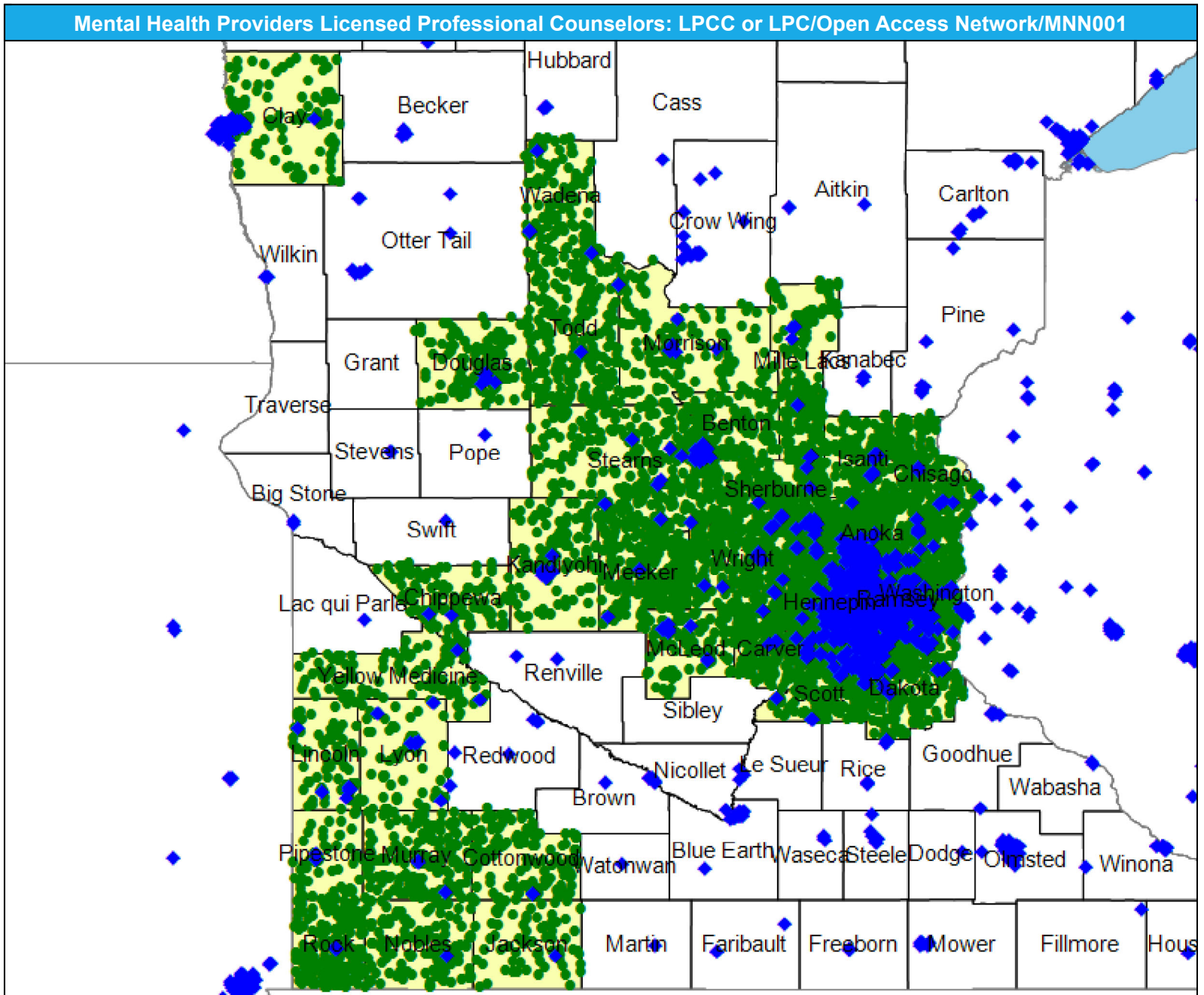
The Access Standard is defined as (National Proxy Census (Open Access)) eligibles accessing:

1 (Licensed Professional Counselors: LPCC or LPC) provider in 30 miles or 30 minutes

**Service Areas**

■ Open Access

21.57 miles



# Access Detail By County SSA

May 14, 2024

Created by...  
HealthPartners

**Access Analysis**

Licensed Professional Counselors: LPCC or LPC

**Eligible / Provider Groups**

National Proxy Census (Open Access)

Licensed Professional Counselors: LPCC or LPC

<sup>1</sup> The Access Standard is defined as (National Proxy Census (Open Access)) eligibles accessing:

1 (Licensed Professional Counselors: LPCC or LPC) provider in 30 miles or 30 minutes

Mental Health Providers Licensed Professional Counselors: LPCC or LPC/Open Access Network/MNN001										
State Name	County	County SSA	Eligible		With Access <sup>1</sup>		Without Access <sup>1</sup>		Average Distance	Average Time
			#	%	#	%	#	%	1	1
Minnesota	Anoka	24010	1,740	100.0	1,740	100.0	0	0.0	1.8	2.2
	Benton	24040	243	100.0	243	100.0	0	0.0	6.2	6.7
	Carver	24090	795	100.0	795	100.0	0	0.0	3.2	3.5
	Chippewa	24110	266	100.0	266	100.0	0	0.0	5.8	6.3
	Chisago	24120	271	100.0	271	100.0	0	0.0	4.7	5.1
	Clay	24130	324	100.0	324	100.0	0	0.0	4.8	5.2
	Cottonwood	24160	255	100.0	255	100.0	0	0.0	10.4	11.3
	Dakota	24180	1,818	100.0	1,818	100.0	0	0.0	1.8	2.1
	Douglas	24200	191	100.0	191	100.0	0	0.0	7.0	7.6
	Hennepin	24260	5,098	100.0	5,098	100.0	0	0.0	1.0	1.4
	Isanti	24290	226	100.0	226	100.0	0	0.0	4.7	5.1
	Jackson	24310	107	100.0	107	100.0	0	0.0	8.5	9.2
	Kandiyohi	24330	231	100.0	231	100.0	0	0.0	5.4	5.8
	Lincoln	24400	118	100.0	118	100.0	0	0.0	5.7	6.1
	Lyon	24410	136	100.0	136	100.0	0	0.0	3.3	3.6
	McLeod	24420	199	100.0	199	100.0	0	0.0	4.3	4.7
	Meeker	24460	512	100.0	512	100.0	0	0.0	5.6	6.1
	Mille Lacs	24470	305	100.0	305	100.0	0	0.0	5.8	6.3
	Morrison	24480	187	100.0	187	100.0	0	0.0	6.4	6.9
	Murray	24500	321	100.0	321	100.0	0	0.0	6.8	7.4
	Nobles	24520	268	100.0	268	100.0	0	0.0	7.9	8.6
	Pipestone	24580	106	100.0	106	100.0	0	0.0	6.3	6.8
	Ramsey	24610	2,586	100.0	2,586	100.0	0	0.0	0.7	1.2
	Rock	24660	440	100.0	440	100.0	0	0.0	6.3	6.9
	Scott	24690	601	100.0	601	100.0	0	0.0	2.9	3.2
	Sherburne	24700	498	100.0	498	100.0	0	0.0	3.0	3.2
	Stearns	24720	798	100.0	798	100.0	0	0.0	5.6	6.0
	Todd	24760	286	100.0	286	100.0	0	0.0	9.4	10.2
	Wadena	24790	167	100.0	167	100.0	0	0.0	6.0	6.5
	Washington	24810	1,030	100.0	1,030	100.0	0	0.0	1.6	1.8
Wright	24850	743	100.0	743	100.0	0	0.0	3.5	3.7	
Yellow Medicine	24860	199	100.0	199	100.0	0	0.0	10.5	11.5	
<b>Grand Totals</b>			<b>21,065</b>	<b>100.0</b>	<b>21,065</b>	<b>100.0</b>	<b>0</b>	<b>0.0</b>	<b>2.9</b>	<b>3.4</b>

# MH Providers Licensed Social Workers: LICSW, LCSW, and LISW/Open Access/MNN001

May 14, 2024

Created by...  
**HealthPartners**

**Licensed Social Workers:  
LICSW, LCSW, and LISW**

6,573 providers at 2,767 locations

◆ All providers

**Licensed Social Workers:  
LICSW, LCSW, and LISW**

Employee Group

National Proxy Census (Open Access)

Provider Group

Licensed Social Workers:  
LICSW, LCSW, and LISW

21,065 eligible locations

● With access (21,060)

● Without access (5)

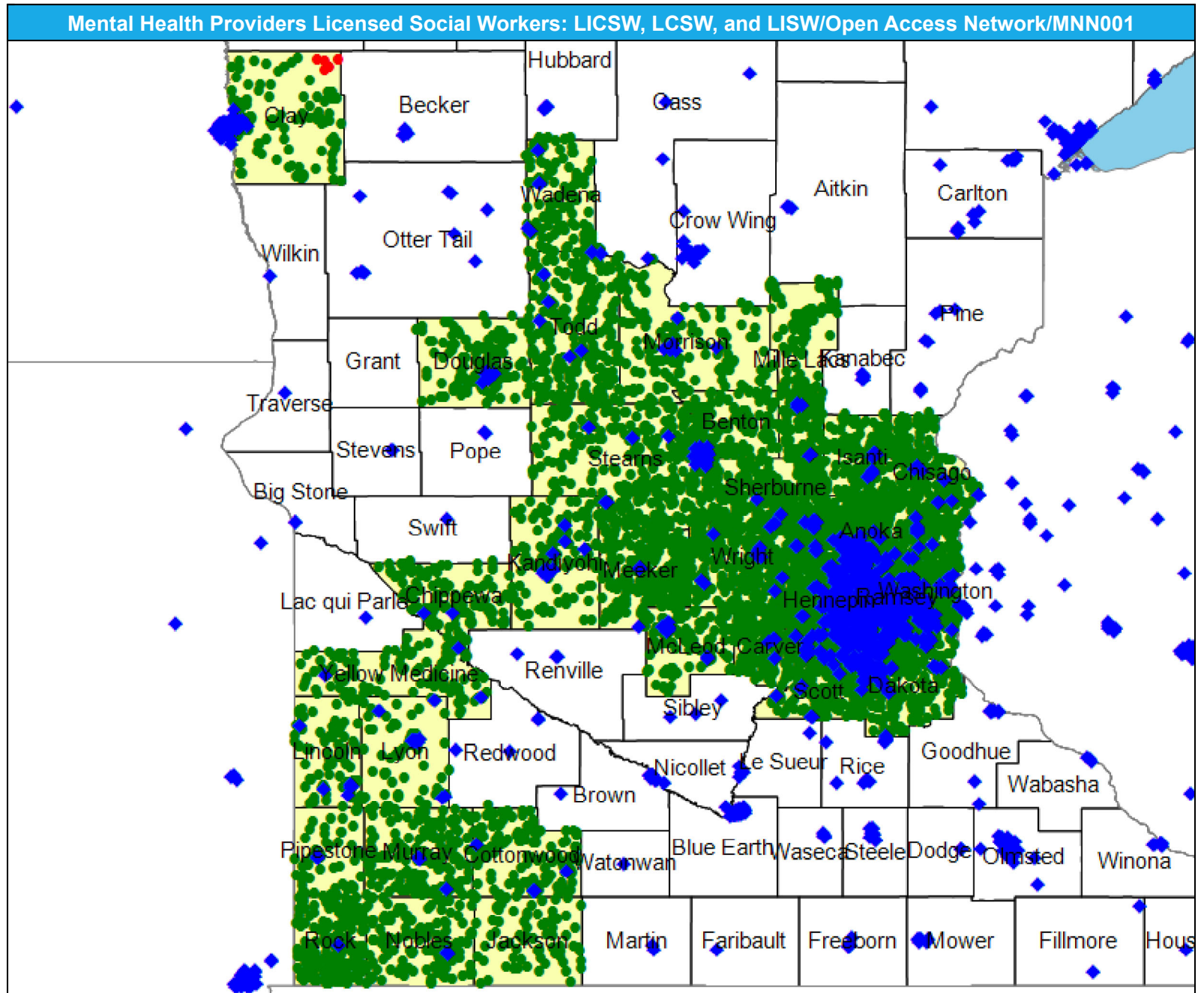
The Access Standard is defined as (National Proxy Census (Open Access)) eligibles accessing:

1 (Licensed Social Workers:  
LICSW, LCSW, and LISW)  
provider in 30 miles or 30  
minutes

**Service Areas**

■ Open Access

21.57 miles





# Access Detail By County SSA

May 14, 2024

Created by...  
HealthPartners

**Access Analysis**

Licensed Social Workers:  
LICSW, LCSW, and LISW

**Eligible / Provider Groups**

National Proxy Census (Open  
Access)

Licensed Social Workers:  
LICSW, LCSW, and LISW

<sup>1</sup> The Access Standard is defined  
as (National Proxy Census  
(Open Access)) eligibles  
accessing:

1 (Licensed Social Workers:  
LICSW, LCSW, and LISW)  
provider in 30 miles or 30  
minutes

Mental Health Providers Licensed Social Workers: LICSW, LCSW, and LISW/Open Access Network/MNN001									
State Name	County	County SSA	Eligible	With Access <sup>1</sup>		Without Access <sup>1</sup>		Average Distance	Average Time
			#	#	%	#	%	1	1
Minnesota	Anoka	24010	1,740	1,740	100.0	0	0.0	2.1	2.5
	Benton	24040	243	243	100.0	0	0.0	6.5	7.0
	Carver	24090	795	795	100.0	0	0.0	3.2	3.6
	Chippewa	24110	266	266	100.0	0	0.0	5.4	5.9
	Chisago	24120	271	271	100.0	0	0.0	4.4	4.8
	Clay	24130	324	319	98.5	5	1.5	6.9	7.5
	Cottonwood	24160	255	255	100.0	0	0.0	4.6	5.0
	Dakota	24180	1,818	1,818	100.0	0	0.0	1.6	1.9
	Douglas	24200	191	191	100.0	0	0.0	6.6	7.1
	Hennepin	24260	5,098	5,098	100.0	0	0.0	1.0	1.4
	Isanti	24290	226	226	100.0	0	0.0	4.9	5.3
	Jackson	24310	107	107	100.0	0	0.0	15.0	16.3
	Kandiyohi	24330	231	231	100.0	0	0.0	3.9	4.2
	Lincoln	24400	118	118	100.0	0	0.0	5.6	6.1
	Lyon	24410	136	136	100.0	0	0.0	3.3	3.6
	McLeod	24420	199	199	100.0	0	0.0	5.0	5.4
	Meeker	24460	512	512	100.0	0	0.0	6.9	7.5
	Mille Lacs	24470	305	305	100.0	0	0.0	10.0	10.8
	Morrison	24480	187	187	100.0	0	0.0	6.8	7.3
	Murray	24500	321	321	100.0	0	0.0	6.2	6.7
	Nobles	24520	268	268	100.0	0	0.0	7.7	8.4
	Pipestone	24580	106	106	100.0	0	0.0	6.2	6.8
	Ramsey	24610	2,586	2,586	100.0	0	0.0	0.7	1.1
	Rock	24660	440	440	100.0	0	0.0	6.2	6.7
	Scott	24690	601	601	100.0	0	0.0	2.1	2.3
	Sherburne	24700	498	498	100.0	0	0.0	4.1	4.4
	Stearns	24720	798	798	100.0	0	0.0	5.5	5.9
	Todd	24760	286	286	100.0	0	0.0	6.7	7.3
	Wadena	24790	167	167	100.0	0	0.0	4.7	5.1
	Washington	24810	1,030	1,030	100.0	0	0.0	1.5	1.7
Wright	24850	743	743	100.0	0	0.0	3.3	3.5	
Yellow Medicine	24860	199	199	100.0	0	0.0	5.9	6.4	
<b>Grand Totals</b>			<b>21,065</b>	<b>21,060</b>	<b>99.9</b>	<b>5</b>	<b>0.1</b>	<b>2.9</b>	<b>3.3</b>

# MH Providers: Other providers designated as licensed mental health providers/Open Access/MNN01

May 14, 2024

Created by...  
**HealthPartners**

### Other providers designated as licensed mental health providers

1,227 providers at 1,109 locations  
◆ All providers

### Other providers designated as licensed mental health providers

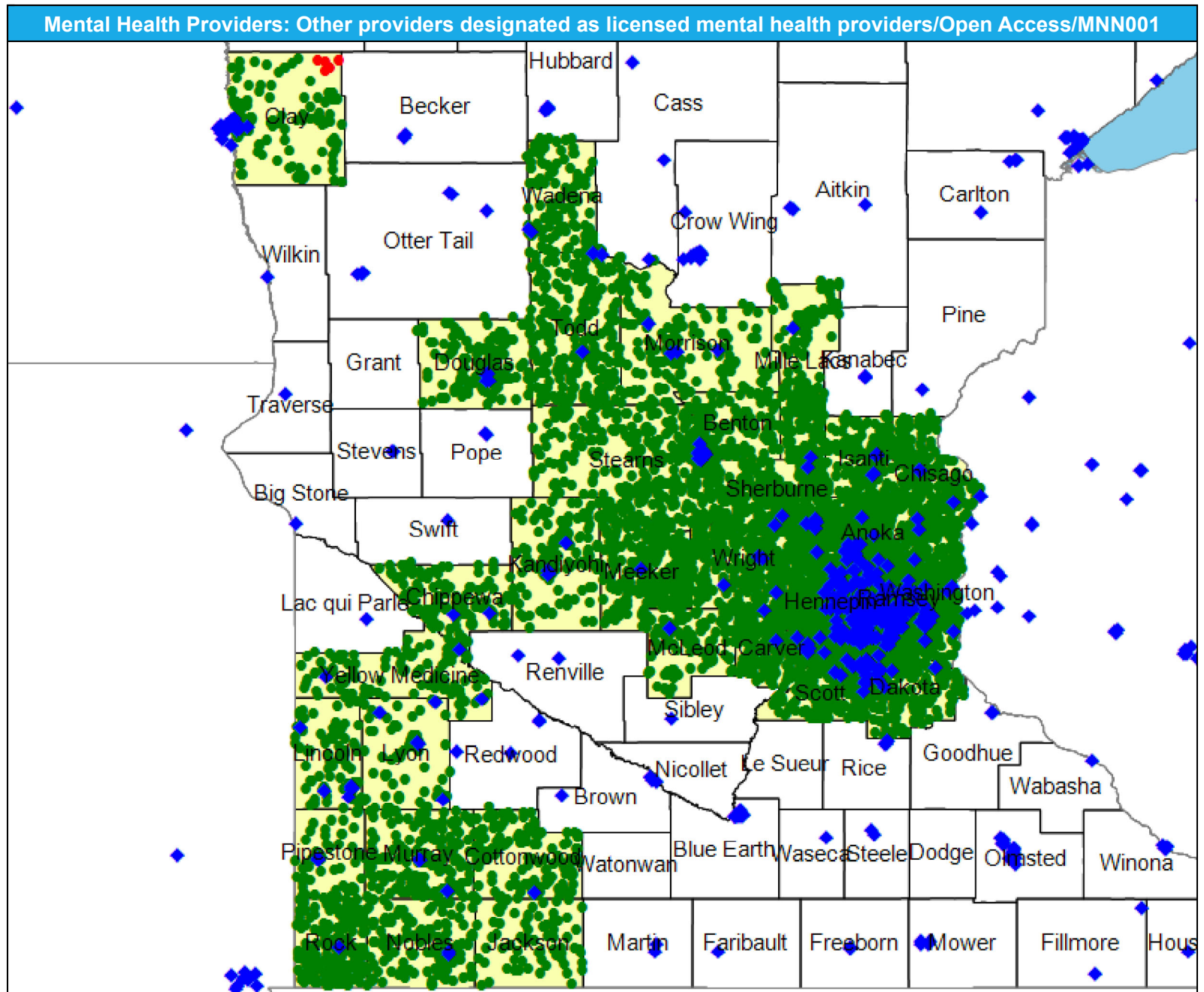
Employee Group  
National Proxy Census (Open Access)  
Provider Group  
Other providers designated as licensed mental health providers

21,065 eligible locations  
● With access (21,060)  
● Without access (5)

The Access Standard is defined as (National Proxy Census (Open Access)) eligibles accessing:  
1 (Other providers designated as licensed mental health providers) provider in 30 miles or 30 minutes

Service Areas  
■ Open Access

21.57 miles



# Access Detail By County SSA

May 14, 2024

Created by...  
HealthPartners

**Access Analysis**

Other providers designated as licensed mental health providers

**Eligible / Provider Groups**

National Proxy Census (Open Access)

Other providers designated as licensed mental health providers

<sup>1</sup> The Access Standard is defined as (National Proxy Census (Open Access)) eligibles accessing:

<sup>1</sup> (Other providers designated as licensed mental health providers) provider in 30 miles or 30 minutes

MH Providers: Other providers designated as licensed mental health providers/Open Access/MNN001									
State Name	County	County SSA	Eligible	With Access <sup>1</sup>		Without Access <sup>1</sup>		Average Distance	Average Time
			#	#	%	#	%	1	1
Minnesota	Anoka	24010	1,740	1,740	100.0	0	0.0	2.8	3.4
	Benton	24040	243	243	100.0	0	0.0	7.9	8.7
	Carver	24090	795	795	100.0	0	0.0	3.9	4.3
	Chippewa	24110	266	266	100.0	0	0.0	8.1	8.8
	Chisago	24120	271	271	100.0	0	0.0	5.3	5.7
	Clay	24130	324	319	98.5	5	1.5	7.9	8.7
	Cottonwood	24160	255	255	100.0	0	0.0	10.3	11.1
	Dakota	24180	1,818	1,818	100.0	0	0.0	2.4	2.9
	Douglas	24200	191	191	100.0	0	0.0	7.4	8.0
	Hennepin	24260	5,098	5,098	100.0	0	0.0	1.6	2.3
	Isanti	24290	226	226	100.0	0	0.0	5.4	5.9
	Jackson	24310	107	107	100.0	0	0.0	15.2	16.5
	Kandiyohi	24330	231	231	100.0	0	0.0	5.5	6.0
	Lincoln	24400	118	118	100.0	0	0.0	5.6	6.1
	Lyon	24410	136	136	100.0	0	0.0	3.7	4.0
	McLeod	24420	199	199	100.0	0	0.0	9.3	10.1
	Meeker	24460	512	512	100.0	0	0.0	8.7	9.5
	Mille Lacs	24470	305	305	100.0	0	0.0	10.7	11.6
	Morrison	24480	187	187	100.0	0	0.0	7.1	7.7
	Murray	24500	321	321	100.0	0	0.0	6.8	7.4
	Nobles	24520	268	268	100.0	0	0.0	7.6	8.3
	Pipestone	24580	106	106	100.0	0	0.0	6.3	6.8
	Ramsey	24610	2,586	2,586	100.0	0	0.0	1.1	1.7
	Rock	24660	440	440	100.0	0	0.0	6.3	6.9
	Scott	24690	601	601	100.0	0	0.0	5.0	5.5
	Sherburne	24700	498	498	100.0	0	0.0	5.0	5.5
	Stearns	24720	798	798	100.0	0	0.0	11.0	12.0
	Todd	24760	286	286	100.0	0	0.0	9.7	10.5
Wadena	24790	167	167	100.0	0	0.0	8.5	9.3	
Washington	24810	1,030	1,030	100.0	0	0.0	2.3	2.7	
Wright	24850	743	743	100.0	0	0.0	5.9	6.4	
Yellow Medicine	24860	199	199	100.0	0	0.0	6.0	6.5	
<b>Grand Totals</b>			<b>21,065</b>	<b>21,060</b>	<b>99.9</b>	<b>5</b>	<b>0.1</b>	<b>4.1</b>	<b>4.7</b>

# Pediatric Services Providers (Primary Care)/Open Access Network/MNN001

May 15, 2024

Created by...  
**HealthPartners**

### Pediatric Services

2,898 providers at 1,473 locations

◆ All providers

### Pediatric Services Providers

Employee Group

National Proxy Census (Open Access)

Provider Group

Pediatric Services

21,065 eligible locations

● With access (21,065)

● Without access (0)

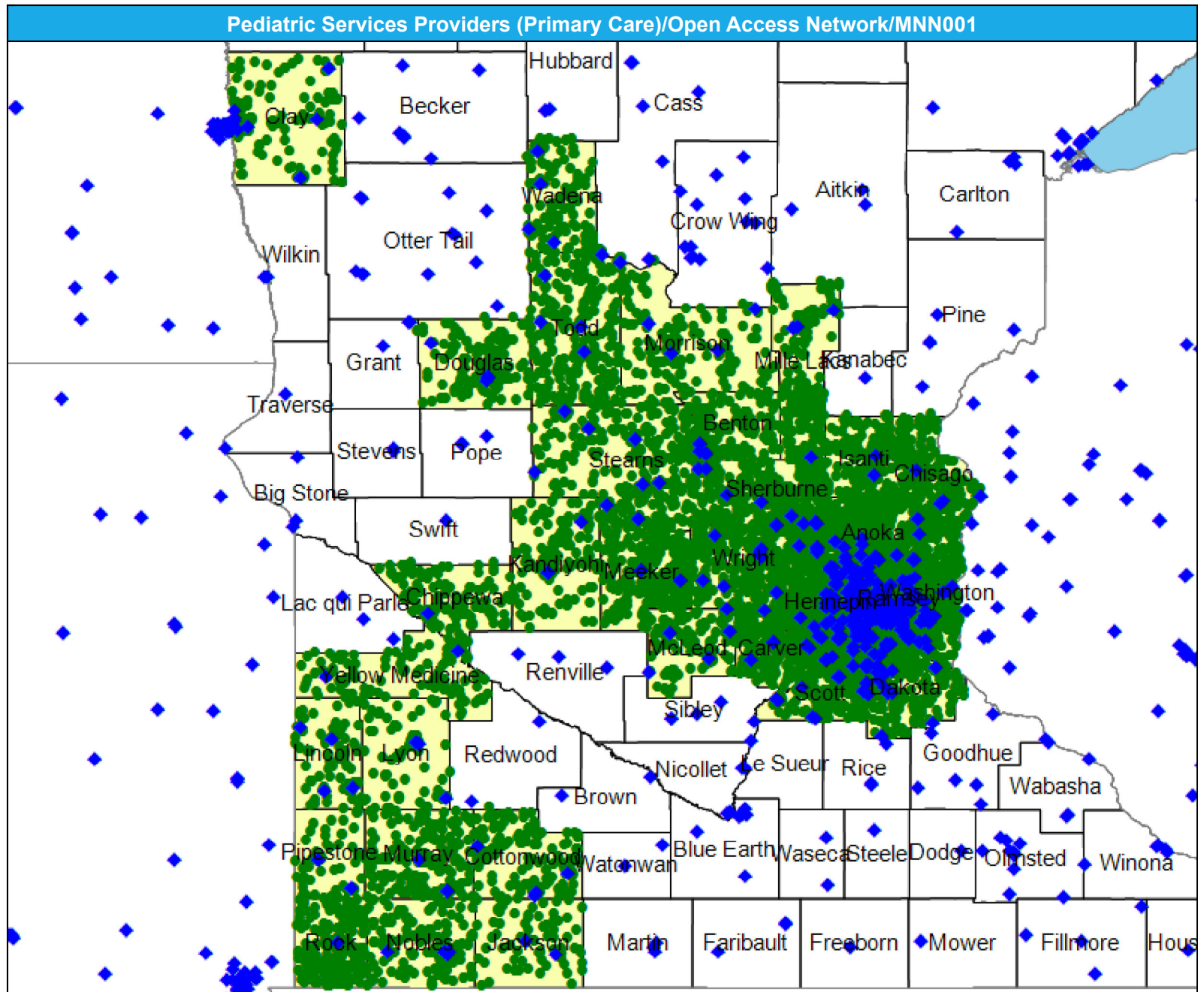
The Access Standard is defined as (National Proxy Census (Open Access)) eligibles accessing:

1 (Pediatric Services) provider in 30 miles or 30 minutes

### Service Areas

■ Open Access

21.57 miles





# Access Detail By County SSA

May 15, 2024

Created by...  
HealthPartners

**Access Analysis**  
Pediatric Services Providers

**Eligible / Provider Groups**  
National Proxy Census (Open Access)  
Pediatric Services

<sup>1</sup> The Access Standard is defined as (National Proxy Census (Open Access)) eligibles accessing:  
<sup>1</sup> (Pediatric Services) provider in 30 miles or 30 minutes

Pediatric Services Providers (Primary Care)/Open Access Network/MNN001										
State Name	County	County SSA	Eligible		With Access <sup>1</sup>		Without Access <sup>1</sup>		Average Distance	Average Time
			#	%	#	%	#	%	1	1
Minnesota	Anoka	24010	1,740	100.0	1,740	100.0	0	0.0	3.1	3.8
	Benton	24040	243	100.0	243	100.0	0	0.0	7.9	8.7
	Carver	24090	795	100.0	795	100.0	0	0.0	2.7	2.9
	Chippewa	24110	266	100.0	266	100.0	0	0.0	6.6	7.2
	Chisago	24120	271	100.0	271	100.0	0	0.0	5.3	5.8
	Clay	24130	324	100.0	324	100.0	0	0.0	3.4	3.7
	Cottonwood	24160	255	100.0	255	100.0	0	0.0	4.6	4.9
	Dakota	24180	1,818	100.0	1,818	100.0	0	0.0	2.0	2.4
	Douglas	24200	191	100.0	191	100.0	0	0.0	5.7	6.2
	Hennepin	24260	5,098	100.0	5,098	100.0	0	0.0	1.3	2.0
	Isanti	24290	226	100.0	226	100.0	0	0.0	5.6	6.1
	Jackson	24310	107	100.0	107	100.0	0	0.0	6.1	6.6
	Kandiyohi	24330	231	100.0	231	100.0	0	0.0	5.6	6.1
	Lincoln	24400	118	100.0	118	100.0	0	0.0	3.8	4.1
	Lyon	24410	136	100.0	136	100.0	0	0.0	5.7	6.2
	McLeod	24420	199	100.0	199	100.0	0	0.0	3.3	3.5
	Meeker	24460	512	100.0	512	100.0	0	0.0	5.2	5.6
	Mille Lacs	24470	305	100.0	305	100.0	0	0.0	8.7	9.5
	Morrison	24480	187	100.0	187	100.0	0	0.0	6.3	6.8
	Murray	24500	321	100.0	321	100.0	0	0.0	6.1	6.6
	Nobles	24520	268	100.0	268	100.0	0	0.0	5.0	5.4
	Pipestone	24580	106	100.0	106	100.0	0	0.0	4.2	4.5
	Ramsey	24610	2,586	100.0	2,586	100.0	0	0.0	1.1	1.7
	Rock	24660	440	100.0	440	100.0	0	0.0	6.1	6.6
	Scott	24690	601	100.0	601	100.0	0	0.0	2.5	2.7
	Sherburne	24700	498	100.0	498	100.0	0	0.0	4.2	4.6
	Stearns	24720	798	100.0	798	100.0	0	0.0	3.8	4.2
	Todd	24760	286	100.0	286	100.0	0	0.0	6.4	7.0
Wadena	24790	167	100.0	167	100.0	0	0.0	4.9	5.3	
Washington	24810	1,030	100.0	1,030	100.0	0	0.0	2.3	2.7	
Wright	24850	743	100.0	743	100.0	0	0.0	3.2	3.5	
Yellow Medicine	24860	199	100.0	199	100.0	0	0.0	7.0	7.6	
<b>Grand Totals</b>			<b>21,065</b>	<b>100.0</b>	<b>21,065</b>	<b>100.0</b>	<b>0</b>	<b>0.0</b>	<b>3.0</b>	<b>3.5</b>

# Allergy, Immunology and Rheumatology/Open Access Network/MNN001

May 14, 2024

Created by...  
**HealthPartners**

### Allergy, Immunology and Rheumatology

405 providers at 361 locations

- ◆ All providers

### Allergy, Immunology and Rheumatology

Employee Group

National Proxy Census (Open Access)

Provider Group

Allergy, Immunology and Rheumatology

21,065 eligible locations

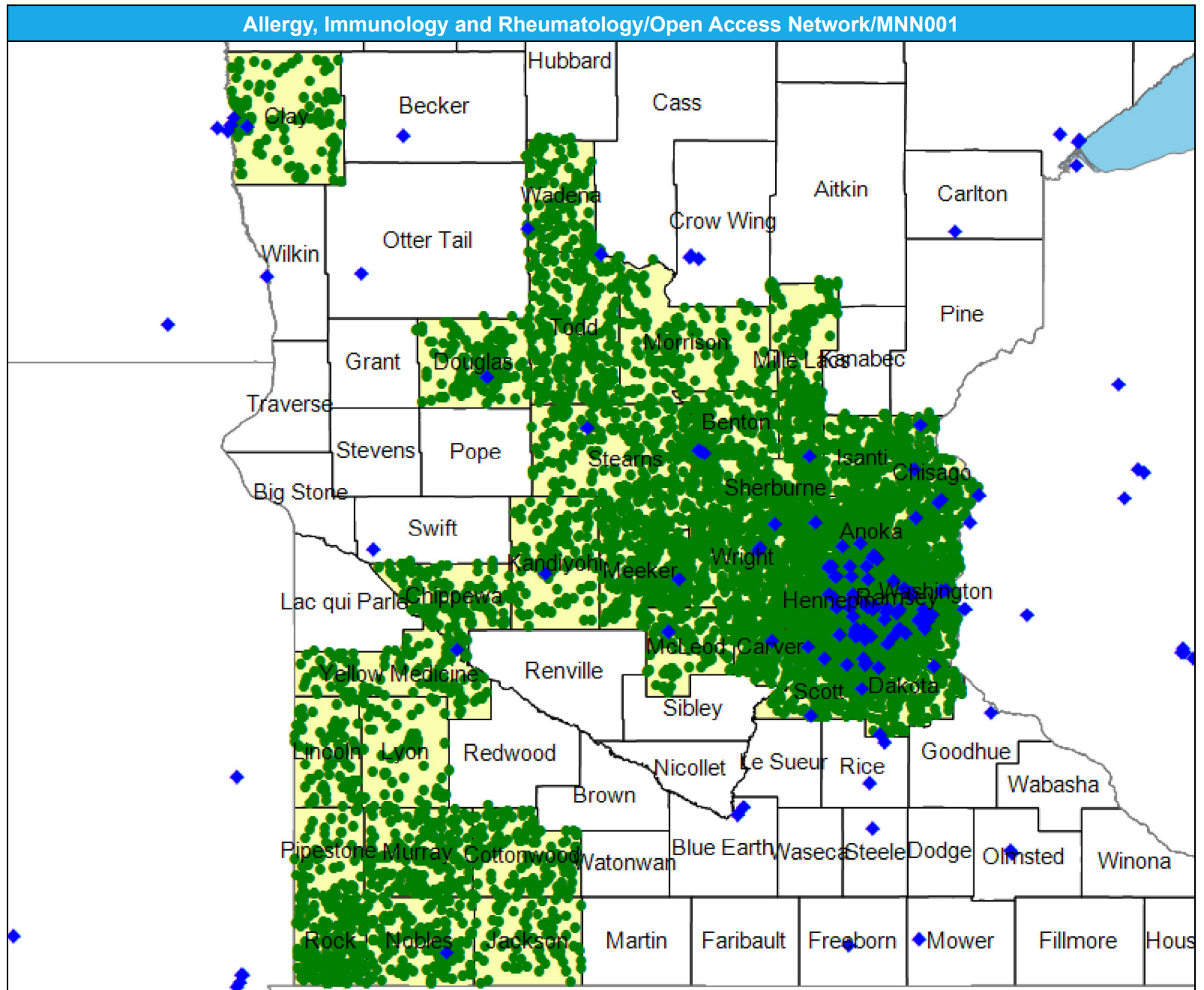
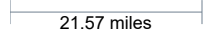
- With access (21,065)
- Without access (0)

The Access Standard is defined as (National Proxy Census (Open Access)) eligibles accessing:

1 (Allergy, Immunology and Rheumatology) provider in 60 miles or 60 minutes

### Service Areas

- Open Access



# Access Detail By County SSA

May 14, 2024

Created by...  
HealthPartners

**Access Analysis**

Allergy, Immunology and Rheumatology

**Eligible / Provider Groups**

National Proxy Census (Open Access)

Allergy, Immunology and Rheumatology

<sup>1</sup> The Access Standard is defined as (National Proxy Census (Open Access)) eligibles accessing:

1 (Allergy, Immunology and Rheumatology) provider in 60 miles or 60 minutes

Allergy, Immunology and Rheumatology/Open Access Network/MNN001										
State Name	County	County SSA	Eligible		With Access <sup>1</sup>		Without Access <sup>1</sup>		Average Distance	Average Time
			#	%	#	%	#	%	1	1
Minnesota	Anoka	24010	1,740	100.0	1,740	100.0	0	0.0	4.2	5.1
	Benton	24040	243	100.0	243	100.0	0	0.0	8.9	10.4
	Carver	24090	795	100.0	795	100.0	0	0.0	5.6	6.2
	Chippewa	24110	266	100.0	266	100.0	0	0.0	15.6	16.9
	Chisago	24120	271	100.0	271	100.0	0	0.0	4.2	4.5
	Clay	24130	324	100.0	324	100.0	0	0.0	8.6	9.5
	Cottonwood	24160	255	100.0	255	100.0	0	0.0	36.3	39.5
	Dakota	24180	1,818	100.0	1,818	100.0	0	0.0	3.4	4.3
	Douglas	24200	191	100.0	191	100.0	0	0.0	8.2	8.9
	Hennepin	24260	5,098	100.0	5,098	100.0	0	0.0	2.9	4.4
	Isanti	24290	226	100.0	226	100.0	0	0.0	12.8	14.0
	Jackson	24310	107	100.0	107	100.0	0	0.0	20.1	21.8
	Kandiyohi	24330	231	100.0	231	100.0	0	0.0	9.0	9.8
	Lincoln	24400	118	100.0	118	100.0	0	0.0	30.3	33.1
	Lyon	24410	136	100.0	136	100.0	0	0.0	35.0	38.1
	McLeod	24420	199	100.0	199	100.0	0	0.0	10.2	11.1
	Meeker	24460	512	100.0	512	100.0	0	0.0	13.1	14.2
	Mille Lacs	24470	305	100.0	305	100.0	0	0.0	19.1	20.8
	Morrison	24480	187	100.0	187	100.0	0	0.0	24.5	27.2
	Murray	24500	321	100.0	321	100.0	0	0.0	29.9	32.6
	Nobles	24520	268	100.0	268	100.0	0	0.0	9.9	10.7
	Pipestone	24580	106	100.0	106	100.0	0	0.0	39.2	42.9
	Ramsey	24610	2,586	100.0	2,586	100.0	0	0.0	2.3	3.7
	Rock	24660	440	100.0	440	100.0	0	0.0	28.8	32.6
	Scott	24690	601	100.0	601	100.0	0	0.0	4.6	5.2
	Sherburne	24700	498	100.0	498	100.0	0	0.0	6.6	7.2
	Stearns	24720	798	100.0	798	100.0	0	0.0	10.0	11.5
	Todd	24760	286	100.0	286	100.0	0	0.0	16.1	17.6
	Wadena	24790	167	100.0	167	100.0	0	0.0	11.5	12.5
	Washington	24810	1,030	100.0	1,030	100.0	0	0.0	3.9	4.6
Wright	24850	743	100.0	743	100.0	0	0.0	8.2	8.9	
Yellow Medicine	24860	199	100.0	199	100.0	0	0.0	19.4	21.2	
<b>Grand Totals</b>			<b>21,065</b>	<b>100.0</b>	<b>21,065</b>	<b>100.0</b>	<b>0</b>	<b>0.0</b>	<b>7.5</b>	<b>8.8</b>

# Anesthesiology Physicians and Certified Registered Nurse Anesthetists/Open Access/MNN001

May 14, 2024

Created by...  
**HealthPartners**

## Anesthesiology Physicians and Certified Registered Nurse Anesthetists

5,838 providers at 583 locations  
◆ All providers

## Anesthesiology Physicians and Certified Registered Nurse Anesthetists

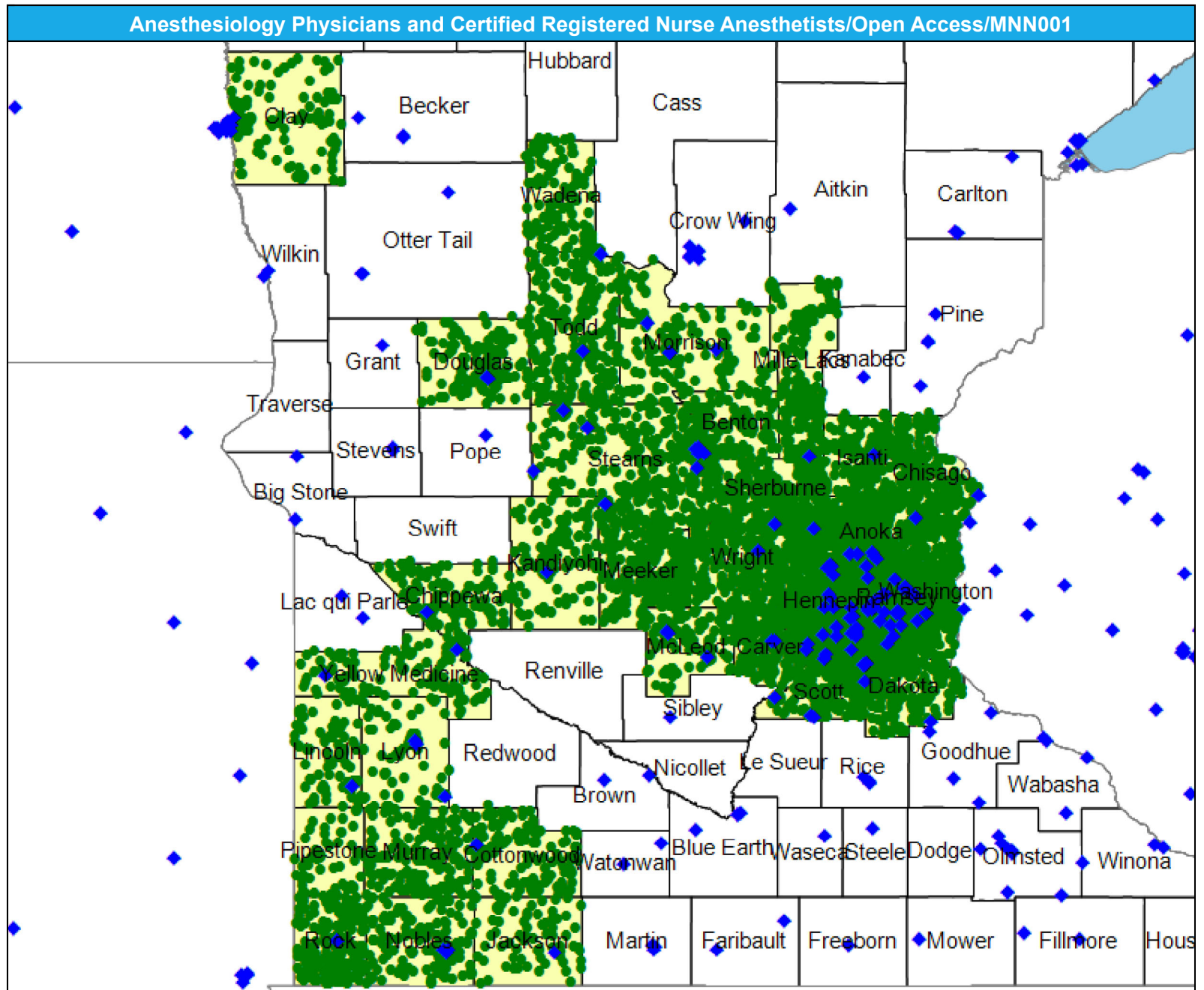
Employee Group  
National Proxy Census (Open Access)  
Provider Group  
Anesthesiology Physicians and Certified Registered Nurse Anesthetists

21,065 eligible locations  
● With access (21,065)  
● Without access (0)

The Access Standard is defined as (National Proxy Census (Open Access)) eligibles accessing:  
1 (Anesthesiology Physicians and Certified Registered Nurse Anesthetists) provider in 60 miles or 60 minutes

Service Areas  
■ Open Access

21.57 miles





# Access Detail By County SSA

May 14, 2024

Created by...  
HealthPartners

**Access Analysis**

Anesthesiology Physicians and Certified Registered Nurse Anesthetists

**Eligible / Provider Groups**

National Proxy Census (Open Access)

Anesthesiology Physicians and Certified Registered Nurse Anesthetists

<sup>1</sup> The Access Standard is defined as (National Proxy Census (Open Access)) eligibles accessing:

1 (Anesthesiology Physicians and Certified Registered Nurse Anesthetists) provider in 60 miles or 60 minutes

Anesthesiology Physicians and Certified Registered Nurse Anesthetists/Open Access/MNN001									
State Name	County	County SSA	Eligible	With Access <sup>1</sup>		Without Access <sup>1</sup>		Average Distance	Average Time
			#	#	%	#	%	1	1
Minnesota	Anoka	24010	1,740	1,740	100.0	0	0.0	4.5	5.7
	Benton	24040	243	243	100.0	0	0.0	8.4	9.3
	Carver	24090	795	795	100.0	0	0.0	4.7	5.2
	Chippewa	24110	266	266	100.0	0	0.0	6.8	7.4
	Chisago	24120	271	271	100.0	0	0.0	9.6	10.4
	Clay	24130	324	324	100.0	0	0.0	7.7	8.7
	Cottonwood	24160	255	255	100.0	0	0.0	15.7	17.1
	Dakota	24180	1,818	1,818	100.0	0	0.0	5.1	6.1
	Douglas	24200	191	191	100.0	0	0.0	7.7	8.3
	Hennepin	24260	5,098	5,098	100.0	0	0.0	3.0	4.6
	Isanti	24290	226	226	100.0	0	0.0	7.4	8.1
	Jackson	24310	107	107	100.0	0	0.0	10.1	11.0
	Kandiyohi	24330	231	231	100.0	0	0.0	7.4	8.0
	Lincoln	24400	118	118	100.0	0	0.0	11.8	12.9
	Lyon	24410	136	136	100.0	0	0.0	5.8	6.2
	McLeod	24420	199	199	100.0	0	0.0	5.8	6.3
	Meeker	24460	512	512	100.0	0	0.0	18.1	19.7
	Mille Lacs	24470	305	305	100.0	0	0.0	15.6	17.0
	Morrison	24480	187	187	100.0	0	0.0	7.4	8.1
	Murray	24500	321	321	100.0	0	0.0	17.4	18.9
	Nobles	24520	268	268	100.0	0	0.0	8.2	8.9
	Pipestone	24580	106	106	100.0	0	0.0	21.4	23.3
	Ramsey	24610	2,586	2,586	100.0	0	0.0	2.2	3.6
	Rock	24660	440	440	100.0	0	0.0	7.1	7.7
	Scott	24690	601	601	100.0	0	0.0	4.7	5.2
	Sherburne	24700	498	498	100.0	0	0.0	6.8	7.4
	Stearns	24720	798	798	100.0	0	0.0	6.3	6.9
	Todd	24760	286	286	100.0	0	0.0	9.6	10.4
	Wadena	24790	167	167	100.0	0	0.0	22.2	24.2
	Washington	24810	1,030	1,030	100.0	0	0.0	6.1	7.4
Wright	24850	743	743	100.0	0	0.0	8.7	9.5	
Yellow Medicine	24860	199	199	100.0	0	0.0	8.0	8.7	
<b>Grand Totals</b>			<b>21,065</b>	<b>21,065</b>	<b>100.0</b>	<b>0</b>	<b>0.0</b>	<b>5.9</b>	<b>7.1</b>

# Cardiac Surgery/Open Access Network/MNN001

May 14, 2024

Created by...  
**HealthPartners**

### Cardiac Surgery

255 providers at 153 locations

◆ All providers

### Cardiac Surgery

Employee Group

National Proxy Census (Open Access)

Provider Group

Cardiac Surgery

21,065 eligible locations

● With access (19,543)

● Without access (1,522)

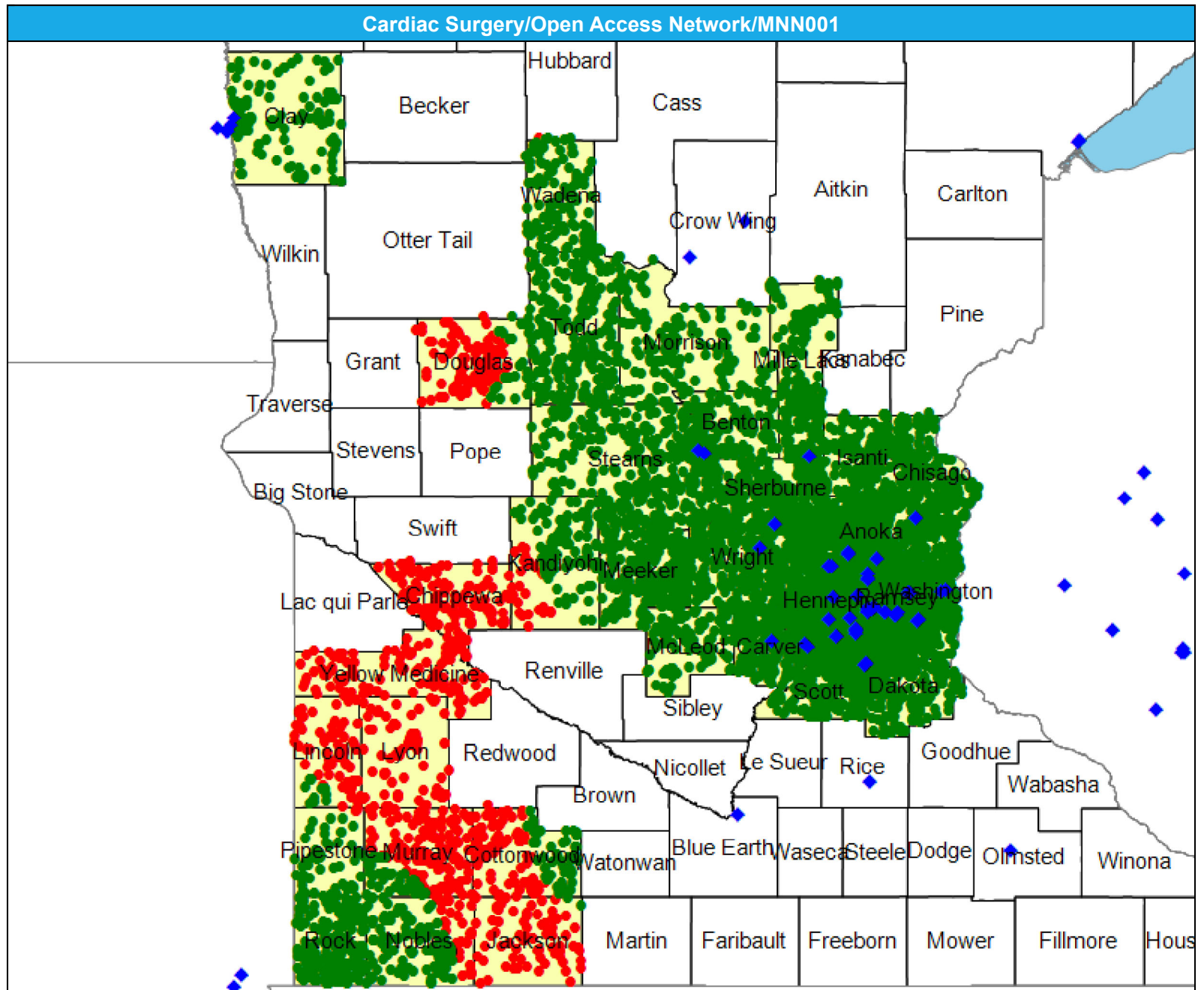
The Access Standard is defined as (National Proxy Census (Open Access)) eligibles accessing:

1 (Cardiac Surgery) provider in 60 miles or 60 minutes

### Service Areas

■ Open Access

21.57 miles



# Access Detail By County SSA

May 14, 2024

Created by...  
HealthPartners

**Access Analysis**

Cardiac Surgery

**Eligible / Provider Groups**

National Proxy Census (Open Access)

Cardiac Surgery

<sup>1</sup> The Access Standard is defined as (National Proxy Census (Open Access)) eligibles accessing:

1 (Cardiac Surgery) provider in 60 miles or 60 minutes

Cardiac Surgery/Open Access Network/MNN001									
State Name	County	County SSA	Eligible	With Access <sup>1</sup>		Without Access <sup>1</sup>		Average Distance	Average Time
			#	#	%	#	%	1	1
Minnesota	Anoka	24010	1,740	1,740	100.0	0	0.0	5.4	6.9
	Benton	24040	243	243	100.0	0	0.0	8.9	10.4
	Carver	24090	795	795	100.0	0	0.0	5.4	5.9
	Chippewa	24110	266	0	0.0	266	100.0	87.3	98.6
	Chisago	24120	271	271	100.0	0	0.0	14.9	16.2
	Clay	24130	324	324	100.0	0	0.0	10.0	11.5
	Cottonwood	24160	255	78	30.6	177	69.4	62.8	68.5
	Dakota	24180	1,818	1,818	100.0	0	0.0	7.8	10.0
	Douglas	24200	191	28	14.7	163	85.3	64.5	74.4
	Hennepin	24260	5,098	5,098	100.0	0	0.0	3.4	5.2
	Isanti	24290	226	226	100.0	0	0.0	17.5	19.1
	Jackson	24310	107	2	1.9	105	98.1	71.6	79.0
	Kandiyohi	24330	231	179	77.5	52	22.5	56.1	62.4
	Lincoln	24400	118	16	13.6	102	86.4	68.3	81.9
	Lyon	24410	136	0	0.0	136	100.0	84.2	98.1
	McLeod	24420	199	199	100.0	0	0.0	25.4	27.7
	Meeker	24460	512	512	100.0	0	0.0	33.0	36.3
	Mille Lacs	24470	305	305	100.0	0	0.0	18.9	20.6
	Morrison	24480	187	187	100.0	0	0.0	26.4	29.5
	Murray	24500	321	51	15.9	270	84.1	66.3	79.1
	Nobles	24520	268	222	82.8	46	17.2	54.8	65.7
	Pipestone	24580	106	101	95.3	5	4.7	47.4	56.8
	Ramsey	24610	2,586	2,586	100.0	0	0.0	2.9	4.8
	Rock	24660	440	440	100.0	0	0.0	31.0	37.2
	Scott	24690	601	601	100.0	0	0.0	9.7	11.3
	Sherburne	24700	498	498	100.0	0	0.0	9.0	9.9
	Stearns	24720	798	798	100.0	0	0.0	15.9	19.0
	Todd	24760	286	286	100.0	0	0.0	40.7	45.6
Wadena	24790	167	166	99.4	1	0.6	44.6	48.6	
Washington	24810	1,030	1,030	100.0	0	0.0	5.5	6.6	
Wright	24850	743	743	100.0	0	0.0	10.1	11.1	
Yellow Medicine	24860	199	0	0.0	199	100.0	90.1	102.0	
<b>Grand Totals</b>			<b>21,065</b>	<b>19,543</b>	<b>92.8</b>	<b>1,522</b>	<b>7.2</b>	<b>15.1</b>	<b>17.9</b>

# Cardiovascular Disease/Open Access Network/MNN001

May 14, 2024

Created by...  
**HealthPartners**

### Cardiovascular Disease

1,306 providers at 712 locations

◆ All providers

### Cardiovascular Disease

Employee Group

National Proxy Census (Open Access)

Provider Group

Cardiovascular Disease

21,065 eligible locations

● With access (21,065)

● Without access (0)

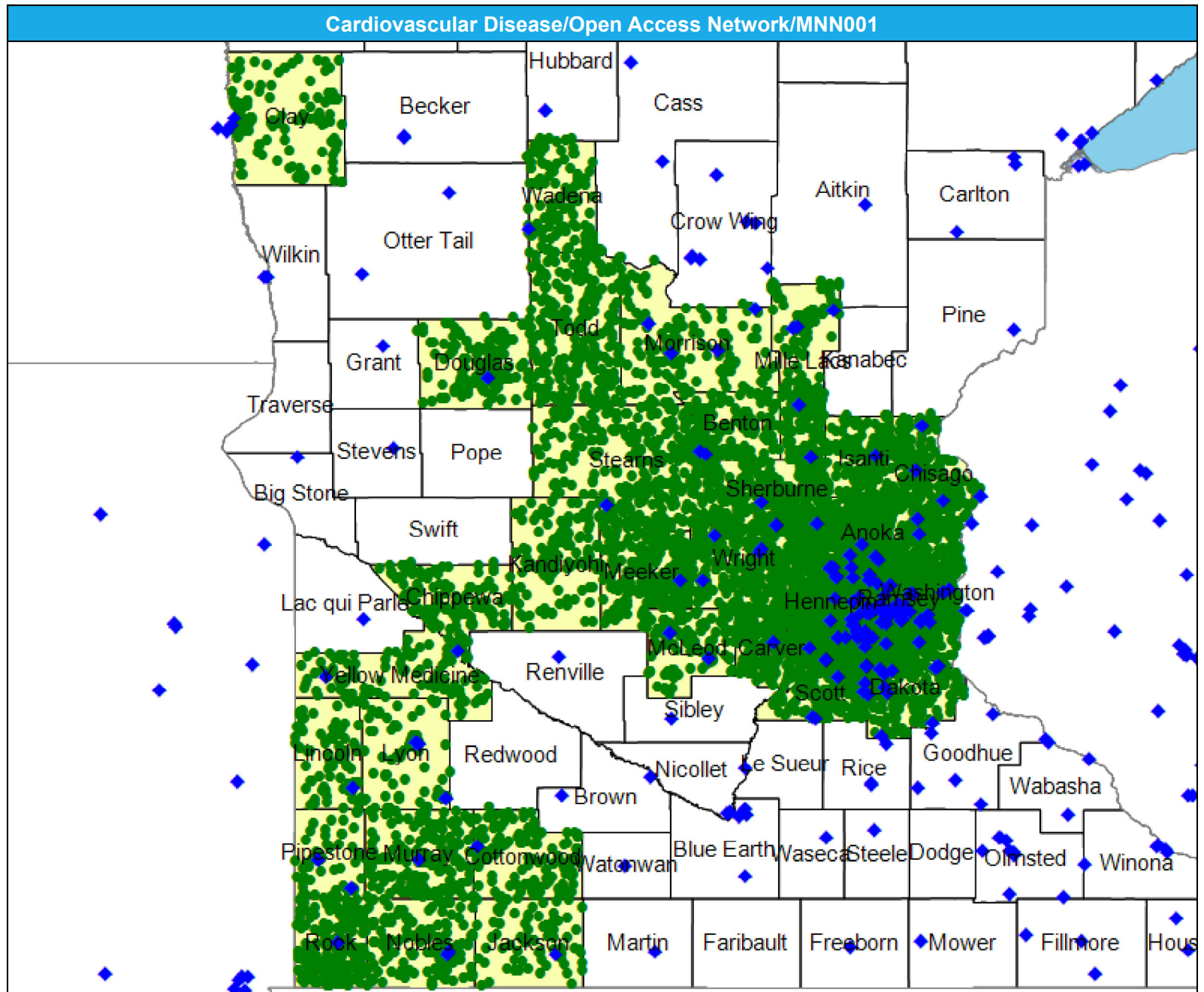
The Access Standard is defined as (National Proxy Census (Open Access)) eligibles accessing:

1 (Cardiovascular Disease) provider in 60 miles or 60 minutes

### Service Areas

■ Open Access

21.57 miles





# Access Detail By County SSA

May 14, 2024

Created by...  
HealthPartners

**Access Analysis**

Cardiovascular Disease

**Eligible / Provider Groups**

National Proxy Census (Open Access)

Cardiovascular Disease

<sup>1</sup> The Access Standard is defined as (National Proxy Census (Open Access)) eligibles accessing:

<sup>1</sup> (Cardiovascular Disease) provider in 60 miles or 60 minutes

Cardiovascular Disease/Open Access Network/MNN001									
State Name	County	County SSA	Eligible	With Access <sup>1</sup>		Without Access <sup>1</sup>		Average Distance	Average Time
			#	#	%	#	%	1	1
Minnesota	Anoka	24010	1,740	1,740	100.0	0	0.0	4.4	5.3
	Benton	24040	243	243	100.0	0	0.0	7.6	8.7
	Carver	24090	795	795	100.0	0	0.0	5.4	6.0
	Chippewa	24110	266	266	100.0	0	0.0	16.4	17.9
	Chisago	24120	271	271	100.0	0	0.0	4.1	4.5
	Clay	24130	324	324	100.0	0	0.0	9.3	10.6
	Cottonwood	24160	255	255	100.0	0	0.0	15.4	16.7
	Dakota	24180	1,818	1,818	100.0	0	0.0	2.8	3.6
	Douglas	24200	191	191	100.0	0	0.0	7.7	8.4
	Hennepin	24260	5,098	5,098	100.0	0	0.0	2.7	4.0
	Isanti	24290	226	226	100.0	0	0.0	6.8	7.4
	Jackson	24310	107	107	100.0	0	0.0	10.0	10.9
	Kandiyohi	24330	231	231	100.0	0	0.0	21.8	23.7
	Lincoln	24400	118	118	100.0	0	0.0	11.9	12.9
	Lyon	24410	136	136	100.0	0	0.0	5.8	6.3
	McLeod	24420	199	199	100.0	0	0.0	5.7	6.2
	Meeker	24460	512	512	100.0	0	0.0	11.3	12.3
	Mille Lacs	24470	305	305	100.0	0	0.0	4.4	4.8
	Morrison	24480	187	187	100.0	0	0.0	7.3	8.0
	Murray	24500	321	321	100.0	0	0.0	8.5	9.2
	Nobles	24520	268	268	100.0	0	0.0	7.8	8.5
	Pipestone	24580	106	106	100.0	0	0.0	4.2	4.5
	Ramsey	24610	2,586	2,586	100.0	0	0.0	1.6	2.5
	Rock	24660	440	440	100.0	0	0.0	6.3	6.8
	Scott	24690	601	601	100.0	0	0.0	4.5	5.1
	Sherburne	24700	498	498	100.0	0	0.0	5.2	5.7
	Stearns	24720	798	798	100.0	0	0.0	10.4	11.8
	Todd	24760	286	286	100.0	0	0.0	21.1	23.0
	Wadena	24790	167	167	100.0	0	0.0	10.7	11.6
	Washington	24810	1,030	1,030	100.0	0	0.0	3.3	3.9
Wright	24850	743	743	100.0	0	0.0	6.1	6.7	
Yellow Medicine	24860	199	199	100.0	0	0.0	8.1	8.8	
<b>Grand Totals</b>			<b>21,065</b>	<b>21,065</b>	<b>100.0</b>	<b>0</b>	<b>0.0</b>	<b>5.2</b>	<b>6.1</b>

# Chiropractic Services/Open Access Network/MNN001

May 14, 2024

Created by...  
**HealthPartners**

### Chiropractic Services

3,259 providers at 2,394 locations

◆ All providers

### Chiropractic Services

Employee Group

National Proxy Census (Open Access)

Provider Group

Chiropractic Services

21,065 eligible locations

● With access (21,065)

● Without access (0)

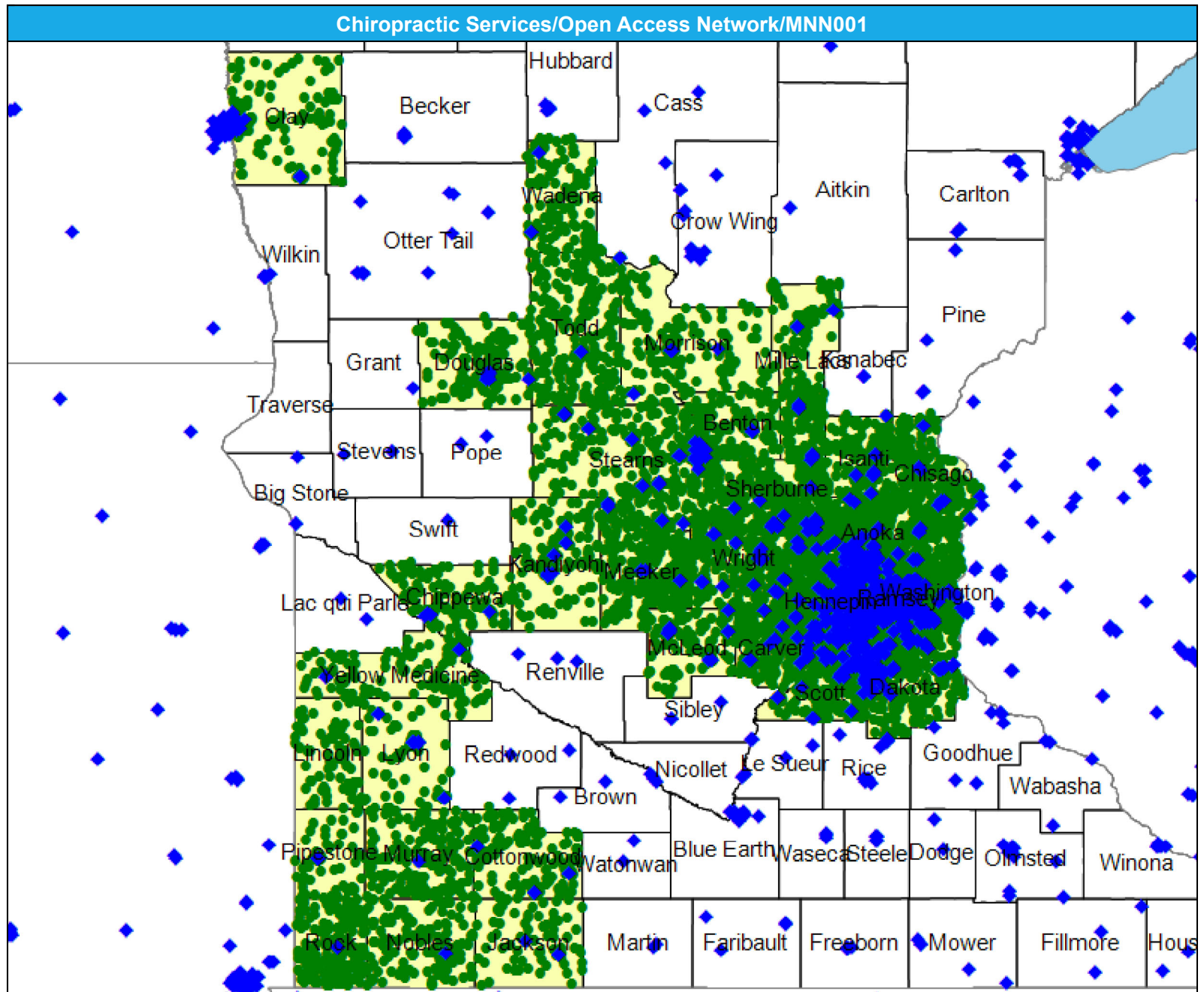
The Access Standard is defined as (National Proxy Census (Open Access)) eligibles accessing:

1 (Chiropractic Services) provider in 60 miles or 60 minutes

### Service Areas

■ Open Access

21.57 miles



# Access Detail By County SSA

May 14, 2024

Created by...  
HealthPartners

**Access Analysis**

Chiropractic Services

**Eligible / Provider Groups**

National Proxy Census (Open Access)

Chiropractic Services

<sup>1</sup> The Access Standard is defined as (National Proxy Census (Open Access)) eligibles accessing:

1 (Chiropractic Services) provider in 60 miles or 60 minutes

Chiropractic Services/Open Access Network/MNN001									
State Name	County	County SSA	Eligible	With Access <sup>1</sup>		Without Access <sup>1</sup>		Average Distance	Average Time
			#	#	%	#	%	1	1
Minnesota	Anoka	24010	1,740	1,740	100.0	0	0.0	1.9	2.3
	Benton	24040	243	243	100.0	0	0.0	4.5	4.9
	Carver	24090	795	795	100.0	0	0.0	2.0	2.2
	Chippewa	24110	266	266	100.0	0	0.0	4.6	5.0
	Chisago	24120	271	271	100.0	0	0.0	3.9	4.2
	Clay	24130	324	324	100.0	0	0.0	5.2	5.7
	Cottonwood	24160	255	255	100.0	0	0.0	4.2	4.6
	Dakota	24180	1,818	1,818	100.0	0	0.0	1.5	1.8
	Douglas	24200	191	191	100.0	0	0.0	6.0	6.5
	Hennepin	24260	5,098	5,098	100.0	0	0.0	1.0	1.5
	Isanti	24290	226	226	100.0	0	0.0	3.9	4.2
	Jackson	24310	107	107	100.0	0	0.0	5.9	6.4
	Kandiyohi	24330	231	231	100.0	0	0.0	4.5	4.9
	Lincoln	24400	118	118	100.0	0	0.0	19.5	21.2
	Lyon	24410	136	136	100.0	0	0.0	4.7	5.1
	McLeod	24420	199	199	100.0	0	0.0	3.5	3.8
	Meeker	24460	512	512	100.0	0	0.0	4.9	5.3
	Mille Lacs	24470	305	305	100.0	0	0.0	4.6	4.9
	Morrison	24480	187	187	100.0	0	0.0	6.9	7.5
	Murray	24500	321	321	100.0	0	0.0	8.8	9.6
	Nobles	24520	268	268	100.0	0	0.0	8.1	8.8
	Pipestone	24580	106	106	100.0	0	0.0	7.3	8.0
	Ramsey	24610	2,586	2,586	100.0	0	0.0	0.8	1.3
	Rock	24660	440	440	100.0	0	0.0	5.7	6.2
	Scott	24690	601	601	100.0	0	0.0	1.8	1.9
	Sherburne	24700	498	498	100.0	0	0.0	3.1	3.4
	Stearns	24720	798	798	100.0	0	0.0	3.4	3.7
	Todd	24760	286	286	100.0	0	0.0	9.3	10.1
Wadena	24790	167	167	100.0	0	0.0	6.9	7.5	
Washington	24810	1,030	1,030	100.0	0	0.0	1.9	2.2	
Wright	24850	743	743	100.0	0	0.0	2.2	2.4	
Yellow Medicine	24860	199	199	100.0	0	0.0	7.7	8.4	
<b>Grand Totals</b>			<b>21,065</b>	<b>21,065</b>	<b>100.0</b>	<b>0</b>	<b>0.0</b>	<b>2.7</b>	<b>3.1</b>

# Colon and Rectal Surgery/Open Access Network/MNN001

May 14, 2024

Created by...  
**HealthPartners**

### Colon and Rectal Surgery

87 providers at 71 locations

◆ All providers

### Colon and Rectal Surgery

Employee Group

National Proxy Census (Open Access)

Provider Group

Colon and Rectal Surgery

21,065 eligible locations

● With access (19,229)

● Without access (1,836)

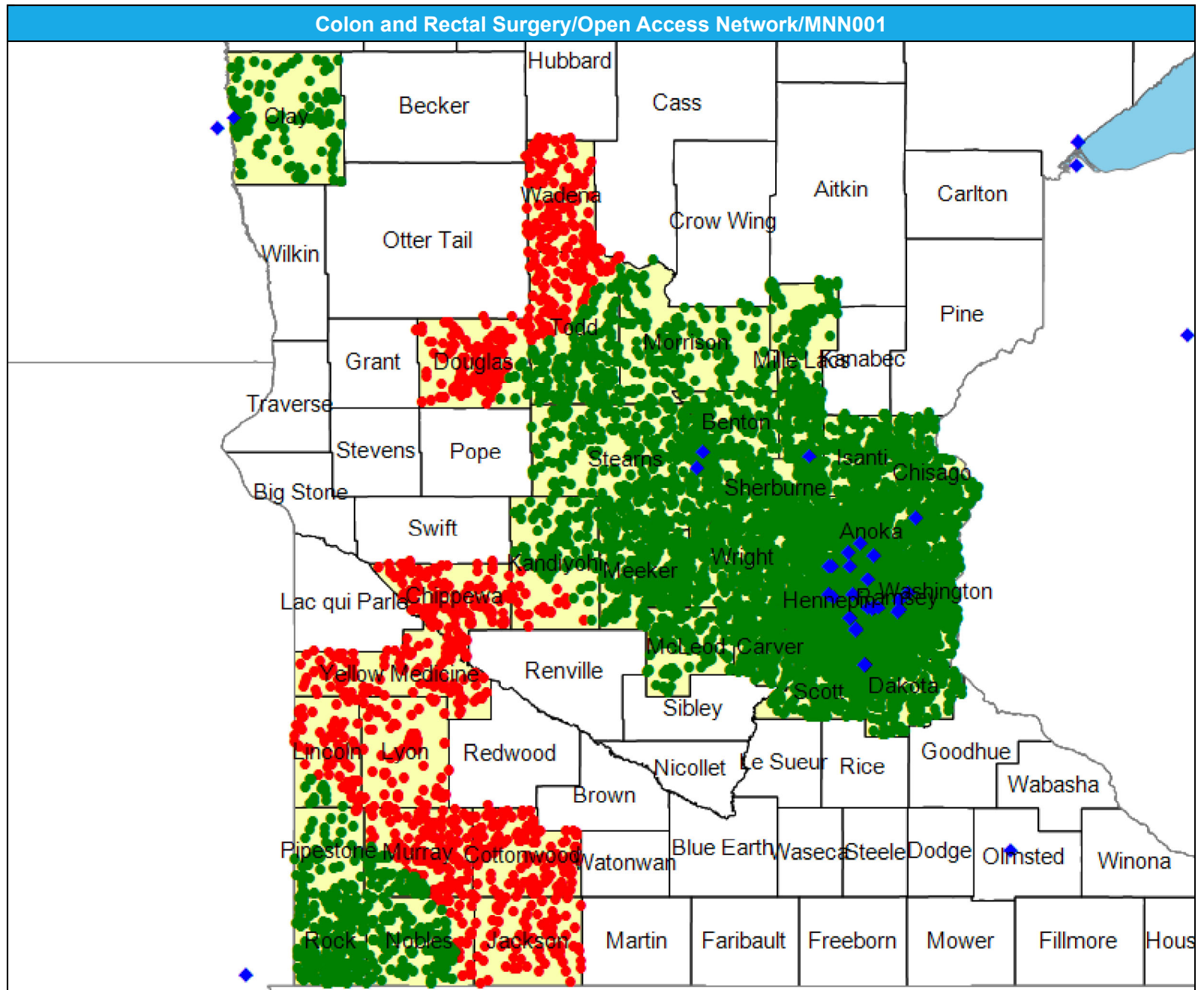
The Access Standard is defined as (National Proxy Census (Open Access)) eligibles accessing:

1 (Colon and Rectal Surgery) provider in 60 miles or 60 minutes

### Service Areas

■ Open Access

21.57 miles





# Access Detail By County SSA

May 14, 2024

Created by...  
HealthPartners

**Access Analysis**

Colon and Rectal Surgery

**Eligible / Provider Groups**

National Proxy Census (Open Access)

Colon and Rectal Surgery

<sup>1</sup> The Access Standard is defined as (National Proxy Census (Open Access)) eligibles accessing:

1 (Colon and Rectal Surgery) provider in 60 miles or 60 minutes

Colon and Rectal Surgery/Open Access Network/MNN001									
State Name	County	County SSA	Eligible	With Access <sup>1</sup>		Without Access <sup>1</sup>		Average Distance	Average Time
			#	#	%	#	%	1	1
Minnesota	Anoka	24010	1,740	1,740	100.0	0	0.0	4.9	6.2
	Benton	24040	243	243	100.0	0	0.0	9.2	10.7
	Carver	24090	795	795	100.0	0	0.0	20.4	26.2
	Chippewa	24110	266	0	0.0	266	100.0	84.9	92.6
	Chisago	24120	271	271	100.0	0	0.0	14.9	16.2
	Clay	24130	324	324	100.0	0	0.0	10.7	11.7
	Cottonwood	24160	255	0	0.0	255	100.0	87.2	104.5
	Dakota	24180	1,818	1,818	100.0	0	0.0	8.6	11.4
	Douglas	24200	191	14	7.3	177	92.7	67.3	75.0
	Hennepin	24260	5,098	5,098	100.0	0	0.0	4.2	6.6
	Isanti	24290	226	226	100.0	0	0.0	17.3	18.8
	Jackson	24310	107	0	0.0	107	100.0	82.9	99.5
	Kandiyohi	24330	231	208	90.0	23	10.0	54.1	59.0
	Lincoln	24400	118	19	16.1	99	83.9	67.6	81.1
	Lyon	24410	136	0	0.0	136	100.0	83.8	100.4
	McLeod	24420	199	199	100.0	0	0.0	43.1	49.5
	Meeker	24460	512	512	100.0	0	0.0	35.3	38.4
	Mille Lacs	24470	305	305	100.0	0	0.0	21.0	22.9
	Morrison	24480	187	184	98.4	3	1.6	35.2	41.3
	Murray	24500	321	69	21.5	252	78.5	65.6	78.7
	Nobles	24520	268	235	87.7	33	12.3	53.5	64.2
	Pipestone	24580	106	102	96.2	4	3.8	46.3	55.5
	Ramsey	24610	2,586	2,586	100.0	0	0.0	3.3	5.5
	Rock	24660	440	440	100.0	0	0.0	29.9	35.8
	Scott	24690	601	601	100.0	0	0.0	13.3	16.1
	Sherburne	24700	498	498	100.0	0	0.0	14.1	15.7
	Stearns	24720	798	798	100.0	0	0.0	15.1	17.1
	Todd	24760	286	171	59.8	115	40.2	56.8	64.5
	Wadena	24790	167	0	0.0	167	100.0	81.5	90.4
	Washington	24810	1,030	1,030	100.0	0	0.0	10.8	14.6
Wright	24850	743	743	100.0	0	0.0	20.3	23.5	
Yellow Medicine	24860	199	0	0.0	199	100.0	91.9	104.0	
<b>Grand Totals</b>			<b>21,065</b>	<b>19,229</b>	<b>91.3</b>	<b>1,836</b>	<b>8.7</b>	<b>17.9</b>	<b>21.6</b>

# Dental Providers – Pediatric/Open Access Network/MNN001

May 14, 2024

Created by...  
**HealthPartners**

### Dental Providers Pediatric

2,516 providers at 1,562 locations

◆ All providers

### Dental Providers - Pediatric

Employee Group

National Proxy Census (Open Access)

Provider Group

Dental Providers Pediatric

21,065 eligible locations

● With access (21,065)

● Without access (0)

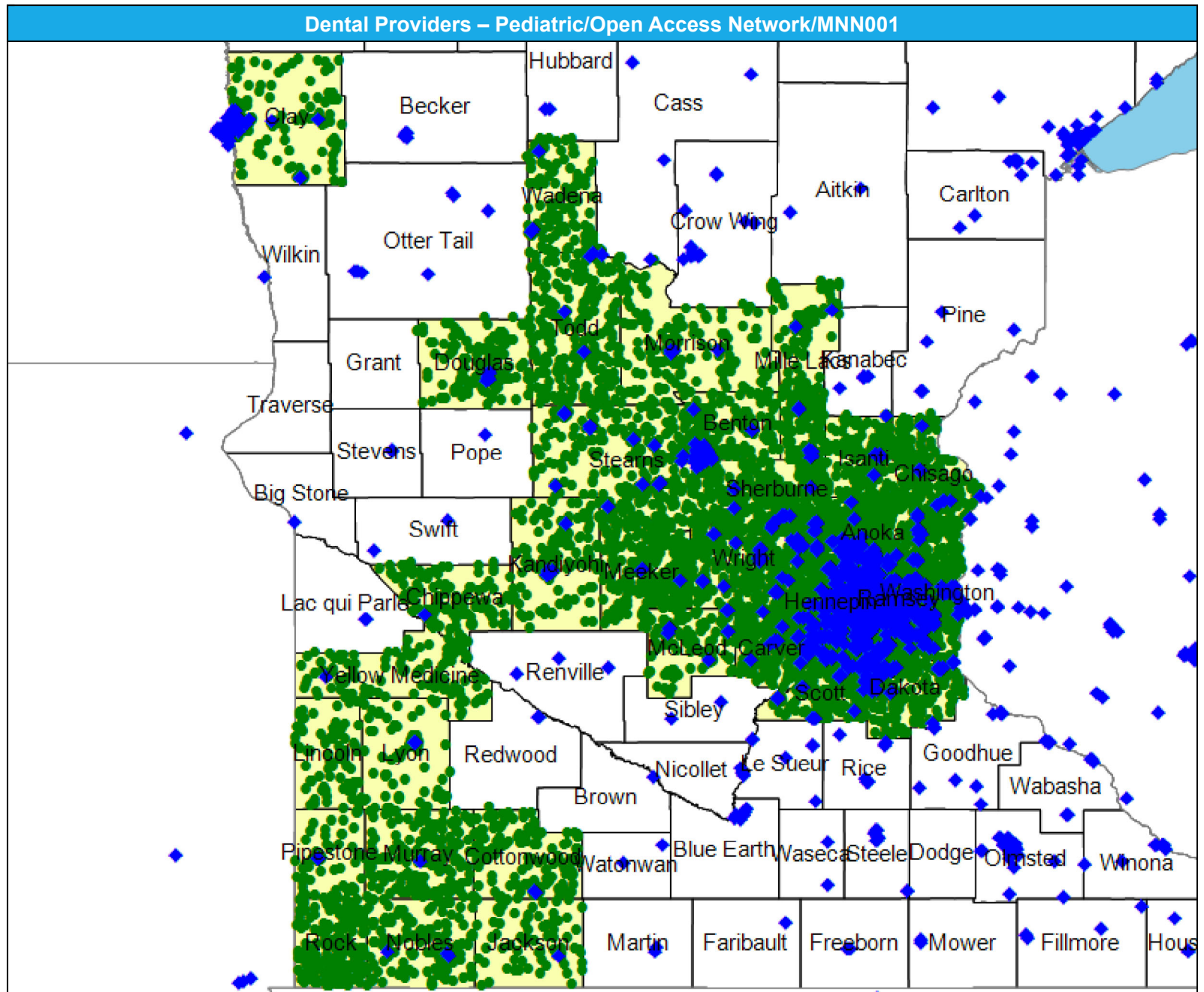
The Access Standard is defined as (National Proxy Census (Open Access)) eligibles accessing:

1 (Dental Providers Pediatric) provider in 60 miles or 60 minutes

### Service Areas

■ Open Access

21.57 miles



# Access Detail By County SSA

May 14, 2024

Created by...  
HealthPartners

**Access Analysis**  
Dental Providers - Pediatric

**Eligible / Provider Groups**  
National Proxy Census (Open Access)  
Dental Providers Pediatric

<sup>1</sup> The Access Standard is defined as (National Proxy Census (Open Access)) eligibles accessing:  
1 (Dental Providers Pediatric) provider in 60 miles or 60 minutes

Dental Providers – Pediatric/Open Access Network/MNN001										
State Name	County	County SSA	Eligible		With Access <sup>1</sup>		Without Access <sup>1</sup>		Average Distance	Average Time
			#	%	#	%	#	%	1	1
Minnesota	Anoka	24010	1,740	100.0	1,740	100.0	0	0.0	1.9	2.2
	Benton	24040	243	100.0	243	100.0	0	0.0	3.5	3.7
	Carver	24090	795	100.0	795	100.0	0	0.0	1.8	2.0
	Chippewa	24110	266	100.0	266	100.0	0	0.0	8.1	8.8
	Chisago	24120	271	100.0	271	100.0	0	0.0	3.5	3.7
	Clay	24130	324	100.0	324	100.0	0	0.0	2.8	3.1
	Cottonwood	24160	255	100.0	255	100.0	0	0.0	11.1	12.1
	Dakota	24180	1,818	100.0	1,818	100.0	0	0.0	1.4	1.7
	Douglas	24200	191	100.0	191	100.0	0	0.0	6.8	7.4
	Hennepin	24260	5,098	100.0	5,098	100.0	0	0.0	0.9	1.3
	Isanti	24290	226	100.0	226	100.0	0	0.0	4.2	4.6
	Jackson	24310	107	100.0	107	100.0	0	0.0	8.6	9.4
	Kandiyohi	24330	231	100.0	231	100.0	0	0.0	5.1	5.5
	Lincoln	24400	118	100.0	118	100.0	0	0.0	20.4	22.2
	Lyon	24410	136	100.0	136	100.0	0	0.0	9.2	10.0
	McLeod	24420	199	100.0	199	100.0	0	0.0	3.5	3.7
	Meeker	24460	512	100.0	512	100.0	0	0.0	5.9	6.4
	Mille Lacs	24470	305	100.0	305	100.0	0	0.0	4.5	4.9
	Morrison	24480	187	100.0	187	100.0	0	0.0	7.4	8.0
	Murray	24500	321	100.0	321	100.0	0	0.0	10.0	10.9
	Nobles	24520	268	100.0	268	100.0	0	0.0	5.8	6.3
	Pipestone	24580	106	100.0	106	100.0	0	0.0	7.3	8.0
	Ramsey	24610	2,586	100.0	2,586	100.0	0	0.0	0.7	1.0
	Rock	24660	440	100.0	440	100.0	0	0.0	14.6	16.1
	Scott	24690	601	100.0	601	100.0	0	0.0	1.8	2.0
	Sherburne	24700	498	100.0	498	100.0	0	0.0	3.5	3.7
	Stearns	24720	798	100.0	798	100.0	0	0.0	3.0	3.2
	Todd	24760	286	100.0	286	100.0	0	0.0	7.2	7.8
	Wadena	24790	167	100.0	167	100.0	0	0.0	5.8	6.3
	Washington	24810	1,030	100.0	1,030	100.0	0	0.0	1.6	1.8
Wright	24850	743	100.0	743	100.0	0	0.0	2.3	2.4	
Yellow Medicine	24860	199	100.0	199	100.0	0	0.0	12.3	13.4	
<b>Grand Totals</b>			<b>21,065</b>	<b>100.0</b>	<b>21,065</b>	<b>100.0</b>	<b>0</b>	<b>0.0</b>	<b>2.9</b>	<b>3.3</b>

# Dermatology/Open Access Network/MNN001

May 14, 2024

Created by...  
**HealthPartners**

### Dermatology

643 providers at 464 locations

- ◆ All providers

### Dermatology

Employee Group

National Proxy Census (Open Access)

Provider Group

Dermatology

21,065 eligible locations

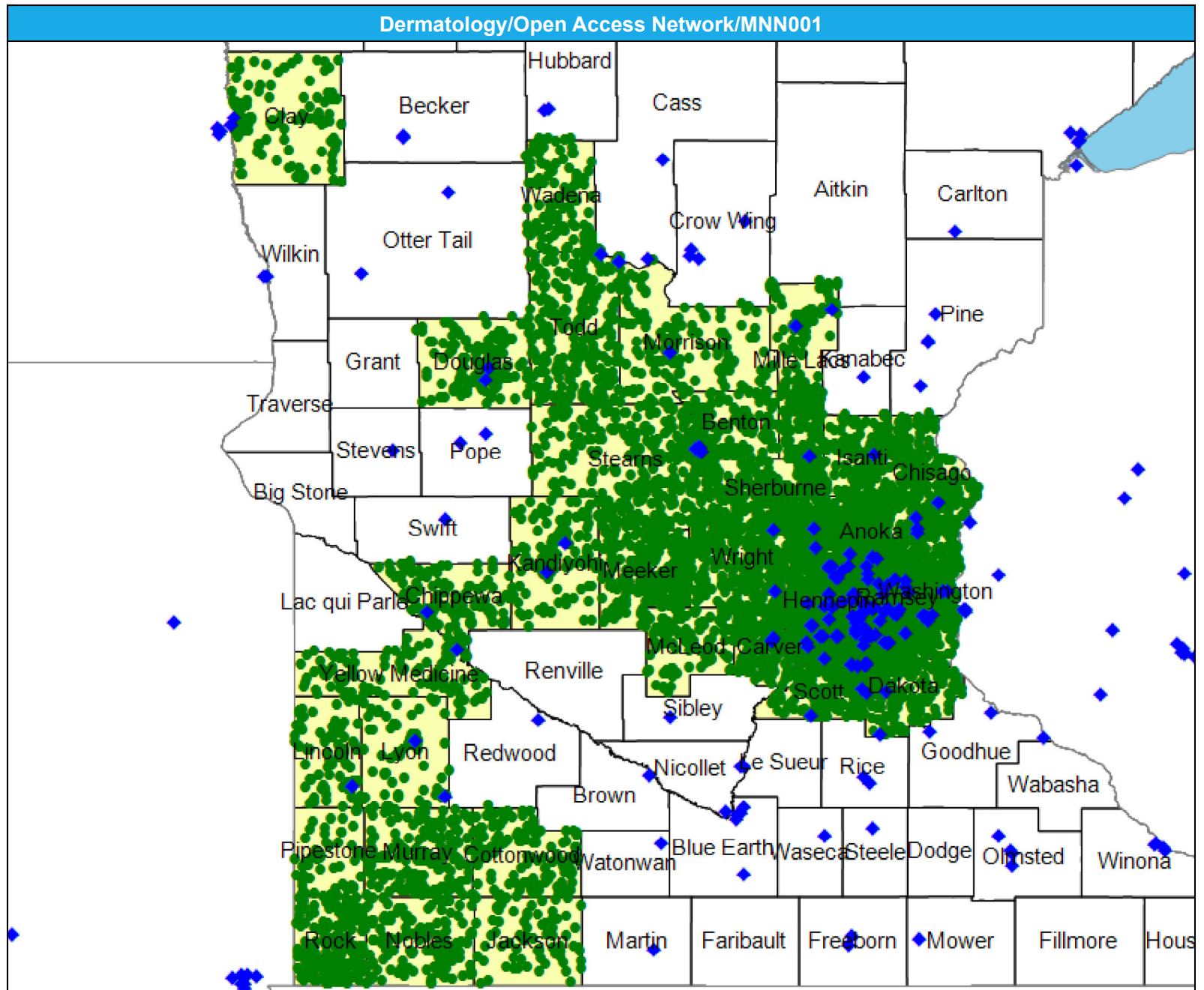
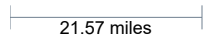
- With access (21,065)
- Without access (0)

The Access Standard is defined as (National Proxy Census (Open Access)) eligibles accessing:

1 (Dermatology) provider in 60 miles or 60 minutes

### Service Areas

- Open Access





# Access Detail By County SSA

May 14, 2024

Created by...  
HealthPartners

**Access Analysis**

Dermatology

**Eligible / Provider Groups**

National Proxy Census (Open Access)

Dermatology

<sup>1</sup> The Access Standard is defined as (National Proxy Census (Open Access)) eligibles accessing:

<sup>1</sup> (Dermatology) provider in 60 miles or 60 minutes

Dermatology/Open Access Network/MNN001									
State Name	County	County SSA	Eligible	With Access <sup>1</sup>		Without Access <sup>1</sup>		Average Distance	Average Time
			#	#	%	#	%	1	1
Minnesota	Anoka	24010	1,740	1,740	100.0	0	0.0	4.7	6.0
	Benton	24040	243	243	100.0	0	0.0	8.7	9.6
	Carver	24090	795	795	100.0	0	0.0	4.6	5.0
	Chippewa	24110	266	266	100.0	0	0.0	6.8	7.4
	Chisago	24120	271	271	100.0	0	0.0	8.1	8.8
	Clay	24130	324	324	100.0	0	0.0	9.7	11.0
	Cottonwood	24160	255	255	100.0	0	0.0	28.7	31.3
	Dakota	24180	1,818	1,818	100.0	0	0.0	4.5	5.5
	Douglas	24200	191	191	100.0	0	0.0	7.1	7.7
	Hennepin	24260	5,098	5,098	100.0	0	0.0	2.1	3.2
	Isanti	24290	226	226	100.0	0	0.0	7.4	8.1
	Jackson	24310	107	107	100.0	0	0.0	22.3	24.2
	Kandiyohi	24330	231	231	100.0	0	0.0	6.1	6.7
	Lincoln	24400	118	118	100.0	0	0.0	14.1	15.4
	Lyon	24410	136	136	100.0	0	0.0	5.9	6.4
	McLeod	24420	199	199	100.0	0	0.0	20.8	22.7
	Meeker	24460	512	512	100.0	0	0.0	25.2	27.4
	Mille Lacs	24470	305	305	100.0	0	0.0	9.3	10.1
	Morrison	24480	187	187	100.0	0	0.0	9.6	10.5
	Murray	24500	321	321	100.0	0	0.0	21.6	23.6
	Nobles	24520	268	268	100.0	0	0.0	34.8	38.4
	Pipestone	24580	106	106	100.0	0	0.0	24.6	27.0
	Ramsey	24610	2,586	2,586	100.0	0	0.0	2.0	3.2
	Rock	24660	440	440	100.0	0	0.0	27.1	32.0
	Scott	24690	601	601	100.0	0	0.0	4.7	5.2
	Sherburne	24700	498	498	100.0	0	0.0	7.6	8.4
	Stearns	24720	798	798	100.0	0	0.0	12.8	14.0
	Todd	24760	286	286	100.0	0	0.0	18.2	19.8
	Wadena	24790	167	167	100.0	0	0.0	18.1	19.7
	Washington	24810	1,030	1,030	100.0	0	0.0	3.9	4.8
Wright	24850	743	743	100.0	0	0.0	9.3	10.1	
Yellow Medicine	24860	199	199	100.0	0	0.0	17.6	19.2	
<b>Grand Totals</b>			<b>21,065</b>	<b>21,065</b>	<b>100.0</b>	<b>0</b>	<b>0.0</b>	<b>7.3</b>	<b>8.5</b>

# Endocrinology/Open Access Network/MNN001

May 14, 2024

Created by...  
**HealthPartners**

### Endocrinology

280 providers at 235 locations

◆ All providers

### Endocrinology

Employee Group

National Proxy Census (Open Access)

Provider Group

Endocrinology

21,065 eligible locations

● With access (20,893)

● Without access (172)

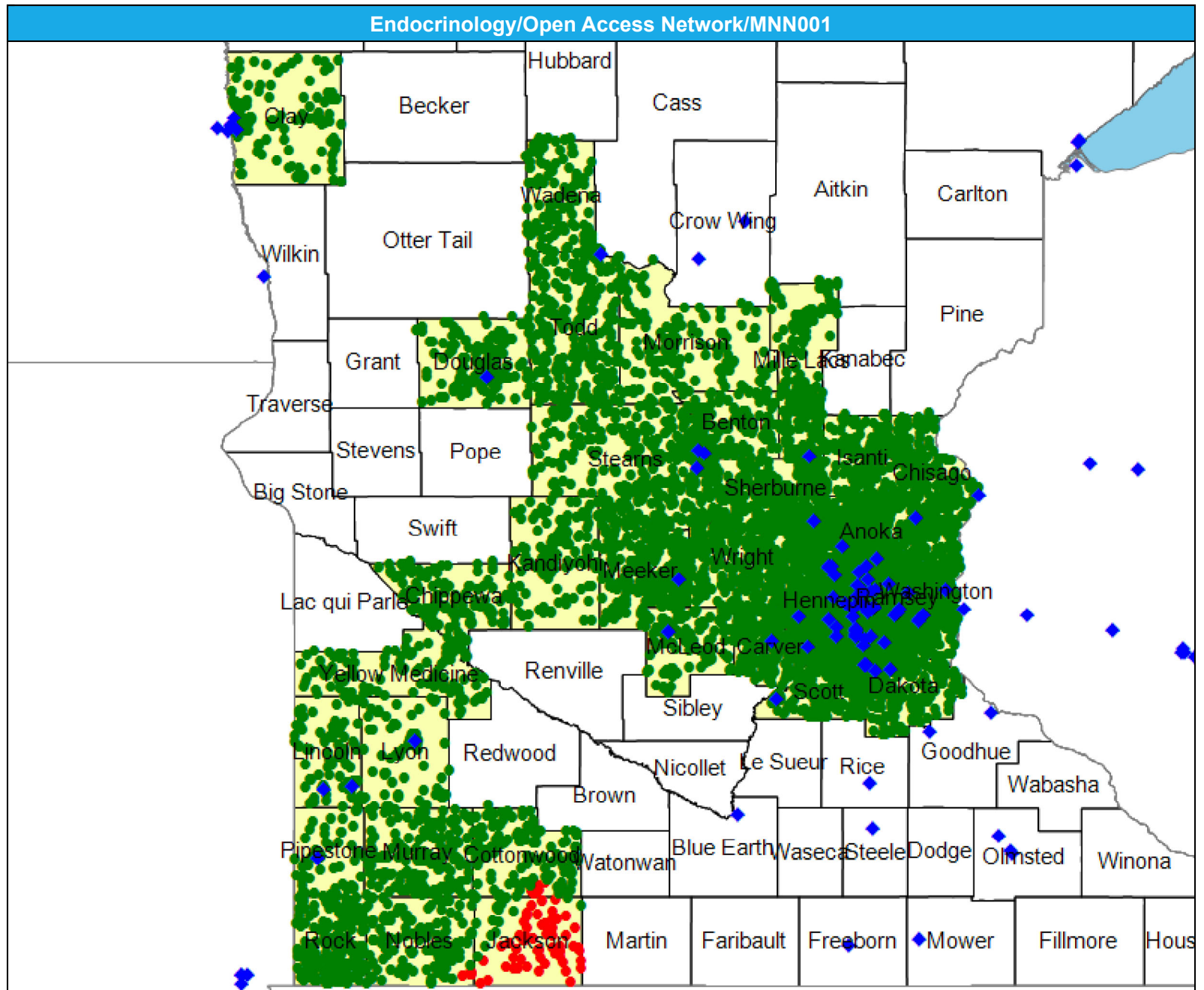
The Access Standard is defined as (National Proxy Census (Open Access)) eligibles accessing:

1 (Endocrinology) provider in 60 miles or 60 minutes

### Service Areas

■ Open Access

21.57 miles



# Access Detail By County SSA

May 14, 2024

Created by...  
HealthPartners

**Access Analysis**

Endocrinology

**Eligible / Provider Groups**

National Proxy Census (Open Access)

Endocrinology

<sup>1</sup> The Access Standard is defined as (National Proxy Census (Open Access)) eligibles accessing:

1 (Endocrinology) provider in 60 miles or 60 minutes

Endocrinology/Open Access Network/MNN001										
State Name	County	County SSA	Eligible		With Access <sup>1</sup>		Without Access <sup>1</sup>		Average Distance	Average Time
			#	%	#	%	#	%	1	1
Minnesota	Anoka	24010	1,740	100.0	1,740	100.0	0	0.0	4.9	5.9
	Benton	24040	243	100.0	243	100.0	0	0.0	8.9	10.4
	Carver	24090	795	100.0	795	100.0	0	0.0	5.3	6.0
	Chippewa	24110	266	100.0	266	100.0	0	0.0	39.6	43.2
	Chisago	24120	271	100.0	271	100.0	0	0.0	13.1	14.3
	Clay	24130	324	100.0	324	100.0	0	0.0	9.4	10.2
	Cottonwood	24160	255	68.2	174	68.2	81	31.8	52.7	57.4
	Dakota	24180	1,818	100.0	1,818	100.0	0	0.0	4.9	6.0
	Douglas	24200	191	100.0	191	100.0	0	0.0	8.2	8.9
	Hennepin	24260	5,098	100.0	5,098	100.0	0	0.0	2.4	3.7
	Isanti	24290	226	100.0	226	100.0	0	0.0	17.4	18.9
	Jackson	24310	107	20.6	22	20.6	85	79.4	65.7	71.7
	Kandiyohi	24330	231	100.0	231	100.0	0	0.0	36.7	40.0
	Lincoln	24400	118	100.0	118	100.0	0	0.0	10.9	11.8
	Lyon	24410	136	100.0	136	100.0	0	0.0	8.7	9.5
	McLeod	24420	199	100.0	199	100.0	0	0.0	10.2	11.1
	Meeker	24460	512	100.0	512	100.0	0	0.0	13.3	14.4
	Mille Lacs	24470	305	100.0	305	100.0	0	0.0	18.9	20.6
	Morrison	24480	187	100.0	187	100.0	0	0.0	25.6	28.7
	Murray	24500	321	100.0	321	100.0	0	0.0	29.1	31.7
	Nobles	24520	268	97.8	262	97.8	6	2.2	46.9	51.4
	Pipestone	24580	106	100.0	106	100.0	0	0.0	6.6	7.2
	Ramsey	24610	2,586	100.0	2,586	100.0	0	0.0	2.8	4.5
	Rock	24660	440	100.0	440	100.0	0	0.0	24.5	27.2
	Scott	24690	601	100.0	601	100.0	0	0.0	8.2	9.5
	Sherburne	24700	498	100.0	498	100.0	0	0.0	8.2	9.0
	Stearns	24720	798	100.0	798	100.0	0	0.0	13.5	15.2
	Todd	24760	286	100.0	286	100.0	0	0.0	20.1	22.0
	Wadena	24790	167	100.0	167	100.0	0	0.0	24.0	26.1
	Washington	24810	1,030	100.0	1,030	100.0	0	0.0	5.2	6.3
Wright	24850	743	100.0	743	100.0	0	0.0	14.2	15.8	
Yellow Medicine	24860	199	100.0	199	100.0	0	0.0	28.4	30.9	
<b>Grand Totals</b>			<b>21,065</b>	<b>99.2</b>	<b>20,893</b>	<b>99.2</b>	<b>172</b>	<b>0.8</b>	<b>9.6</b>	<b>11.1</b>

# Gastroenterology/Open Access Network/MNN001

May 14, 2024

Created by...  
**HealthPartners**

**Gastroenterology**  
747 providers at 309 locations

◆ All providers

**Gastroenterology**

Employee Group  
National Proxy Census (Open Access)

Provider Group  
Gastroenterology

21,065 eligible locations

● With access (21,065)  
● Without access (0)

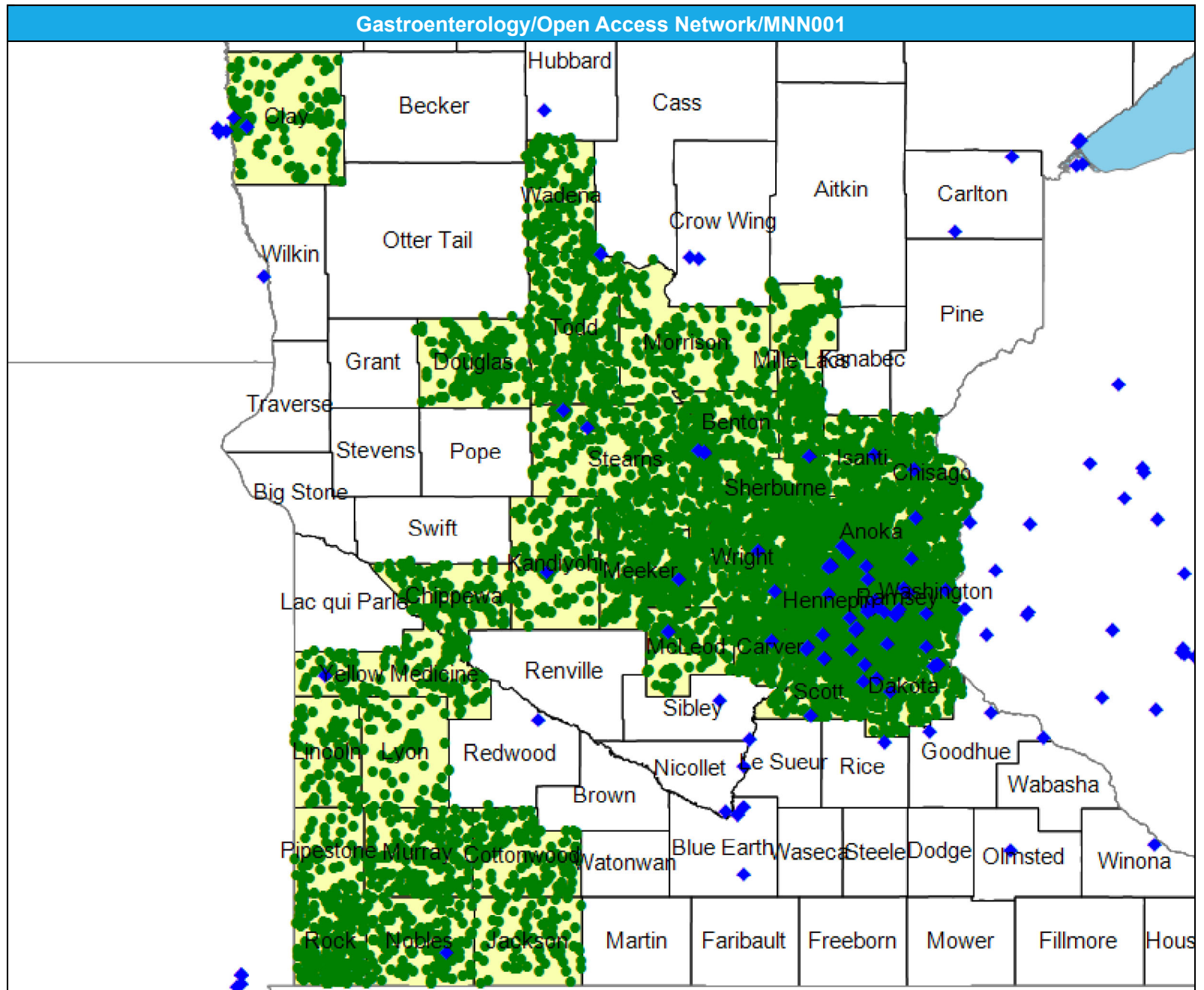
The Access Standard is defined as (National Proxy Census (Open Access)) eligibles accessing:

1 (Gastroenterology) provider in 60 miles or 60 minutes

**Service Areas**

■ Open Access

21.57 miles





# Access Detail By County SSA

May 14, 2024

Created by...  
HealthPartners

**Access Analysis**

Gastroenterology

**Eligible / Provider Groups**

National Proxy Census (Open Access)

Gastroenterology

<sup>1</sup> The Access Standard is defined as (National Proxy Census (Open Access)) eligibles accessing:

<sup>1</sup> (Gastroenterology) provider in 60 miles or 60 minutes

Gastroenterology/Open Access Network/MNN001									
State Name	County	County SSA	Eligible	With Access <sup>1</sup>		Without Access <sup>1</sup>		Average Distance	Average Time
			#	#	%	#	%	1	1
Minnesota	Anoka	24010	1,740	1,740	100.0	0	0.0	5.4	6.6
	Benton	24040	243	243	100.0	0	0.0	8.7	10.2
	Carver	24090	795	795	100.0	0	0.0	4.8	5.4
	Chippewa	24110	266	266	100.0	0	0.0	34.6	37.7
	Chisago	24120	271	271	100.0	0	0.0	7.7	8.3
	Clay	24130	324	324	100.0	0	0.0	8.9	9.7
	Cottonwood	24160	255	255	100.0	0	0.0	36.8	40.1
	Dakota	24180	1,818	1,818	100.0	0	0.0	3.9	5.0
	Douglas	24200	191	191	100.0	0	0.0	29.7	32.4
	Hennepin	24260	5,098	5,098	100.0	0	0.0	3.6	5.6
	Isanti	24290	226	226	100.0	0	0.0	7.0	7.6
	Jackson	24310	107	107	100.0	0	0.0	27.8	30.3
	Kandiyohi	24330	231	231	100.0	0	0.0	8.6	9.4
	Lincoln	24400	118	118	100.0	0	0.0	25.0	27.2
	Lyon	24410	136	136	100.0	0	0.0	35.8	39.0
	McLeod	24420	199	199	100.0	0	0.0	9.2	10.0
	Meeker	24460	512	512	100.0	0	0.0	13.0	14.1
	Mille Lacs	24470	305	305	100.0	0	0.0	19.1	20.8
	Morrison	24480	187	187	100.0	0	0.0	24.5	27.2
	Murray	24500	321	321	100.0	0	0.0	30.0	32.7
	Nobles	24520	268	268	100.0	0	0.0	9.9	10.7
	Pipestone	24580	106	106	100.0	0	0.0	43.4	49.8
	Ramsey	24610	2,586	2,586	100.0	0	0.0	2.7	4.4
	Rock	24660	440	440	100.0	0	0.0	29.1	32.8
	Scott	24690	601	601	100.0	0	0.0	5.7	6.4
	Sherburne	24700	498	498	100.0	0	0.0	12.7	13.9
	Stearns	24720	798	798	100.0	0	0.0	9.5	10.9
	Todd	24760	286	286	100.0	0	0.0	15.2	16.5
	Wadena	24790	167	167	100.0	0	0.0	18.2	19.8
	Washington	24810	1,030	1,030	100.0	0	0.0	3.8	4.6
Wright	24850	743	743	100.0	0	0.0	9.5	10.4	
Yellow Medicine	24860	199	199	100.0	0	0.0	21.3	23.2	
<b>Grand Totals</b>			<b>21,065</b>	<b>21,065</b>	<b>100.0</b>	<b>0</b>	<b>0.0</b>	<b>8.6</b>	<b>10.1</b>

# General Surgery/Open Access Network/MNN001

May 14, 2024

Created by...  
**HealthPartners**

### General Surgery

1,151 providers at 738 locations

◆ All providers

### General Surgery

Employee Group

National Proxy Census (Open Access)

Provider Group

General Surgery

21,065 eligible locations

● With access (21,065)

● Without access (0)

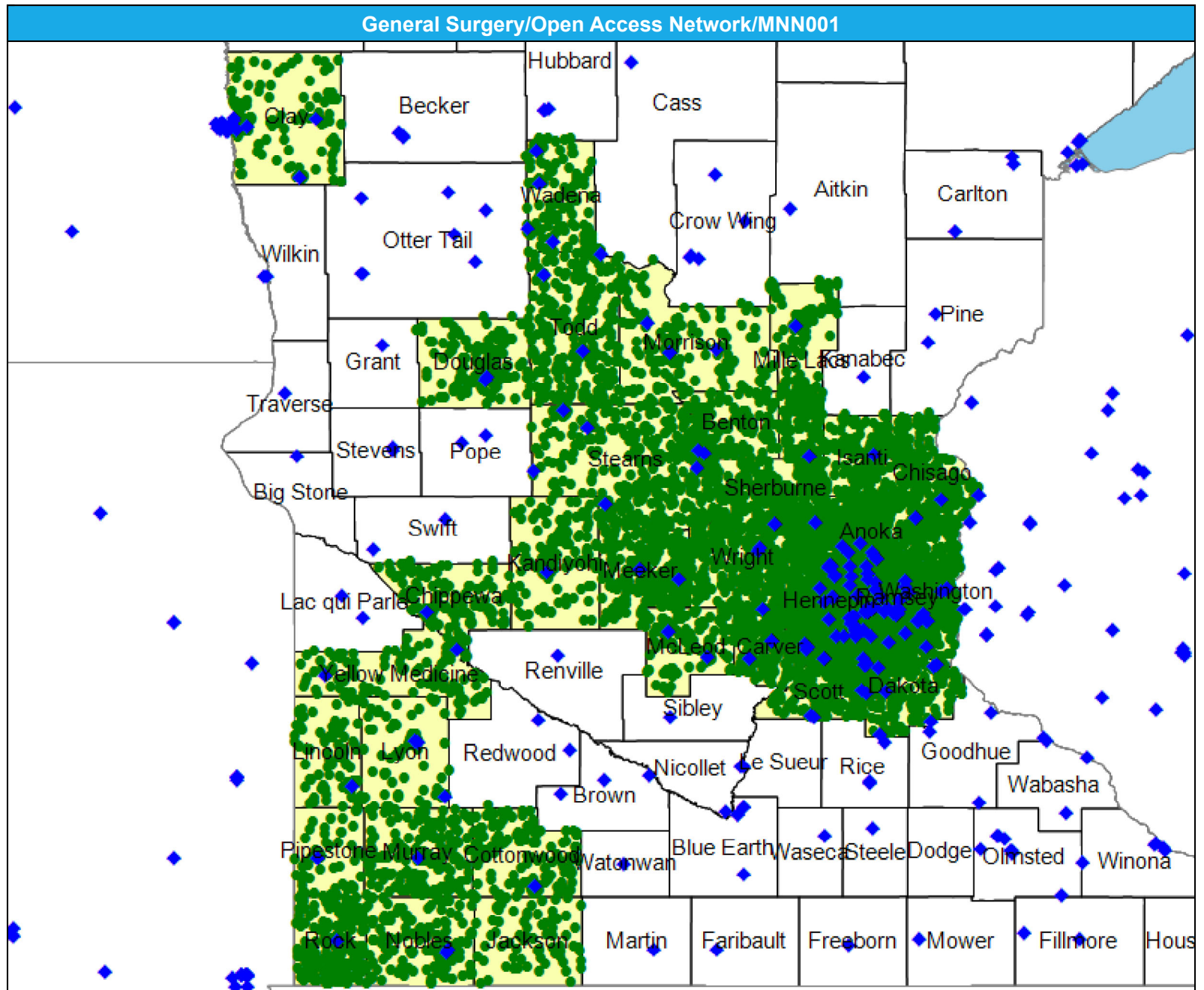
The Access Standard is defined as (National Proxy Census (Open Access)) eligibles accessing:

1 (General Surgery) provider in 60 miles or 60 minutes

### Service Areas

■ Open Access

21.57 miles



# Access Detail By County SSA

May 14, 2024

Created by...  
HealthPartners

**Access Analysis**

General Surgery

**Eligible / Provider Groups**

National Proxy Census (Open Access)

General Surgery

<sup>1</sup> The Access Standard is defined as (National Proxy Census (Open Access)) eligibles accessing:

1 (General Surgery) provider in 60 miles or 60 minutes

General Surgery/Open Access Network/MNN001									
State Name	County	County SSA	Eligible	With Access <sup>1</sup>		Without Access <sup>1</sup>		Average Distance	Average Time
			#	#	%	#	%	1	1
Minnesota	Anoka	24010	1,740	1,740	100.0	0	0.0	3.9	4.7
	Benton	24040	243	243	100.0	0	0.0	8.6	10.0
	Carver	24090	795	795	100.0	0	0.0	3.4	3.8
	Chippewa	24110	266	266	100.0	0	0.0	6.4	7.0
	Chisago	24120	271	271	100.0	0	0.0	8.3	9.0
	Clay	24130	324	324	100.0	0	0.0	3.9	4.2
	Cottonwood	24160	255	255	100.0	0	0.0	10.1	11.0
	Dakota	24180	1,818	1,818	100.0	0	0.0	3.0	3.9
	Douglas	24200	191	191	100.0	0	0.0	7.4	8.1
	Hennepin	24260	5,098	5,098	100.0	0	0.0	2.5	3.7
	Isanti	24290	226	226	100.0	0	0.0	7.4	8.0
	Jackson	24310	107	107	100.0	0	0.0	15.7	17.1
	Kandiyohi	24330	231	231	100.0	0	0.0	7.3	7.9
	Lincoln	24400	118	118	100.0	0	0.0	11.9	12.9
	Lyon	24410	136	136	100.0	0	0.0	5.8	6.3
	McLeod	24420	199	199	100.0	0	0.0	5.4	5.8
	Meeker	24460	512	512	100.0	0	0.0	6.6	7.2
	Mille Lacs	24470	305	305	100.0	0	0.0	10.5	11.4
	Morrison	24480	187	187	100.0	0	0.0	7.3	8.0
	Murray	24500	321	321	100.0	0	0.0	9.4	10.2
	Nobles	24520	268	268	100.0	0	0.0	8.0	8.6
	Pipestone	24580	106	106	100.0	0	0.0	6.6	7.2
	Ramsey	24610	2,586	2,586	100.0	0	0.0	2.0	3.3
	Rock	24660	440	440	100.0	0	0.0	6.6	7.2
	Scott	24690	601	601	100.0	0	0.0	5.4	6.0
	Sherburne	24700	498	498	100.0	0	0.0	6.4	7.0
	Stearns	24720	798	798	100.0	0	0.0	6.4	7.2
	Todd	24760	286	286	100.0	0	0.0	7.9	8.6
	Wadena	24790	167	167	100.0	0	0.0	4.9	5.3
	Washington	24810	1,030	1,030	100.0	0	0.0	3.6	4.2
Wright	24850	743	743	100.0	0	0.0	7.6	8.4	
Yellow Medicine	24860	199	199	100.0	0	0.0	8.0	8.7	
<b>Grand Totals</b>			<b>21,065</b>	<b>21,065</b>	<b>100.0</b>	<b>0</b>	<b>0.0</b>	<b>4.5</b>	<b>5.4</b>

# Genetics/Open Access Network/MNN001

May 14, 2024

Created by...  
**HealthPartners**

### Genetics

46 providers at 38 locations

◆ All providers

### Genetics

Employee Group

National Proxy Census (Open Access)

Provider Group

Genetics

21,065 eligible locations

● With access (19,046)

● Without access (2,019)

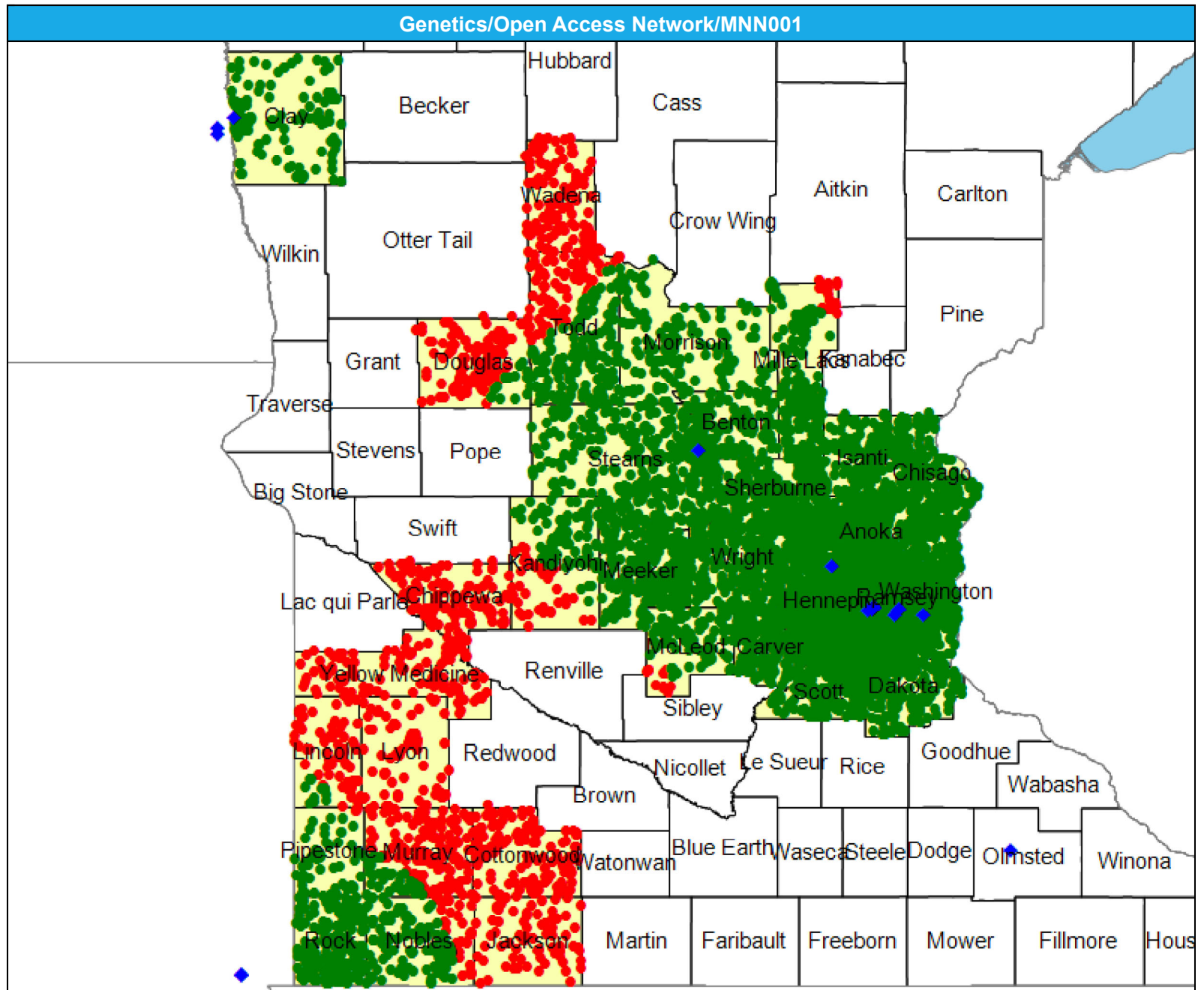
The Access Standard is defined as (National Proxy Census (Open Access)) eligibles accessing:

1 (Genetics) provider in 60 miles or 60 minutes

### Service Areas

■ Open Access

21.57 miles





# Access Detail By County SSA

May 14, 2024

Created by...  
HealthPartners

**Access Analysis**

Genetics

**Eligible / Provider Groups**

National Proxy Census (Open Access)

Genetics

<sup>1</sup> The Access Standard is defined as (National Proxy Census (Open Access)) eligibles accessing:

1 (Genetics) provider in 60 miles or 60 minutes

Genetics/Open Access Network/MNN001									
State Name	County	County SSA	Eligible	With Access <sup>1</sup>		Without Access <sup>1</sup>		Average Distance	Average Time
			#	#	%	#	%	1	1
Minnesota	Anoka	24010	1,740	1,740	100.0	0	0.0	13.2	17.8
	Benton	24040	243	243	100.0	0	0.0	10.3	12.3
	Carver	24090	795	795	100.0	0	0.0	27.7	36.3
	Chippewa	24110	266	0	0.0	266	100.0	88.1	105.7
	Chisago	24120	271	271	100.0	0	0.0	38.1	46.2
	Clay	24130	324	324	100.0	0	0.0	10.5	11.6
	Cottonwood	24160	255	0	0.0	255	100.0	88.5	106.1
	Dakota	24180	1,818	1,818	100.0	0	0.0	14.5	21.7
	Douglas	24200	191	20	10.5	171	89.5	66.1	79.2
	Hennepin	24260	5,098	5,098	100.0	0	0.0	8.1	12.9
	Isanti	24290	226	226	100.0	0	0.0	34.4	41.5
	Jackson	24310	107	0	0.0	107	100.0	84.3	101.2
	Kandiyohi	24330	231	101	43.7	130	56.3	58.3	69.9
	Lincoln	24400	118	14	11.9	104	88.1	68.5	82.1
	Lyon	24410	136	0	0.0	136	100.0	84.9	101.8
	McLeod	24420	199	186	93.5	13	6.5	48.5	59.0
	Meeker	24460	512	512	100.0	0	0.0	39.3	47.1
	Mille Lacs	24470	305	274	89.8	31	10.2	40.9	49.1
	Morrison	24480	187	184	98.4	3	1.6	34.6	41.5
	Murray	24500	321	45	14.0	276	86.0	66.6	79.9
	Nobles	24520	268	218	81.3	50	18.7	54.9	65.8
	Pipestone	24580	106	101	95.3	5	4.7	47.6	57.0
	Ramsey	24610	2,586	2,586	100.0	0	0.0	4.8	7.9
	Rock	24660	440	440	100.0	0	0.0	31.1	37.3
	Scott	24690	601	601	100.0	0	0.0	25.8	35.1
	Sherburne	24700	498	498	100.0	0	0.0	21.7	26.0
	Stearns	24720	798	798	100.0	0	0.0	16.3	19.6
	Todd	24760	286	180	62.9	106	37.1	55.7	66.8
	Wadena	24790	167	0	0.0	167	100.0	80.7	93.2
	Washington	24810	1,030	1,030	100.0	0	0.0	10.5	13.1
Wright	24850	743	743	100.0	0	0.0	22.0	26.5	
Yellow Medicine	24860	199	0	0.0	199	100.0	94.1	112.9	
<b>Grand Totals</b>			<b>21,065</b>	<b>19,046</b>	<b>90.4</b>	<b>2,019</b>	<b>9.6</b>	<b>22.2</b>	<b>28.5</b>

# Infectious Disease/Open Access Network/MNN001

May 14, 2024

Created by...  
**HealthPartners**

### Infectious Disease

357 providers at 202 locations

◆ All providers

### Infectious Disease

Employee Group

National Proxy Census (Open Access)

Provider Group

Infectious Disease

21,065 eligible locations

● With access (20,786)

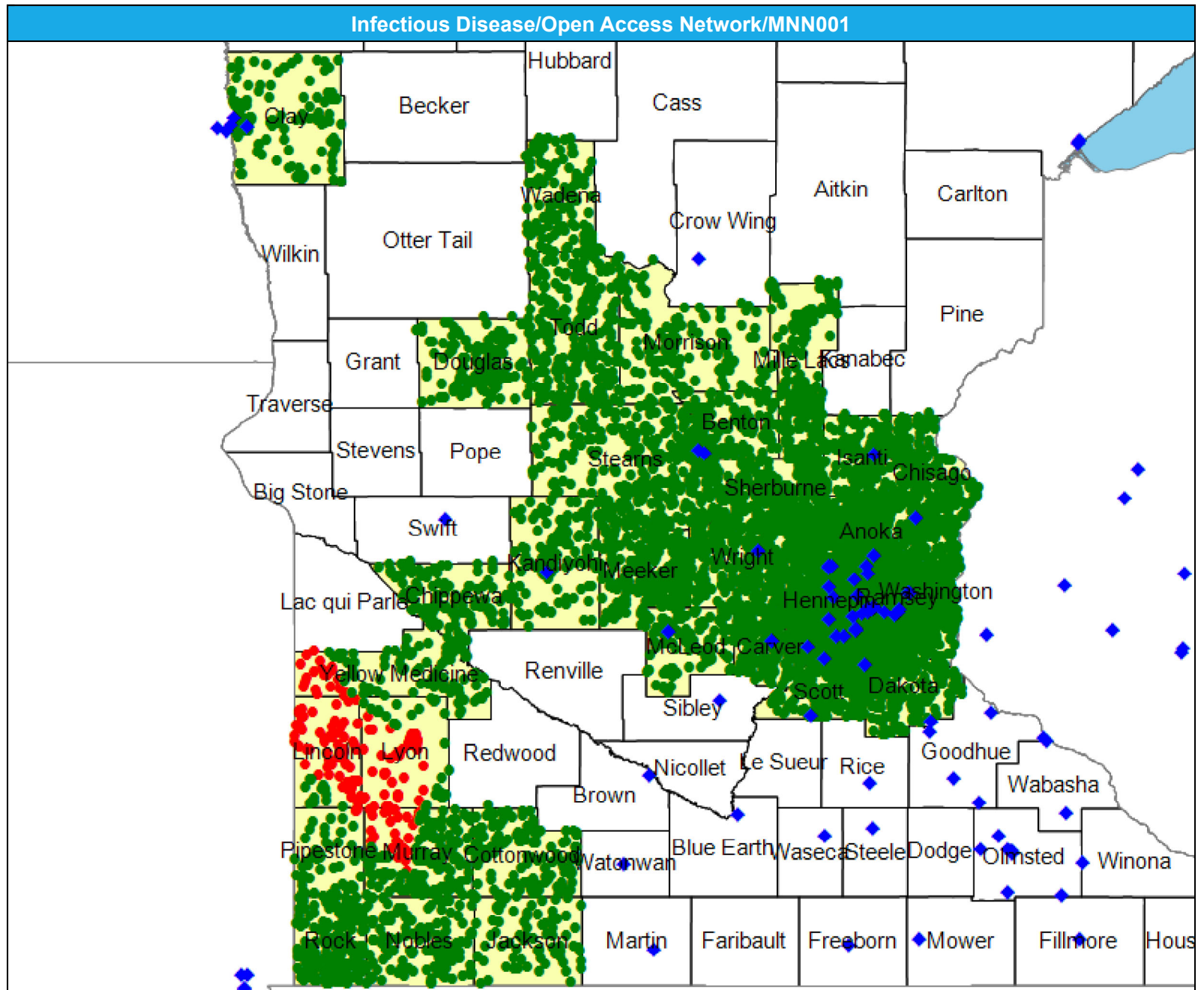
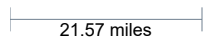
● Without access (279)

The Access Standard is defined as (National Proxy Census (Open Access)) eligibles accessing:

1 (Infectious Disease) provider in 60 miles or 60 minutes

### Service Areas

■ Open Access



# Access Detail By County SSA

May 14, 2024

Created by...  
HealthPartners

**Access Analysis**  
Infectious Disease

**Eligible / Provider Groups**  
National Proxy Census (Open Access)  
Infectious Disease

<sup>1</sup> The Access Standard is defined as (National Proxy Census (Open Access)) eligibles accessing:  
1 (Infectious Disease) provider in 60 miles or 60 minutes

Infectious Disease/Open Access Network/MNN001									
State Name	County	County SSA	Eligible	With Access <sup>1</sup>		Without Access <sup>1</sup>		Average Distance	Average Time
			#	#	%	#	%	1	1
Minnesota	Anoka	24010	1,740	1,740	100.0	0	0.0	6.7	8.4
	Benton	24040	243	243	100.0	0	0.0	9.3	11.2
	Carver	24090	795	795	100.0	0	0.0	5.5	6.1
	Chippewa	24110	266	266	100.0	0	0.0	26.6	29.0
	Chisago	24120	271	271	100.0	0	0.0	12.4	13.4
	Clay	24130	324	324	100.0	0	0.0	8.8	9.7
	Cottonwood	24160	255	255	100.0	0	0.0	29.2	31.8
	Dakota	24180	1,818	1,818	100.0	0	0.0	7.5	9.9
	Douglas	24200	191	191	100.0	0	0.0	45.4	49.5
	Hennepin	24260	5,098	5,098	100.0	0	0.0	3.2	4.8
	Isanti	24290	226	226	100.0	0	0.0	8.0	8.7
	Jackson	24310	107	107	100.0	0	0.0	33.7	36.7
	Kandiyohi	24330	231	231	100.0	0	0.0	8.7	9.4
	Lincoln	24400	118	19	16.1	99	83.9	66.2	77.0
	Lyon	24410	136	44	32.4	92	67.6	61.4	67.1
	McLeod	24420	199	199	100.0	0	0.0	9.4	10.2
	Meeker	24460	512	512	100.0	0	0.0	21.1	23.2
	Mille Lacs	24470	305	305	100.0	0	0.0	29.5	32.4
	Morrison	24480	187	187	100.0	0	0.0	27.1	30.5
	Murray	24500	321	288	89.7	33	10.3	55.2	61.4
	Nobles	24520	268	268	100.0	0	0.0	51.8	59.3
	Pipestone	24580	106	102	96.2	4	3.8	46.2	55.4
	Ramsey	24610	2,586	2,586	100.0	0	0.0	3.1	5.1
	Rock	24660	440	440	100.0	0	0.0	29.8	35.7
	Scott	24690	601	601	100.0	0	0.0	6.3	7.2
	Sherburne	24700	498	498	100.0	0	0.0	16.9	19.0
	Stearns	24720	798	798	100.0	0	0.0	15.2	17.9
	Todd	24760	286	286	100.0	0	0.0	41.8	46.7
	Wadena	24790	167	167	100.0	0	0.0	45.9	50.0
	Washington	24810	1,030	1,030	100.0	0	0.0	10.4	13.6
Wright	24850	743	743	100.0	0	0.0	11.6	12.8	
Yellow Medicine	24860	199	148	74.4	51	25.6	48.0	52.3	
<b>Grand Totals</b>			<b>21,065</b>	<b>20,786</b>	<b>98.7</b>	<b>279</b>	<b>1.3</b>	<b>12.3</b>	<b>14.6</b>

# Mammography/Open Access Network/MNN001

May 14, 2024

Created by...  
**HealthPartners**

### Mammography

364 providers at 395 locations

◆ All providers

### Mammography

Employee Group

National Proxy Census (Open Access)

Provider Group

Mammography

21,065 eligible locations

● With access (21,065)

● Without access (0)

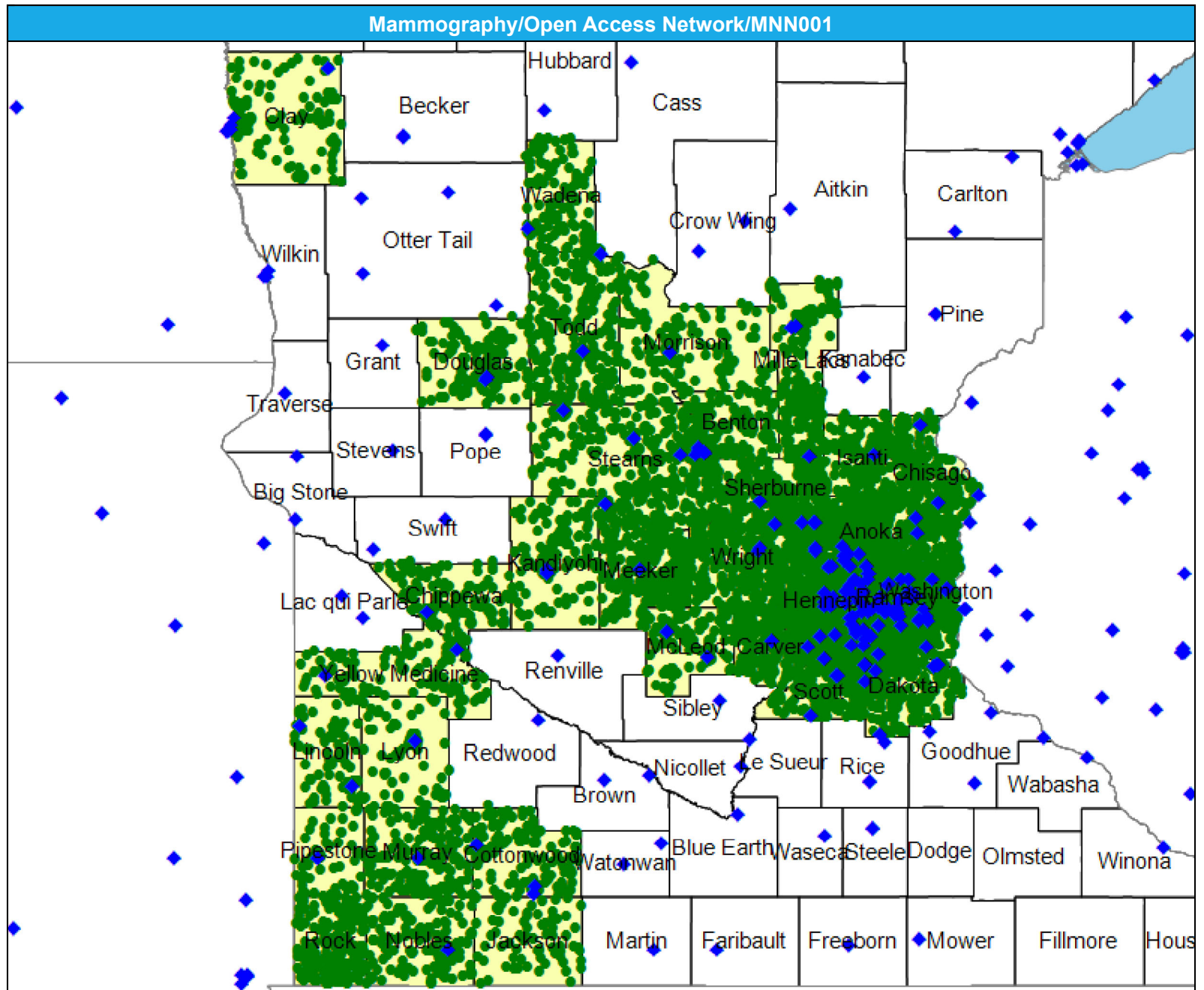
The Access Standard is defined as (National Proxy Census (Open Access)) eligibles accessing:

1 (Mammography) provider in 60 miles or 60 minutes

### Service Areas

■ Open Access

21.57 miles





# Access Detail By County SSA

May 14, 2024

Created by...  
HealthPartners

**Access Analysis**

Mammography

**Eligible / Provider Groups**

National Proxy Census (Open Access)

Mammography

<sup>1</sup> The Access Standard is defined as (National Proxy Census (Open Access)) eligibles accessing:

1 (Mammography) provider in 60 miles or 60 minutes

Mammography/Open Access Network/MNN001										
State Name	County	County SSA	Eligible		With Access <sup>1</sup>		Without Access <sup>1</sup>		Average Distance	Average Time
			#	%	#	%	#	%	1	1
Minnesota	Anoka	24010	1,740	100.0	1,740	100.0	0	0.0	4.8	5.9
	Benton	24040	243	100.0	243	100.0	0	0.0	8.5	9.4
	Carver	24090	795	100.0	795	100.0	0	0.0	5.0	5.5
	Chippewa	24110	266	100.0	266	100.0	0	0.0	6.4	7.0
	Chisago	24120	271	100.0	271	100.0	0	0.0	6.1	6.6
	Clay	24130	324	100.0	324	100.0	0	0.0	7.0	8.0
	Cottonwood	24160	255	100.0	255	100.0	0	0.0	7.0	7.6
	Dakota	24180	1,818	100.0	1,818	100.0	0	0.0	3.7	4.6
	Douglas	24200	191	100.0	191	100.0	0	0.0	7.0	7.6
	Hennepin	24260	5,098	100.0	5,098	100.0	0	0.0	2.2	3.3
	Isanti	24290	226	100.0	226	100.0	0	0.0	7.3	8.0
	Jackson	24310	107	100.0	107	100.0	0	0.0	14.8	16.1
	Kandiyohi	24330	231	100.0	231	100.0	0	0.0	7.2	7.8
	Lincoln	24400	118	100.0	118	100.0	0	0.0	7.4	8.0
	Lyon	24410	136	100.0	136	100.0	0	0.0	8.5	9.3
	McLeod	24420	199	100.0	199	100.0	0	0.0	6.1	6.6
	Meeker	24460	512	100.0	512	100.0	0	0.0	8.7	9.4
	Mille Lacs	24470	305	100.0	305	100.0	0	0.0	10.4	11.3
	Morrison	24480	187	100.0	187	100.0	0	0.0	10.1	11.0
	Murray	24500	321	100.0	321	100.0	0	0.0	9.0	9.8
	Nobles	24520	268	100.0	268	100.0	0	0.0	9.2	10.0
	Pipestone	24580	106	100.0	106	100.0	0	0.0	6.7	7.2
	Ramsey	24610	2,586	100.0	2,586	100.0	0	0.0	1.8	2.9
	Rock	24660	440	100.0	440	100.0	0	0.0	23.8	26.1
	Scott	24690	601	100.0	601	100.0	0	0.0	4.7	5.2
	Sherburne	24700	498	100.0	498	100.0	0	0.0	4.9	5.3
	Stearns	24720	798	100.0	798	100.0	0	0.0	6.3	6.9
	Todd	24760	286	100.0	286	100.0	0	0.0	9.1	9.9
Wadena	24790	167	100.0	167	100.0	0	0.0	9.4	10.2	
Washington	24810	1,030	100.0	1,030	100.0	0	0.0	2.9	3.5	
Wright	24850	743	100.0	743	100.0	0	0.0	8.0	8.8	
Yellow Medicine	24860	199	100.0	199	100.0	0	0.0	8.0	8.7	
<b>Grand Totals</b>			<b>21,065</b>	<b>100.0</b>	<b>21,065</b>	<b>100.0</b>	<b>0</b>	<b>0.0</b>	<b>5.0</b>	<b>5.9</b>

# Nephrology/Open Access Network/MNN001

May 14, 2024

Created by...  
**HealthPartners**

### Nephrology

455 providers at 374 locations

- ◆ All providers

### Nephrology

Employee Group

National Proxy Census (Open Access)

Provider Group

Nephrology

21,065 eligible locations

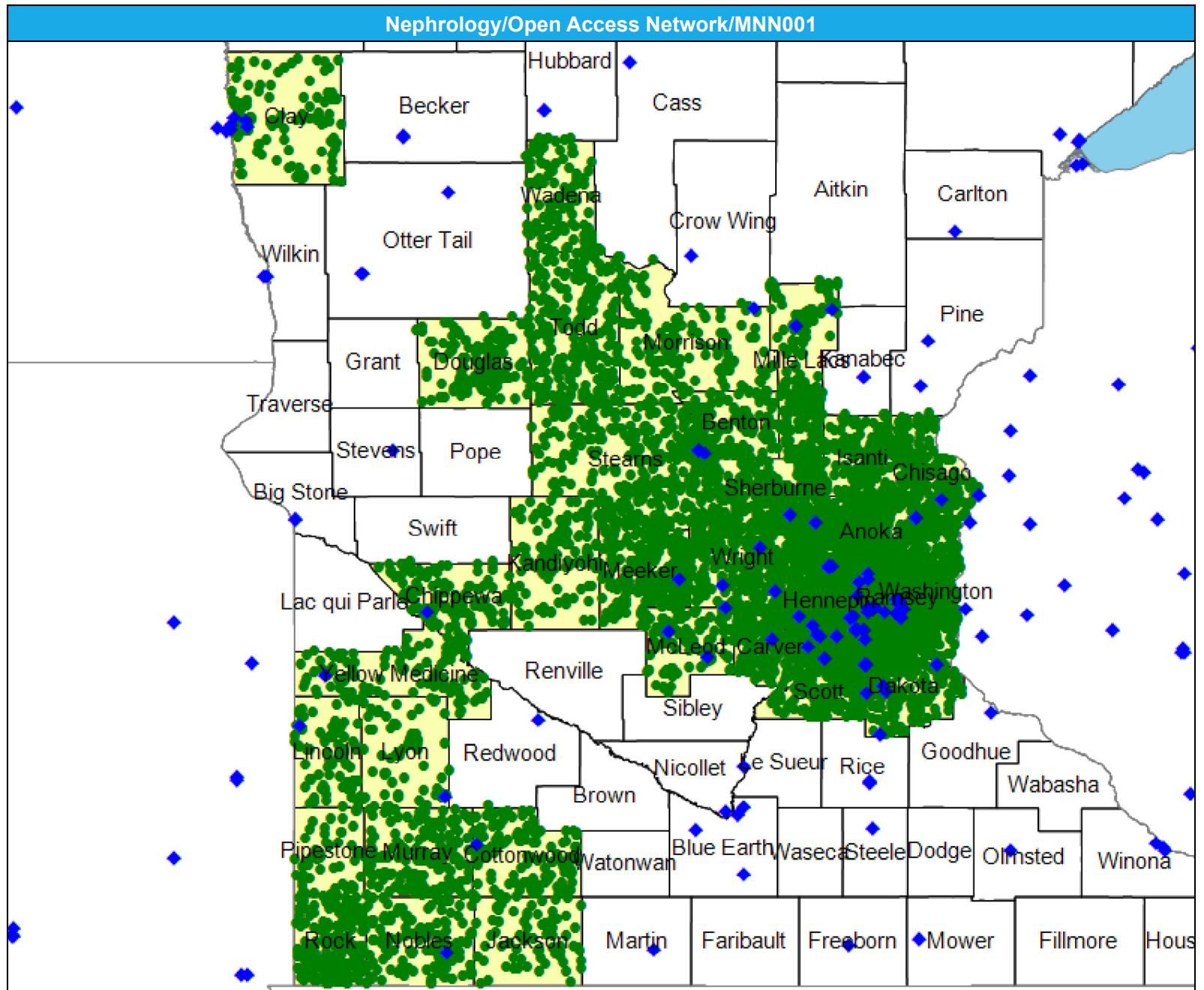
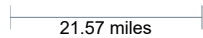
- With access (21,065)
- Without access (0)

The Access Standard is defined as (National Proxy Census (Open Access)) eligibles accessing:

- 1 (Nephrology) provider in 60 miles or 60 minutes

### Service Areas

- Open Access



# Access Detail By County SSA

May 14, 2024

Created by...  
HealthPartners

**Access Analysis**

Nephrology

**Eligible / Provider Groups**

National Proxy Census (Open Access)

Nephrology

<sup>1</sup> The Access Standard is defined as (National Proxy Census (Open Access)) eligibles accessing:

<sup>1</sup> (Nephrology) provider in 60 miles or 60 minutes

Nephrology/Open Access Network/MNN001										
State Name	County	County SSA	Eligible		With Access <sup>1</sup>		Without Access <sup>1</sup>		Average Distance	Average Time
			#	%	#	%	#	%	1	1
Minnesota	Anoka	24010	1,740	100.0	1,740	100.0	0	0.0	7.7	10.3
	Benton	24040	243	100.0	243	100.0	0	0.0	9.1	10.2
	Carver	24090	795	100.0	795	100.0	0	0.0	4.5	5.0
	Chippewa	24110	266	100.0	266	100.0	0	0.0	8.8	9.6
	Chisago	24120	271	100.0	271	100.0	0	0.0	8.9	9.6
	Clay	24130	324	100.0	324	100.0	0	0.0	8.2	9.2
	Cottonwood	24160	255	100.0	255	100.0	0	0.0	20.4	22.2
	Dakota	24180	1,818	100.0	1,818	100.0	0	0.0	4.8	6.5
	Douglas	24200	191	100.0	191	100.0	0	0.0	40.3	43.9
	Hennepin	24260	5,098	100.0	5,098	100.0	0	0.0	3.4	5.3
	Isanti	24290	226	100.0	226	100.0	0	0.0	20.0	21.7
	Jackson	24310	107	100.0	107	100.0	0	0.0	24.8	27.0
	Kandiyohi	24330	231	100.0	231	100.0	0	0.0	35.6	38.8
	Lincoln	24400	118	100.0	118	100.0	0	0.0	15.9	17.3
	Lyon	24410	136	100.0	136	100.0	0	0.0	18.8	20.4
	McLeod	24420	199	100.0	199	100.0	0	0.0	4.5	4.8
	Meeker	24460	512	100.0	512	100.0	0	0.0	13.3	14.4
	Mille Lacs	24470	305	100.0	305	100.0	0	0.0	15.6	17.0
	Morrison	24480	187	100.0	187	100.0	0	0.0	24.2	26.4
	Murray	24500	321	100.0	321	100.0	0	0.0	18.3	20.0
	Nobles	24520	268	100.0	268	100.0	0	0.0	9.8	10.7
	Pipestone	24580	106	100.0	106	100.0	0	0.0	35.9	39.4
	Ramsey	24610	2,586	100.0	2,586	100.0	0	0.0	3.1	5.0
	Rock	24660	440	100.0	440	100.0	0	0.0	28.1	32.3
	Scott	24690	601	100.0	601	100.0	0	0.0	7.1	7.9
	Sherburne	24700	498	100.0	498	100.0	0	0.0	7.7	8.5
	Stearns	24720	798	100.0	798	100.0	0	0.0	15.7	17.3
	Todd	24760	286	100.0	286	100.0	0	0.0	40.7	44.4
	Wadena	24790	167	100.0	167	100.0	0	0.0	25.4	27.7
	Washington	24810	1,030	100.0	1,030	100.0	0	0.0	8.6	10.8
Wright	24850	743	100.0	743	100.0	0	0.0	7.2	7.9	
Yellow Medicine	24860	199	100.0	199	100.0	0	0.0	13.7	15.0	
<b>Grand Totals</b>			<b>21,065</b>	<b>100.0</b>	<b>21,065</b>	<b>100.0</b>	<b>0</b>	<b>0.0</b>	<b>8.9</b>	<b>10.7</b>

# Neurology and Neurological Surgery/Open Access Network/MNN001

May 14, 2024

Created by...  
**HealthPartners**

### Neurology and Neurological Surgery

1,260 providers at 510 locations  
◆ All providers

### Neurology and Neurological Surgery

Employee Group  
National Proxy Census (Open Access)

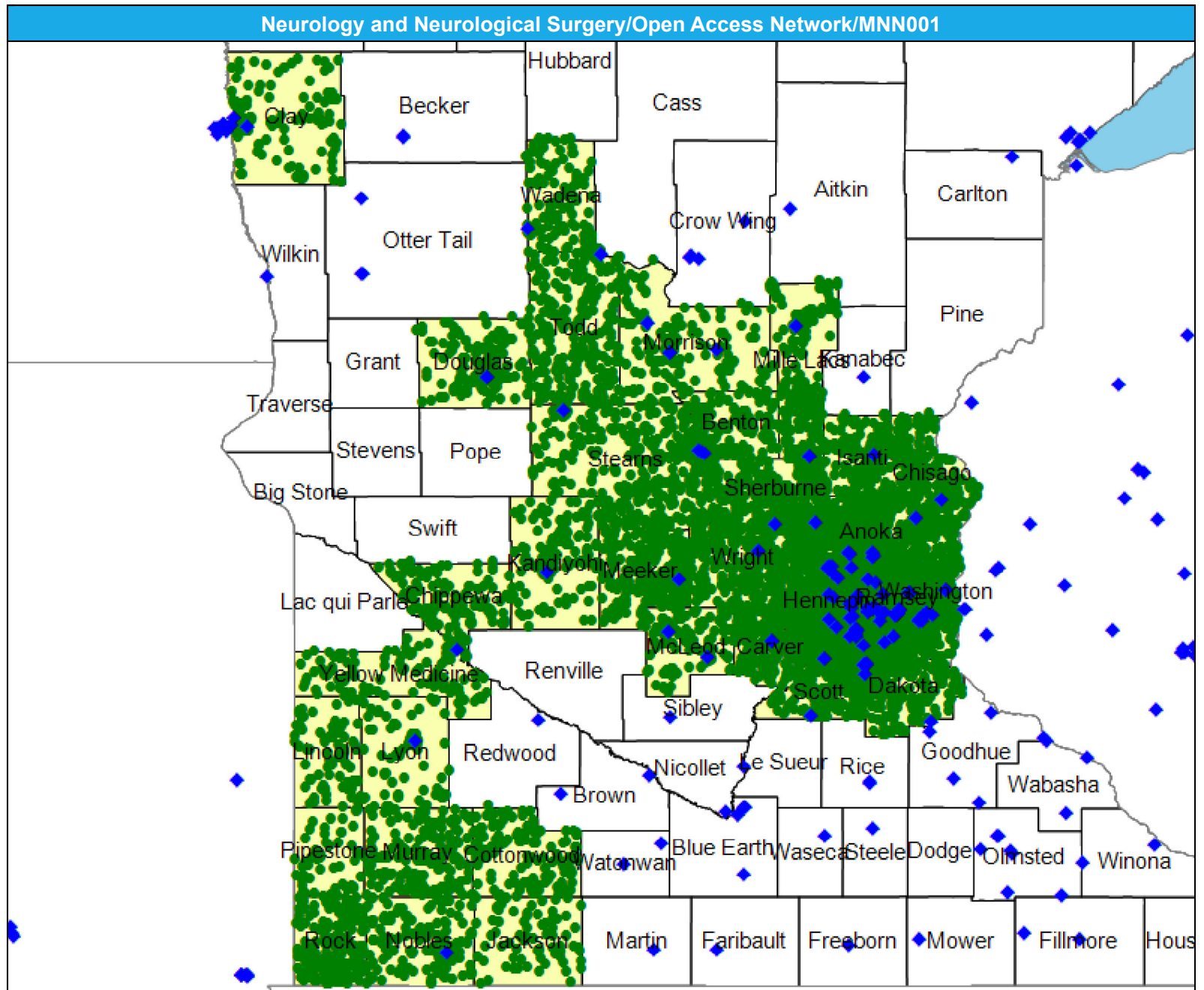
Provider Group  
Neurology and Neurological Surgery

21,065 eligible locations  
● With access (21,065)  
● Without access (0)

The Access Standard is defined as (National Proxy Census (Open Access)) eligibles accessing:  
1 (Neurology and Neurological Surgery) provider in 60 miles or 60 minutes

Service Areas  
■ Open Access

21.57 miles





# Access Detail By County SSA

May 14, 2024

Created by...  
HealthPartners

**Access Analysis**

Neurology and Neurological Surgery

**Eligible / Provider Groups**

National Proxy Census (Open Access)

Neurology and Neurological Surgery

<sup>1</sup> The Access Standard is defined as (National Proxy Census (Open Access)) eligibles accessing:

1 (Neurology and Neurological Surgery) provider in 60 miles or 60 minutes

Neurology and Neurological Surgery/Open Access Network/MNN001									
State Name	County	County SSA	Eligible	With Access <sup>1</sup>		Without Access <sup>1</sup>		Average Distance	Average Time
			#	#	%	#	%	1	1
Minnesota	Anoka	24010	1,740	1,740	100.0	0	0.0	4.9	6.2
	Benton	24040	243	243	100.0	0	0.0	8.6	9.9
	Carver	24090	795	795	100.0	0	0.0	7.4	8.3
	Chippewa	24110	266	266	100.0	0	0.0	17.5	19.0
	Chisago	24120	271	271	100.0	0	0.0	8.8	9.6
	Clay	24130	324	324	100.0	0	0.0	8.0	8.8
	Cottonwood	24160	255	255	100.0	0	0.0	24.7	26.9
	Dakota	24180	1,818	1,818	100.0	0	0.0	5.5	6.5
	Douglas	24200	191	191	100.0	0	0.0	8.1	8.8
	Hennepin	24260	5,098	5,098	100.0	0	0.0	2.8	4.3
	Isanti	24290	226	226	100.0	0	0.0	7.4	8.0
	Jackson	24310	107	107	100.0	0	0.0	25.0	27.2
	Kandiyohi	24330	231	231	100.0	0	0.0	8.7	9.4
	Lincoln	24400	118	118	100.0	0	0.0	25.7	28.0
	Lyon	24410	136	136	100.0	0	0.0	9.5	10.3
	McLeod	24420	199	199	100.0	0	0.0	5.9	6.4
	Meeker	24460	512	512	100.0	0	0.0	13.0	14.1
	Mille Lacs	24470	305	305	100.0	0	0.0	10.5	11.4
	Morrison	24480	187	187	100.0	0	0.0	7.4	8.1
	Murray	24500	321	321	100.0	0	0.0	27.3	29.7
	Nobles	24520	268	268	100.0	0	0.0	9.9	10.7
	Pipestone	24580	106	106	100.0	0	0.0	38.1	41.6
	Ramsey	24610	2,586	2,586	100.0	0	0.0	2.4	3.7
	Rock	24660	440	440	100.0	0	0.0	28.0	31.4
	Scott	24690	601	601	100.0	0	0.0	5.9	6.5
	Sherburne	24700	498	498	100.0	0	0.0	6.6	7.2
	Stearns	24720	798	798	100.0	0	0.0	10.8	12.5
	Todd	24760	286	286	100.0	0	0.0	14.1	15.3
Wadena	24790	167	167	100.0	0	0.0	11.5	12.5	
Washington	24810	1,030	1,030	100.0	0	0.0	4.7	5.6	
Wright	24850	743	743	100.0	0	0.0	8.2	9.0	
Yellow Medicine	24860	199	199	100.0	0	0.0	18.9	20.6	
<b>Grand Totals</b>			<b>21,065</b>	<b>21,065</b>	<b>100.0</b>	<b>0</b>	<b>0.0</b>	<b>7.2</b>	<b>8.5</b>

# Obstetrics and Gynecology Physicians, Certified Nurse Midwives, Certified Professional Midwives, and/or OB/GYN Nurse Practitioners/Open Access Network/MNN001

May 14, 2024

Created by...  
**HealthPartners**

**Obstetrics and Gynecology Physicians, Certified Nurse Midwives, Certified Professional Midwives, and/or OB/GYN Nurse Practitioners**

3,122 providers at 1,080 locations

◆ All providers

**OB/GYN**

Employee Group

National Proxy Census (Open Access)

Provider Group

Obstetrics and Gynecology Physicians, Certified Nurse Midwives, Certified Professional Midwives, and/or OB/GYN Nurse Practitioners

21,065 eligible locations

● With access (21,065)

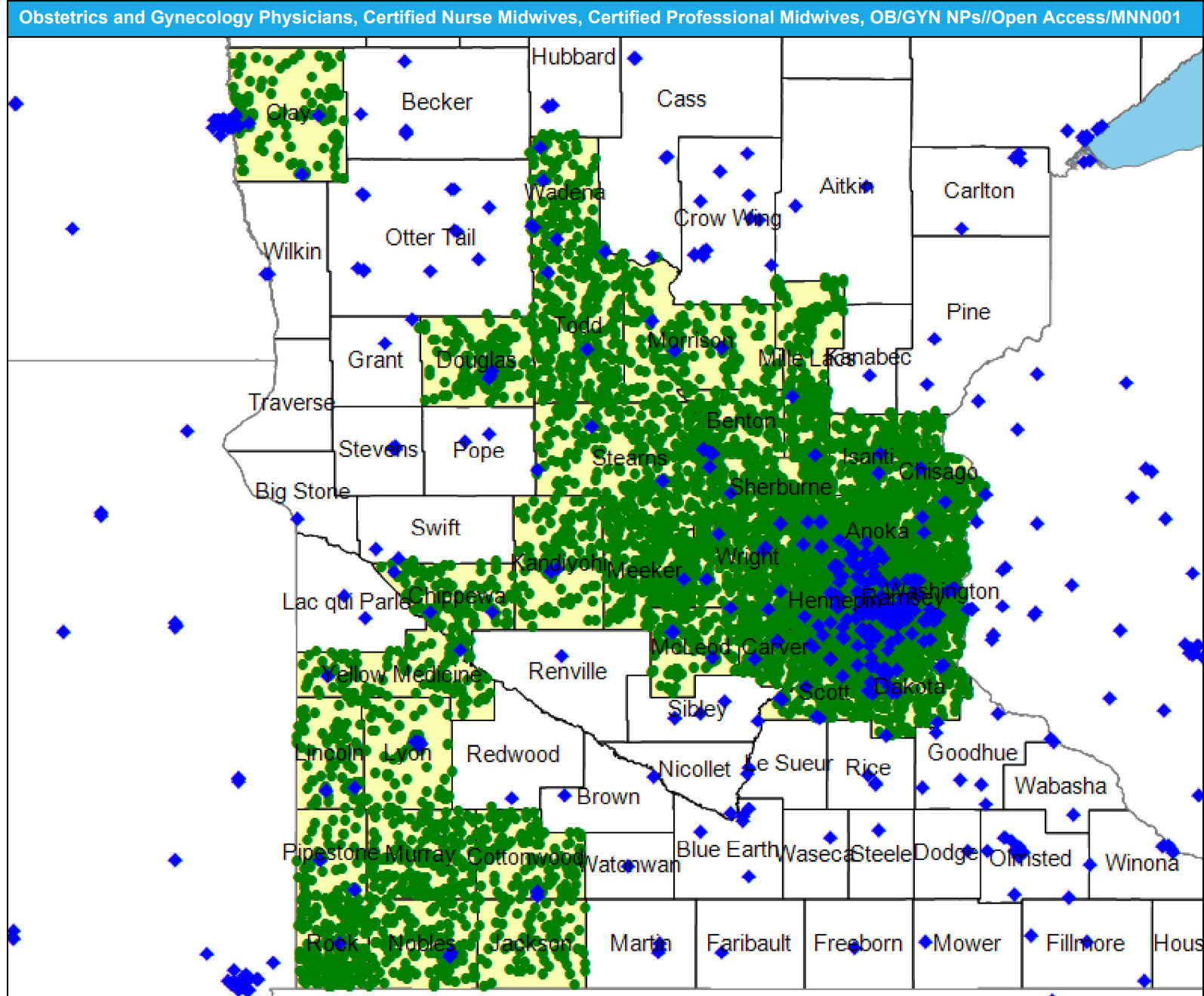
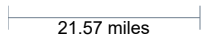
● Without access (0)

The Access Standard is defined as (National Proxy Census (Open Access)) eligibles accessing:

1 (Obstetrics and Gynecology Physicians, Certified Nurse Midwives, Certified Professional Midwives, and/or OB/GYN Nurse Practitioners) provider in 60 miles or 60 minutes

**Service Areas**

■ Open Access



# Access Detail By County SSA

May 14, 2024

Created by...  
HealthPartners

**Access Analysis**

OB/GYN

**Eligible / Provider Groups**

National Proxy Census (Open Access)  
Obstetrics and Gynecology Physicians, Certified Nurse Midwives, Certified Professional Midwives, and/or OB/GYN Nurse Practitioners

<sup>1</sup> The Access Standard is defined as (National Proxy Census (Open Access)) eligibles accessing:

<sup>1</sup> (Obstetrics and Gynecology Physicians, Certified Nurse Midwives, Certified Professional Midwives, and/or OB/GYN Nurse Practitioners) provider in 60 miles or 60 minutes

State Name	County	County SSA	Eligible		With Access <sup>1</sup>		Without Access <sup>1</sup>		Average Distance	Average Time
			#	%	#	%	#	%	1	1
Minnesota	Anoka	24010	1,740	100.0	1,740	100.0	0	0.0	3.4	4.1
	Benton	24040	243	100.0	243	100.0	0	0.0	7.0	7.7
	Carver	24090	795	100.0	795	100.0	0	0.0	2.8	3.1
	Chippewa	24110	266	100.0	266	100.0	0	0.0	3.9	4.2
	Chisago	24120	271	100.0	271	100.0	0	0.0	5.4	5.9
	Clay	24130	324	100.0	324	100.0	0	0.0	3.9	4.3
	Cottonwood	24160	255	100.0	255	100.0	0	0.0	9.3	10.1
	Dakota	24180	1,818	100.0	1,818	100.0	0	0.0	2.2	2.7
	Douglas	24200	191	100.0	191	100.0	0	0.0	6.6	7.2
	Hennepin	24260	5,098	100.0	5,098	100.0	0	0.0	1.7	2.5
	Isanti	24290	226	100.0	226	100.0	0	0.0	5.6	6.1
	Jackson	24310	107	100.0	107	100.0	0	0.0	15.5	16.9
	Kandiyohi	24330	231	100.0	231	100.0	0	0.0	7.1	7.7
	Lincoln	24400	118	100.0	118	100.0	0	0.0	9.8	10.6
	Lyon	24410	136	100.0	136	100.0	0	0.0	7.9	8.5
	McLeod	24420	199	100.0	199	100.0	0	0.0	4.2	4.6
	Meeker	24460	512	100.0	512	100.0	0	0.0	11.6	12.6
	Mille Lacs	24470	305	100.0	305	100.0	0	0.0	9.7	10.5
	Morrison	24480	187	100.0	187	100.0	0	0.0	7.0	7.6
	Murray	24500	321	100.0	321	100.0	0	0.0	20.3	22.1
	Nobles	24520	268	100.0	268	100.0	0	0.0	7.9	8.5
	Pipestone	24580	106	100.0	106	100.0	0	0.0	4.2	4.5
	Ramsey	24610	2,586	100.0	2,586	100.0	0	0.0	1.2	1.9
	Rock	24660	440	100.0	440	100.0	0	0.0	6.1	6.6
	Scott	24690	601	100.0	601	100.0	0	0.0	2.6	2.9
	Sherburne	24700	498	100.0	498	100.0	0	0.0	5.3	5.8
	Stearns	24720	798	100.0	798	100.0	0	0.0	6.4	7.0
Todd	24760	286	100.0	286	100.0	0	0.0	8.5	9.2	
Wadena	24790	167	100.0	167	100.0	0	0.0	4.7	5.1	
Washington	24810	1,030	100.0	1,030	100.0	0	0.0	2.8	3.3	
Wright	24850	743	100.0	743	100.0	0	0.0	3.6	3.9	
Yellow Medicine	24860	199	100.0	199	100.0	0	0.0	8.0	8.7	
<b>Grand Totals</b>			<b>21,065</b>	<b>100.0</b>	<b>21,065</b>	<b>100.0</b>	<b>0</b>	<b>0.0</b>	<b>3.9</b>	<b>4.6</b>

# Oncology Medical/Surgical/Open Access Network/MNN001

May 14, 2024

Created by...  
**HealthPartners**

### Oncology Medical/Surgical

1,036 providers at 536 locations

◆ All providers

### Oncology Medical/Surgical

Employee Group

National Proxy Census (Open Access)

Provider Group

Oncology Medical/Surgical

21,065 eligible locations

● With access (21,065)

● Without access (0)

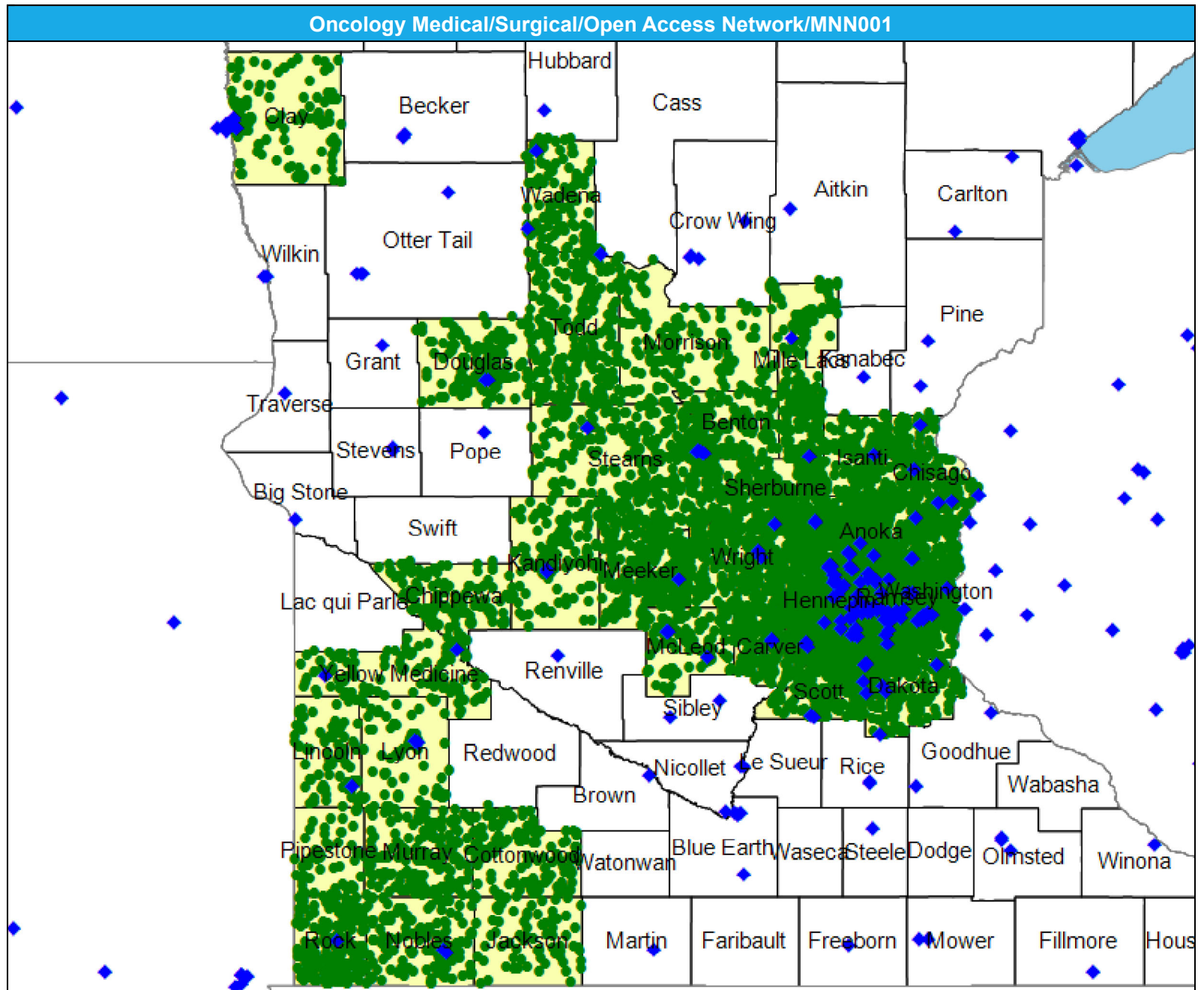
The Access Standard is defined as (National Proxy Census (Open Access)) eligibles accessing:

1 (Oncology Medical/Surgical) provider in 60 miles or 60 minutes

### Service Areas

■ Open Access

21.57 miles





# Access Detail By County SSA

May 14, 2024

Created by...  
HealthPartners

**Access Analysis**

Oncology Medical/Surgical

**Eligible / Provider Groups**

National Proxy Census (Open Access)

Oncology Medical/Surgical

<sup>1</sup> The Access Standard is defined as (National Proxy Census (Open Access)) eligibles accessing:

1 (Oncology Medical/Surgical) provider in 60 miles or 60 minutes

Oncology Medical/Surgical/Open Access Network/MNN001										
State Name	County	County SSA	Eligible		With Access <sup>1</sup>		Without Access <sup>1</sup>		Average Distance	Average Time
			#	%	#	%	#	%	1	1
Minnesota	Anoka	24010	1,740	100.0	1,740	100.0	0	0.0	4.3	5.2
	Benton	24040	243	100.0	243	100.0	0	0.0	8.7	10.1
	Carver	24090	795	100.0	795	100.0	0	0.0	5.0	5.6
	Chippewa	24110	266	100.0	266	100.0	0	0.0	17.4	18.9
	Chisago	24120	271	100.0	271	100.0	0	0.0	4.0	4.3
	Clay	24130	324	100.0	324	100.0	0	0.0	8.8	9.7
	Cottonwood	24160	255	100.0	255	100.0	0	0.0	37.6	40.9
	Dakota	24180	1,818	100.0	1,818	100.0	0	0.0	3.7	4.7
	Douglas	24200	191	100.0	191	100.0	0	0.0	7.8	8.4
	Hennepin	24260	5,098	100.0	5,098	100.0	0	0.0	2.6	3.8
	Isanti	24290	226	100.0	226	100.0	0	0.0	6.8	7.4
	Jackson	24310	107	100.0	107	100.0	0	0.0	25.3	27.6
	Kandiyohi	24330	231	100.0	231	100.0	0	0.0	8.2	8.9
	Lincoln	24400	118	100.0	118	100.0	0	0.0	11.9	12.9
	Lyon	24410	136	100.0	136	100.0	0	0.0	8.4	9.1
	McLeod	24420	199	100.0	199	100.0	0	0.0	5.8	6.3
	Meeker	24460	512	100.0	512	100.0	0	0.0	13.0	14.1
	Mille Lacs	24470	305	100.0	305	100.0	0	0.0	11.0	12.0
	Morrison	24480	187	100.0	187	100.0	0	0.0	22.9	25.3
	Murray	24500	321	100.0	321	100.0	0	0.0	24.7	26.9
	Nobles	24520	268	100.0	268	100.0	0	0.0	8.4	9.1
	Pipestone	24580	106	100.0	106	100.0	0	0.0	21.4	23.3
	Ramsey	24610	2,586	100.0	2,586	100.0	0	0.0	1.8	2.9
	Rock	24660	440	100.0	440	100.0	0	0.0	7.2	7.8
	Scott	24690	601	100.0	601	100.0	0	0.0	7.2	8.1
	Sherburne	24700	498	100.0	498	100.0	0	0.0	6.5	7.1
	Stearns	24720	798	100.0	798	100.0	0	0.0	9.8	11.3
	Todd	24760	286	100.0	286	100.0	0	0.0	16.1	17.6
Wadena	24790	167	100.0	167	100.0	0	0.0	6.8	7.4	
Washington	24810	1,030	100.0	1,030	100.0	0	0.0	3.9	4.7	
Wright	24850	743	100.0	743	100.0	0	0.0	7.8	8.6	
Yellow Medicine	24860	199	100.0	199	100.0	0	0.0	8.1	8.8	
<b>Grand Totals</b>			<b>21,065</b>	<b>100.0</b>	<b>21,065</b>	<b>100.0</b>	<b>0</b>	<b>0.0</b>	<b>6.2</b>	<b>7.2</b>

# Oncology Radiation/Open Access Network/MNN001

May 14, 2024

Created by...  
**HealthPartners**

### Oncology Radiation

737 providers at 384 locations

◆ All providers

### Oncology Radiation

Employee Group

National Proxy Census (Open Access)

Provider Group

Oncology Radiation

21,065 eligible locations

● With access (21,065)

● Without access (0)

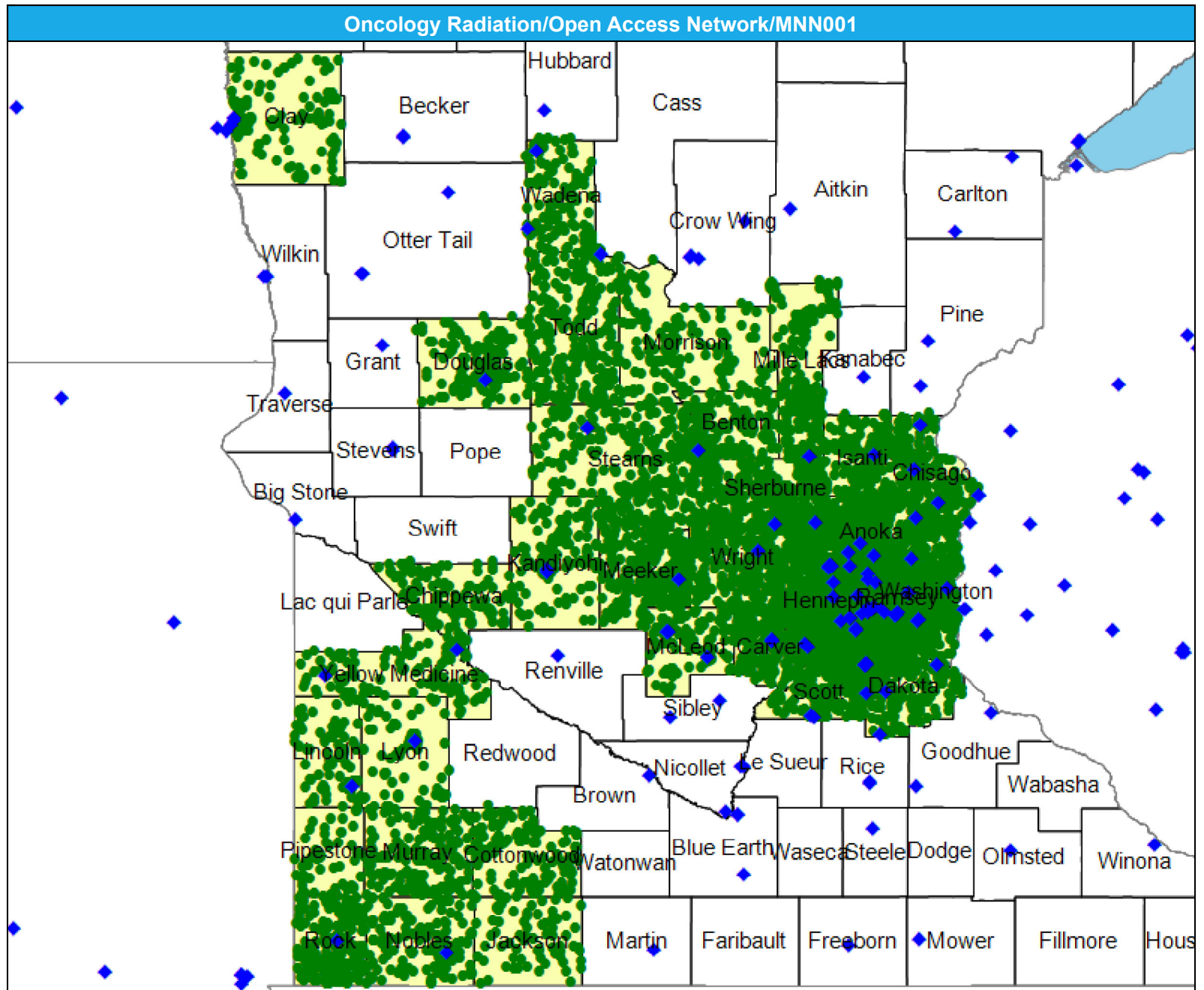
The Access Standard is defined as (National Proxy Census (Open Access)) eligibles accessing:

1 (Oncology Radiation) provider in 60 miles or 60 minutes

### Service Areas

■ Open Access

21.57 miles



# Access Detail By County SSA

May 14, 2024

Created by...  
HealthPartners

**Access Analysis**

Oncology Radiation

**Eligible / Provider Groups**

National Proxy Census (Open Access)

Oncology Radiation

<sup>1</sup> The Access Standard is defined as (National Proxy Census (Open Access)) eligibles accessing:

1 (Oncology Radiation) provider in 60 miles or 60 minutes

Oncology Radiation/Open Access Network/MNN001									
State Name	County	County SSA	Eligible	With Access <sup>1</sup>		Without Access <sup>1</sup>		Average Distance	Average Time
			#	#	%	#	%	1	1
Minnesota	Anoka	24010	1,740	1,740	100.0	0	0.0	4.3	5.3
	Benton	24040	243	243	100.0	0	0.0	9.8	11.5
	Carver	24090	795	795	100.0	0	0.0	5.3	5.9
	Chippewa	24110	266	266	100.0	0	0.0	17.4	18.9
	Chisago	24120	271	271	100.0	0	0.0	4.2	4.5
	Clay	24130	324	324	100.0	0	0.0	9.4	10.8
	Cottonwood	24160	255	255	100.0	0	0.0	37.7	41.0
	Dakota	24180	1,818	1,818	100.0	0	0.0	5.1	6.7
	Douglas	24200	191	191	100.0	0	0.0	8.1	8.8
	Hennepin	24260	5,098	5,098	100.0	0	0.0	3.4	5.3
	Isanti	24290	226	226	100.0	0	0.0	6.9	7.4
	Jackson	24310	107	107	100.0	0	0.0	25.3	27.6
	Kandiyohi	24330	231	231	100.0	0	0.0	8.2	8.9
	Lincoln	24400	118	118	100.0	0	0.0	11.9	12.9
	Lyon	24410	136	136	100.0	0	0.0	8.6	9.3
	McLeod	24420	199	199	100.0	0	0.0	5.8	6.3
	Meeker	24460	512	512	100.0	0	0.0	13.0	14.1
	Mille Lacs	24470	305	305	100.0	0	0.0	15.9	17.4
	Morrison	24480	187	187	100.0	0	0.0	24.4	27.1
	Murray	24500	321	321	100.0	0	0.0	25.4	27.6
	Nobles	24520	268	268	100.0	0	0.0	8.7	9.4
	Pipestone	24580	106	106	100.0	0	0.0	21.4	23.3
	Ramsey	24610	2,586	2,586	100.0	0	0.0	2.7	4.3
	Rock	24660	440	440	100.0	0	0.0	7.2	7.8
	Scott	24690	601	601	100.0	0	0.0	7.5	8.5
	Sherburne	24700	498	498	100.0	0	0.0	6.9	7.6
	Stearns	24720	798	798	100.0	0	0.0	10.5	12.0
	Todd	24760	286	286	100.0	0	0.0	16.2	17.7
	Wadena	24790	167	167	100.0	0	0.0	6.8	7.4
	Washington	24810	1,030	1,030	100.0	0	0.0	4.6	5.5
Wright	24850	743	743	100.0	0	0.0	8.2	9.0	
Yellow Medicine	24860	199	199	100.0	0	0.0	8.1	8.8	
<b>Grand Totals</b>			<b>21,065</b>	<b>21,065</b>	<b>100.0</b>	<b>0</b>	<b>0.0</b>	<b>6.9</b>	<b>8.2</b>

# Ophthalmology/Open Access Network/MNN001

May 14, 2024

Created by...  
**HealthPartners**

### Ophthalmology

728 providers at 531 locations

- ◆ All providers

### Ophthalmology

Employee Group

National Proxy Census (Open Access)

Provider Group

Ophthalmology

21,065 eligible locations

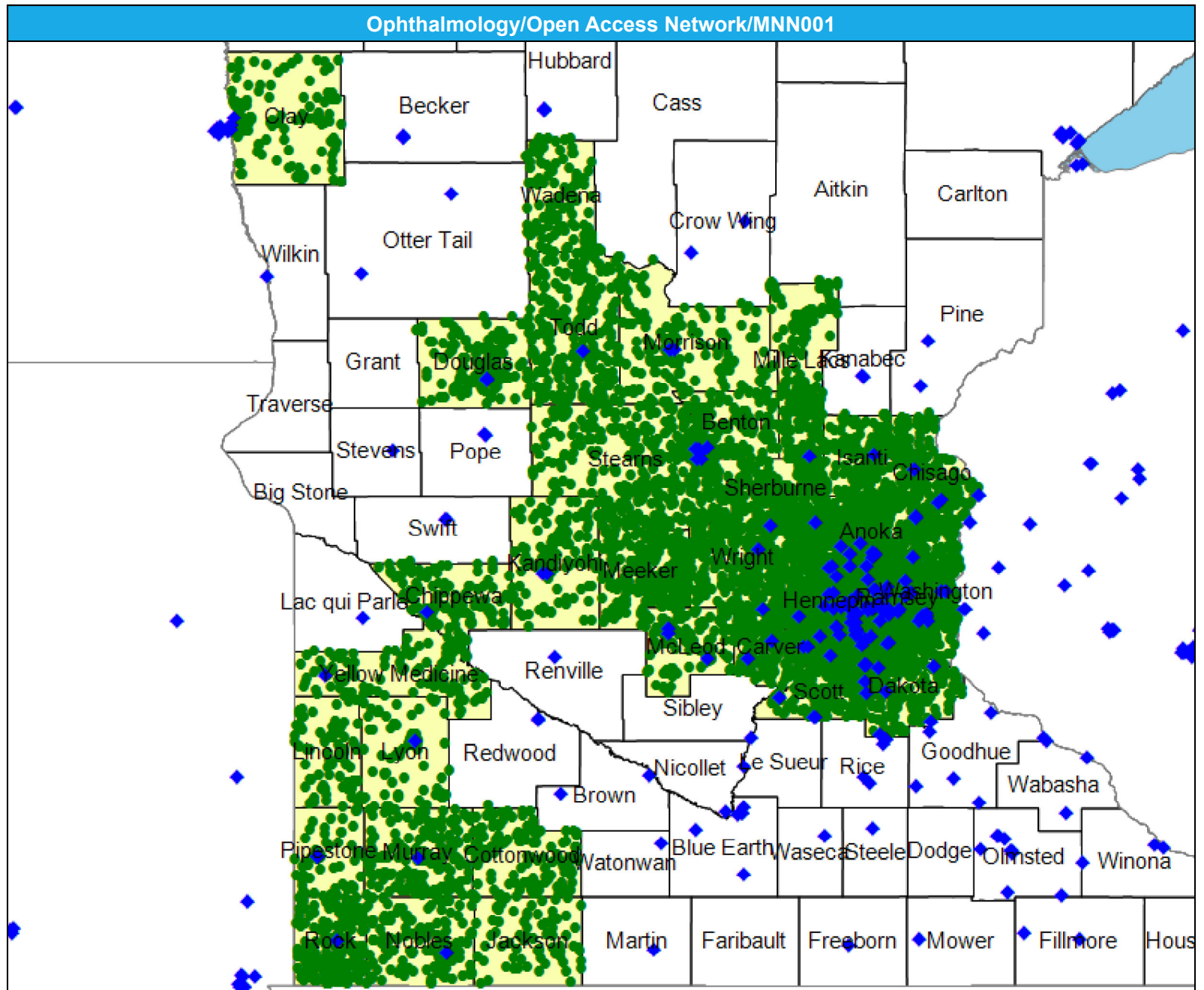
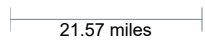
- With access (21,065)
- Without access (0)

The Access Standard is defined as (National Proxy Census (Open Access)) eligibles accessing:

1 (Ophthalmology) provider in 60 miles or 60 minutes

### Service Areas

- Open Access





# Access Detail By County SSA

May 14, 2024

Created by...  
HealthPartners

**Access Analysis**

Ophthalmology

**Eligible / Provider Groups**

National Proxy Census (Open Access)

Ophthalmology

<sup>1</sup> The Access Standard is defined as (National Proxy Census (Open Access)) eligibles accessing:

<sup>1</sup> (Ophthalmology) provider in 60 miles or 60 minutes

Ophthalmology/Open Access Network/MNN001										
State Name	County	County SSA	Eligible		With Access <sup>1</sup>		Without Access <sup>1</sup>		Average Distance	Average Time
			#	%	#	%	#	%	1	1
Minnesota	Anoka	24010	1,740	100.0	1,740	100.0	0	0.0	3.8	4.7
	Benton	24040	243	100.0	243	100.0	0	0.0	8.1	8.8
	Carver	24090	795	100.0	795	100.0	0	0.0	3.0	3.4
	Chippewa	24110	266	100.0	266	100.0	0	0.0	8.4	9.1
	Chisago	24120	271	100.0	271	100.0	0	0.0	5.3	5.7
	Clay	24130	324	100.0	324	100.0	0	0.0	9.5	10.9
	Cottonwood	24160	255	100.0	255	100.0	0	0.0	24.2	26.3
	Dakota	24180	1,818	100.0	1,818	100.0	0	0.0	3.5	4.5
	Douglas	24200	191	100.0	191	100.0	0	0.0	8.4	9.1
	Hennepin	24260	5,098	100.0	5,098	100.0	0	0.0	2.3	3.5
	Isanti	24290	226	100.0	226	100.0	0	0.0	6.9	7.5
	Jackson	24310	107	100.0	107	100.0	0	0.0	25.2	27.5
	Kandiyohi	24330	231	100.0	231	100.0	0	0.0	8.5	9.3
	Lincoln	24400	118	100.0	118	100.0	0	0.0	20.3	22.1
	Lyon	24410	136	100.0	136	100.0	0	0.0	9.3	10.1
	McLeod	24420	199	100.0	199	100.0	0	0.0	5.3	5.7
	Meeker	24460	512	100.0	512	100.0	0	0.0	20.2	22.0
	Mille Lacs	24470	305	100.0	305	100.0	0	0.0	16.0	17.4
	Morrison	24480	187	100.0	187	100.0	0	0.0	11.4	12.4
	Murray	24500	321	100.0	321	100.0	0	0.0	10.1	11.0
	Nobles	24520	268	100.0	268	100.0	0	0.0	8.3	9.1
	Pipestone	24580	106	100.0	106	100.0	0	0.0	7.2	7.9
	Ramsey	24610	2,586	100.0	2,586	100.0	0	0.0	2.0	3.2
	Rock	24660	440	100.0	440	100.0	0	0.0	7.0	7.7
	Scott	24690	601	100.0	601	100.0	0	0.0	4.7	5.3
	Sherburne	24700	498	100.0	498	100.0	0	0.0	6.7	7.2
	Stearns	24720	798	100.0	798	100.0	0	0.0	12.0	13.1
	Todd	24760	286	100.0	286	100.0	0	0.0	15.3	16.7
Wadena	24790	167	100.0	167	100.0	0	0.0	24.8	27.0	
Washington	24810	1,030	100.0	1,030	100.0	0	0.0	3.9	4.7	
Wright	24850	743	100.0	743	100.0	0	0.0	8.5	9.3	
Yellow Medicine	24860	199	100.0	199	100.0	0	0.0	13.3	14.5	
<b>Grand Totals</b>			<b>21,065</b>	<b>100.0</b>	<b>21,065</b>	<b>100.0</b>	<b>0</b>	<b>0.0</b>	<b>5.9</b>	<b>6.9</b>

# Orthopedic Surgery/Open Access Network/MNN001

May 14, 2024

Created by...  
**HealthPartners**

### Orthopedic Surgery

1,274 providers at 781 locations

◆ All providers

### Orthopedic Surgery

Employee Group

National Proxy Census (Open Access)

Provider Group

Orthopedic Surgery

21,065 eligible locations

● With access (21,065)

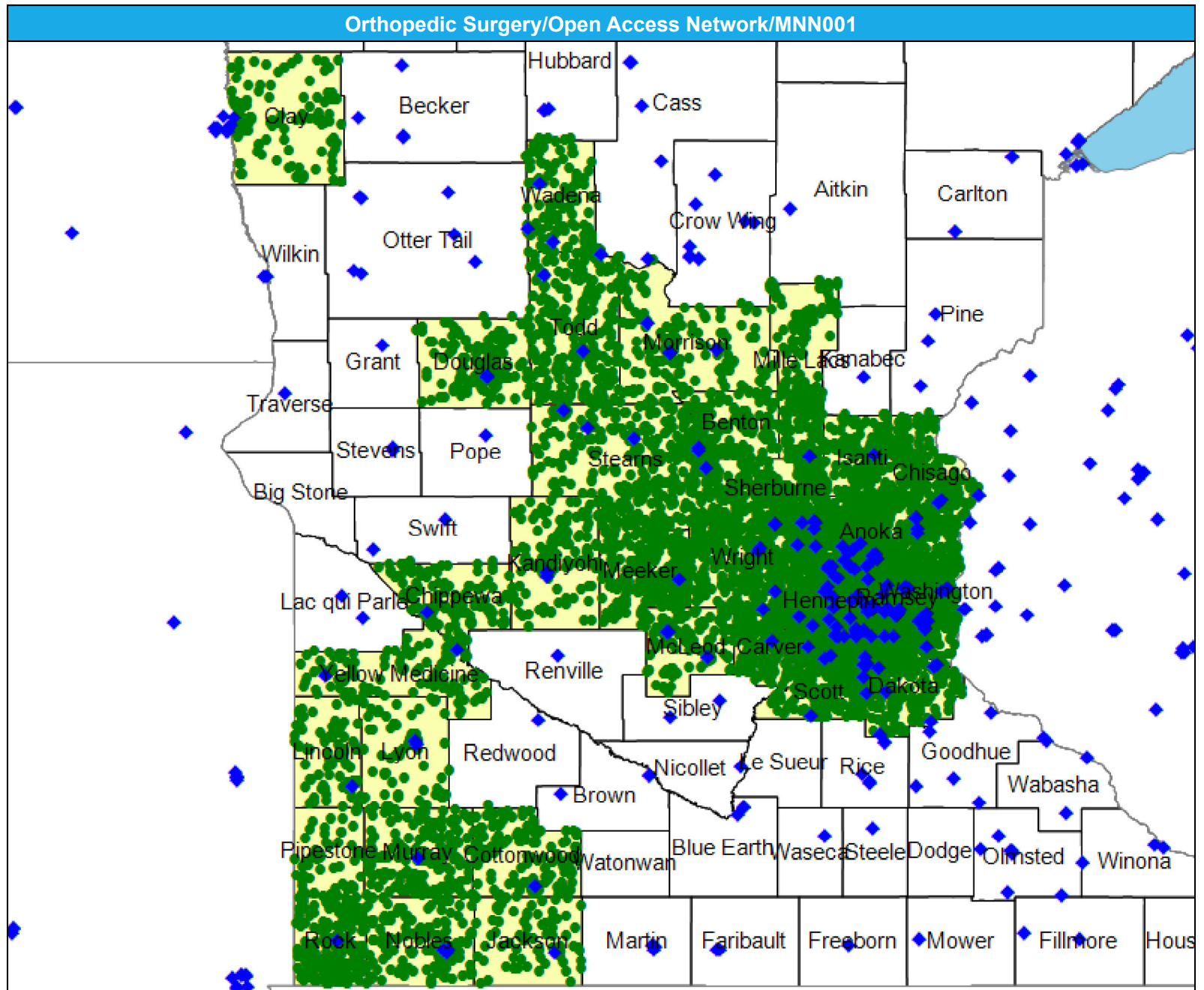
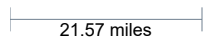
● Without access (0)

The Access Standard is defined as (National Proxy Census (Open Access)) eligibles accessing:

1 (Orthopedic Surgery) provider in 60 miles or 60 minutes

### Service Areas

■ Open Access



# Access Detail By County SSA

May 14, 2024

Created by...  
HealthPartners

**Access Analysis**

Orthopedic Surgery

**Eligible / Provider Groups**

National Proxy Census (Open Access)

Orthopedic Surgery

<sup>1</sup> The Access Standard is defined as (National Proxy Census (Open Access)) eligibles accessing:

1 (Orthopedic Surgery) provider in 60 miles or 60 minutes

Orthopedic Surgery/Open Access Network/MNN001									
State Name	County	County SSA	Eligible	With Access <sup>1</sup>		Without Access <sup>1</sup>		Average Distance	Average Time
			#	#	%	#	%	1	1
Minnesota	Anoka	24010	1,740	1,740	100.0	0	0.0	3.9	4.8
	Benton	24040	243	243	100.0	0	0.0	9.0	9.8
	Carver	24090	795	795	100.0	0	0.0	4.4	4.8
	Chippewa	24110	266	266	100.0	0	0.0	6.4	7.0
	Chisago	24120	271	271	100.0	0	0.0	7.6	8.2
	Clay	24130	324	324	100.0	0	0.0	7.4	8.4
	Cottonwood	24160	255	255	100.0	0	0.0	10.5	11.4
	Dakota	24180	1,818	1,818	100.0	0	0.0	3.2	4.1
	Douglas	24200	191	191	100.0	0	0.0	7.6	8.2
	Hennepin	24260	5,098	5,098	100.0	0	0.0	2.2	3.4
	Isanti	24290	226	226	100.0	0	0.0	7.4	8.0
	Jackson	24310	107	107	100.0	0	0.0	8.7	9.4
	Kandiyohi	24330	231	231	100.0	0	0.0	8.4	9.1
	Lincoln	24400	118	118	100.0	0	0.0	11.8	12.9
	Lyon	24410	136	136	100.0	0	0.0	8.3	9.1
	McLeod	24420	199	199	100.0	0	0.0	5.3	5.8
	Meeker	24460	512	512	100.0	0	0.0	12.7	13.9
	Mille Lacs	24470	305	305	100.0	0	0.0	15.5	16.8
	Morrison	24480	187	187	100.0	0	0.0	7.0	7.6
	Murray	24500	321	321	100.0	0	0.0	10.0	10.9
	Nobles	24520	268	268	100.0	0	0.0	7.8	8.5
	Pipestone	24580	106	106	100.0	0	0.0	21.3	23.2
	Ramsey	24610	2,586	2,586	100.0	0	0.0	2.3	3.7
	Rock	24660	440	440	100.0	0	0.0	6.8	7.3
	Scott	24690	601	601	100.0	0	0.0	5.2	5.8
	Sherburne	24700	498	498	100.0	0	0.0	5.8	6.3
	Stearns	24720	798	798	100.0	0	0.0	7.6	8.4
	Todd	24760	286	286	100.0	0	0.0	7.9	8.5
	Wadena	24790	167	167	100.0	0	0.0	6.1	6.6
	Washington	24810	1,030	1,030	100.0	0	0.0	3.2	3.8
Wright	24850	743	743	100.0	0	0.0	5.6	6.1	
Yellow Medicine	24860	199	199	100.0	0	0.0	8.0	8.7	
<b>Grand Totals</b>			<b>21,065</b>	<b>21,065</b>	<b>100.0</b>	<b>0</b>	<b>0.0</b>	<b>4.8</b>	<b>5.8</b>

# Otolaryngology/Open Access Network/MNN001

May 14, 2024

Created by...  
**HealthPartners**

### Otolaryngology

479 providers at 444 locations

◆ All providers

### Otolaryngology

Employee Group

National Proxy Census (Open Access)

Provider Group

Otolaryngology

21,065 eligible locations

● With access (21,065)

● Without access (0)

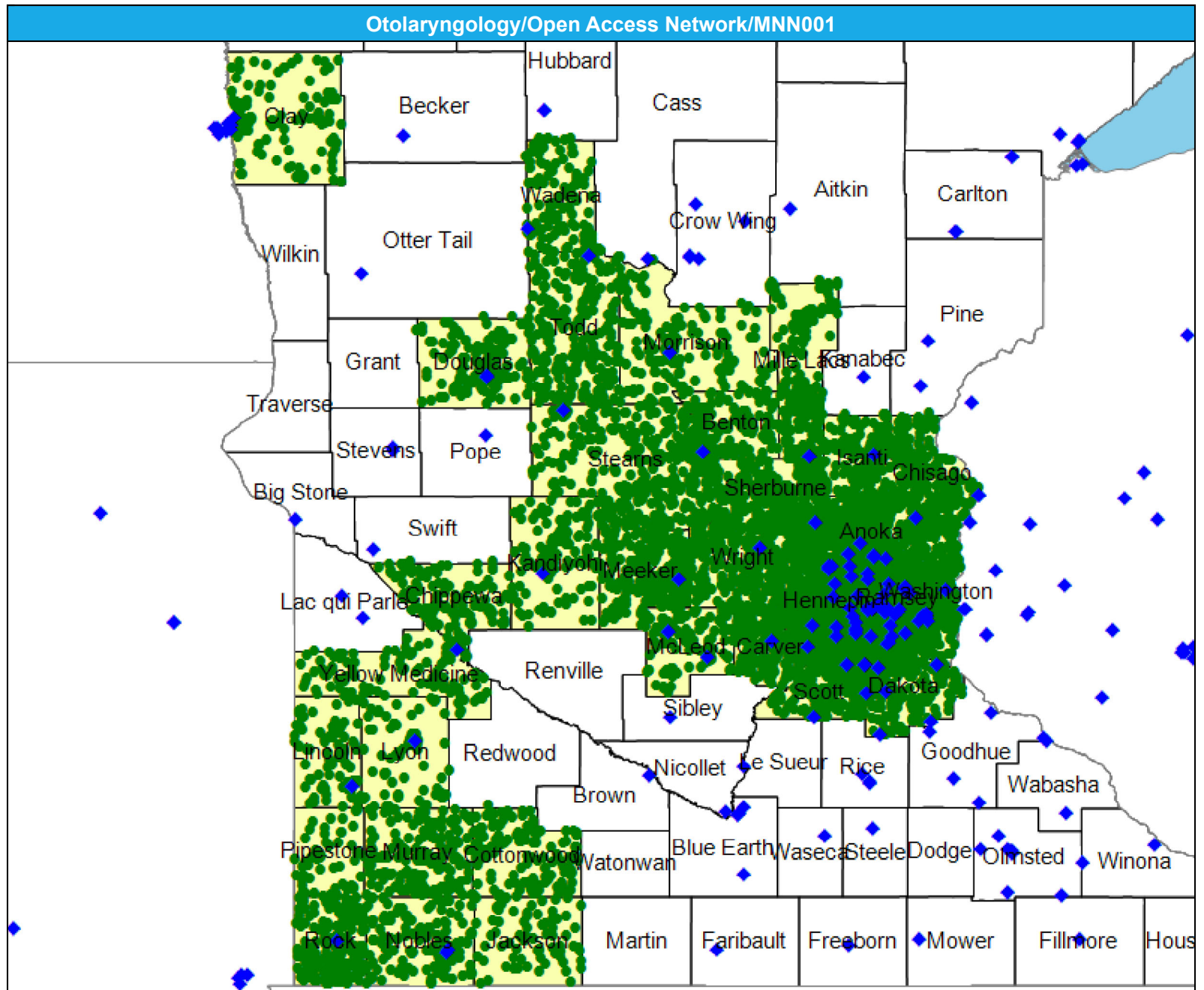
The Access Standard is defined as (National Proxy Census (Open Access)) eligibles accessing:

1 (Otolaryngology) provider in 60 miles or 60 minutes

### Service Areas

■ Open Access

21.57 miles





# Access Detail By County SSA

May 14, 2024

Created by...  
HealthPartners

**Access Analysis**

Otolaryngology

**Eligible / Provider Groups**

National Proxy Census (Open Access)

Otolaryngology

<sup>1</sup> The Access Standard is defined as (National Proxy Census (Open Access)) eligibles accessing:

1 (Otolaryngology) provider in 60 miles or 60 minutes

Otolaryngology/Open Access Network/MNN001									
State Name	County	County SSA	Eligible	With Access <sup>1</sup>		Without Access <sup>1</sup>		Average Distance	Average Time
			#	#	%	#	%	1	1
Minnesota	Anoka	24010	1,740	1,740	100.0	0	0.0	4.2	5.2
	Benton	24040	243	243	100.0	0	0.0	9.1	10.7
	Carver	24090	795	795	100.0	0	0.0	5.0	5.5
	Chippewa	24110	266	266	100.0	0	0.0	15.2	16.5
	Chisago	24120	271	271	100.0	0	0.0	9.6	10.4
	Clay	24130	324	324	100.0	0	0.0	9.4	10.8
	Cottonwood	24160	255	255	100.0	0	0.0	36.6	39.9
	Dakota	24180	1,818	1,818	100.0	0	0.0	3.0	3.9
	Douglas	24200	191	191	100.0	0	0.0	8.1	8.8
	Hennepin	24260	5,098	5,098	100.0	0	0.0	2.8	4.3
	Isanti	24290	226	226	100.0	0	0.0	7.4	8.0
	Jackson	24310	107	107	100.0	0	0.0	22.1	24.1
	Kandiyohi	24330	231	231	100.0	0	0.0	9.3	10.1
	Lincoln	24400	118	118	100.0	0	0.0	14.1	15.4
	Lyon	24410	136	136	100.0	0	0.0	8.7	9.4
	McLeod	24420	199	199	100.0	0	0.0	5.9	6.4
	Meeker	24460	512	512	100.0	0	0.0	13.1	14.3
	Mille Lacs	24470	305	305	100.0	0	0.0	15.9	17.4
	Morrison	24480	187	187	100.0	0	0.0	10.7	11.6
	Murray	24500	321	321	100.0	0	0.0	24.9	27.1
	Nobles	24520	268	268	100.0	0	0.0	8.4	9.1
	Pipestone	24580	106	106	100.0	0	0.0	21.4	23.3
	Ramsey	24610	2,586	2,586	100.0	0	0.0	2.1	3.4
	Rock	24660	440	440	100.0	0	0.0	7.2	7.8
	Scott	24690	601	601	100.0	0	0.0	5.9	6.6
	Sherburne	24700	498	498	100.0	0	0.0	8.3	9.1
	Stearns	24720	798	798	100.0	0	0.0	11.5	13.3
	Todd	24760	286	286	100.0	0	0.0	14.0	15.2
	Wadena	24790	167	167	100.0	0	0.0	9.1	9.8
	Washington	24810	1,030	1,030	100.0	0	0.0	4.3	5.1
Wright	24850	743	743	100.0	0	0.0	9.5	10.4	
Yellow Medicine	24860	199	199	100.0	0	0.0	14.1	15.4	
<b>Grand Totals</b>			<b>21,065</b>	<b>21,065</b>	<b>100.0</b>	<b>0</b>	<b>0.0</b>	<b>6.4</b>	<b>7.6</b>

# Outpatient Infusion/Chemotherapy/Open Access Network/MNN001

May 14, 2024

Created by...  
**HealthPartners**

### Outpatient Infusion/Chemotherapy

317 providers at 343 locations  
◆ All providers

### Outpatient Infusion/Chemotherapy

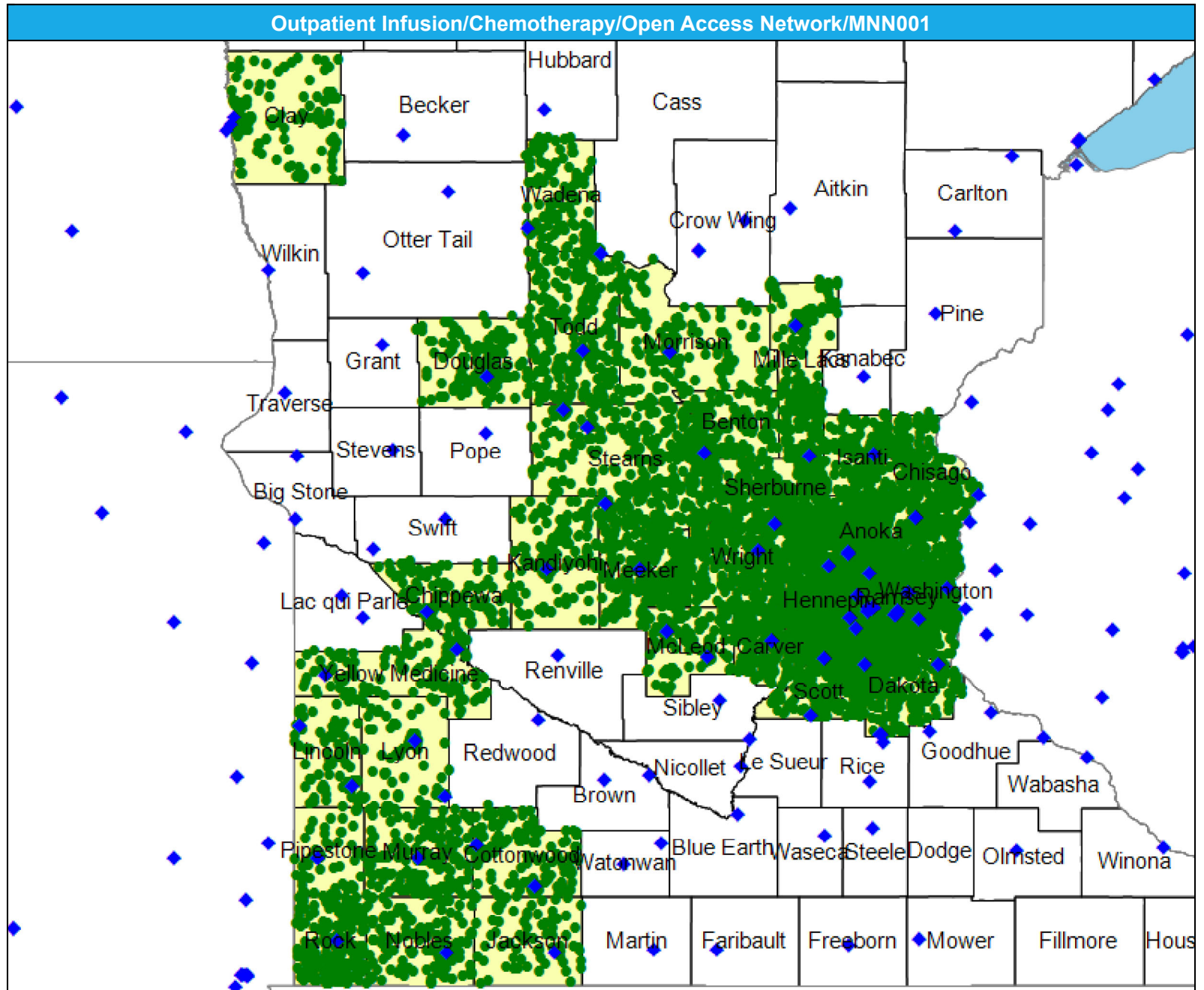
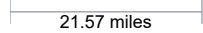
Employee Group  
National Proxy Census (Open Access)

Provider Group  
Outpatient Infusion/Chemotherapy

21,065 eligible locations  
● With access (21,065)  
● Without access (0)

The Access Standard is defined as (National Proxy Census (Open Access)) eligibles accessing:  
1 (Outpatient Infusion/Chemotherapy) provider in 60 miles or 60 minutes

Service Areas  
■ Open Access



# Access Detail By County SSA

May 14, 2024

Created by...  
HealthPartners

**Access Analysis**

Outpatient  
Infusion/Chemotherapy

**Eligible / Provider Groups**

National Proxy Census (Open  
Access)

Outpatient  
Infusion/Chemotherapy

<sup>1</sup> The Access Standard is defined  
as (National Proxy Census  
(Open Access)) eligibles  
accessing:

1 (Outpatient  
Infusion/Chemotherapy)  
provider in 60 miles or 60  
minutes

Outpatient Infusion/Chemotherapy/Open Access Network/MNN001									
State Name	County	County SSA	Eligible	With Access <sup>1</sup>		Without Access <sup>1</sup>		Average Distance	Average Time
			#	#	%	#	%	1	1
Minnesota	Anoka	24010	1,740	1,740	100.0	0	0.0	6.5	8.6
	Benton	24040	243	243	100.0	0	0.0	9.0	10.5
	Carver	24090	795	795	100.0	0	0.0	7.8	8.6
	Chippewa	24110	266	266	100.0	0	0.0	6.5	7.0
	Chisago	24120	271	271	100.0	0	0.0	10.2	11.1
	Clay	24130	324	324	100.0	0	0.0	9.3	10.5
	Cottonwood	24160	255	255	100.0	0	0.0	7.1	7.7
	Dakota	24180	1,818	1,818	100.0	0	0.0	6.2	8.1
	Douglas	24200	191	191	100.0	0	0.0	7.8	8.4
	Hennepin	24260	5,098	5,098	100.0	0	0.0	4.7	7.2
	Isanti	24290	226	226	100.0	0	0.0	7.4	8.1
	Jackson	24310	107	107	100.0	0	0.0	8.7	9.4
	Kandiyohi	24330	231	231	100.0	0	0.0	7.4	8.0
	Lincoln	24400	118	118	100.0	0	0.0	7.4	8.0
	Lyon	24410	136	136	100.0	0	0.0	5.8	6.3
	McLeod	24420	199	199	100.0	0	0.0	6.1	6.6
	Meeker	24460	512	512	100.0	0	0.0	8.7	9.4
	Mille Lacs	24470	305	305	100.0	0	0.0	10.5	11.4
	Morrison	24480	187	187	100.0	0	0.0	10.4	11.3
	Murray	24500	321	321	100.0	0	0.0	8.8	9.5
	Nobles	24520	268	268	100.0	0	0.0	8.3	9.0
	Pipestone	24580	106	106	100.0	0	0.0	6.7	7.2
	Ramsey	24610	2,586	2,586	100.0	0	0.0	3.5	5.7
	Rock	24660	440	440	100.0	0	0.0	7.0	7.6
	Scott	24690	601	601	100.0	0	0.0	6.4	7.2
	Sherburne	24700	498	498	100.0	0	0.0	9.0	9.9
	Stearns	24720	798	798	100.0	0	0.0	8.0	9.1
	Todd	24760	286	286	100.0	0	0.0	9.3	10.2
Wadena	24790	167	167	100.0	0	0.0	9.4	10.2	
Washington	24810	1,030	1,030	100.0	0	0.0	5.1	6.1	
Wright	24850	743	743	100.0	0	0.0	9.7	10.7	
Yellow Medicine	24860	199	199	100.0	0	0.0	8.0	8.7	
<b>Grand Totals</b>			<b>21,065</b>	<b>21,065</b>	<b>100.0</b>	<b>0</b>	<b>0.0</b>	<b>6.3</b>	<b>7.9</b>

# Pediatric Specialty/Open Access Network/MNN001

May 15, 2024

Created by...  
**HealthPartners**

### Pediatric Specialty

1,770 providers at 837 locations

◆ All providers

### Pediatric Specialty

Employee Group

National Proxy Census (Open Access)

Provider Group

Pediatric Specialty

21,065 eligible locations

● With access (21,065)

● Without access (0)

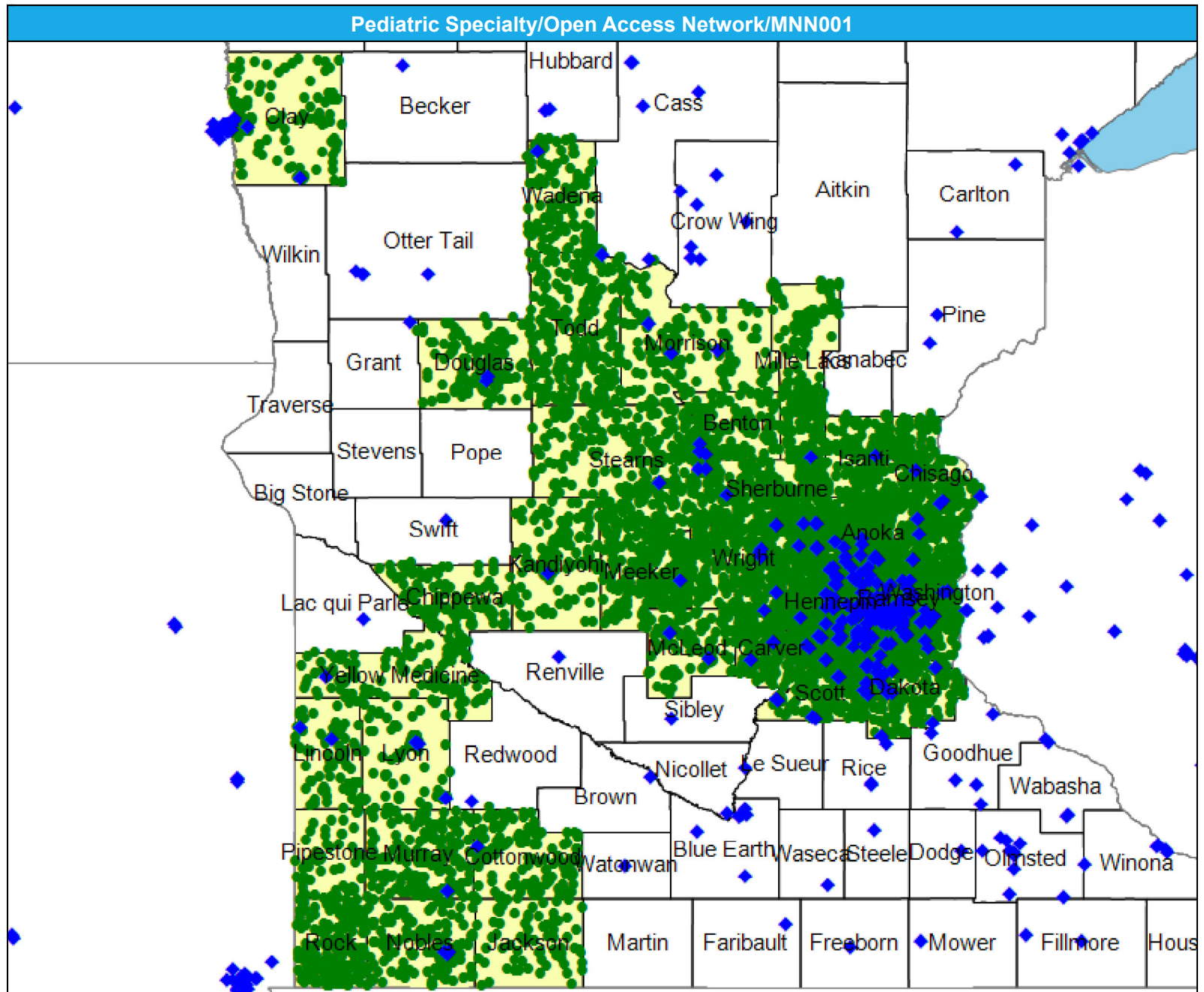
The Access Standard is defined as (National Proxy Census (Open Access)) eligibles accessing:

1 (Pediatric Specialty) provider in 60 miles or 60 minutes

### Service Areas

■ Open Access

21.57 miles





# Access Detail By County SSA

May 15, 2024

Created by...  
HealthPartners

**Access Analysis**

Pediatric Specialty

**Eligible / Provider Groups**

National Proxy Census (Open Access)

Pediatric Specialty

<sup>1</sup> The Access Standard is defined as (National Proxy Census (Open Access)) eligibles accessing:

1 (Pediatric Specialty) provider in 60 miles or 60 minutes

Pediatric Specialty/Open Access Network/MNN001									
State Name	County	County SSA	Eligible	With Access <sup>1</sup>		Without Access <sup>1</sup>		Average Distance	Average Time
			#	#	%	#	%	1	1
Minnesota	Anoka	24010	1,740	1,740	100.0	0	0.0	3.3	4.1
	Benton	24040	243	243	100.0	0	0.0	8.0	8.8
	Carver	24090	795	795	100.0	0	0.0	3.0	3.3
	Chippewa	24110	266	266	100.0	0	0.0	20.4	22.2
	Chisago	24120	271	271	100.0	0	0.0	5.7	6.2
	Clay	24130	324	324	100.0	0	0.0	5.9	6.6
	Cottonwood	24160	255	255	100.0	0	0.0	16.9	18.4
	Dakota	24180	1,818	1,818	100.0	0	0.0	2.2	2.7
	Douglas	24200	191	191	100.0	0	0.0	7.1	7.7
	Hennepin	24260	5,098	5,098	100.0	0	0.0	1.6	2.5
	Isanti	24290	226	226	100.0	0	0.0	6.9	7.5
	Jackson	24310	107	107	100.0	0	0.0	25.5	27.7
	Kandiyohi	24330	231	231	100.0	0	0.0	8.6	9.3
	Lincoln	24400	118	118	100.0	0	0.0	9.6	10.5
	Lyon	24410	136	136	100.0	0	0.0	6.2	6.8
	McLeod	24420	199	199	100.0	0	0.0	5.4	5.8
	Meeker	24460	512	512	100.0	0	0.0	11.8	12.8
	Mille Lacs	24470	305	305	100.0	0	0.0	16.5	18.0
	Morrison	24480	187	187	100.0	0	0.0	7.3	8.0
	Murray	24500	321	321	100.0	0	0.0	12.4	13.5
	Nobles	24520	268	268	100.0	0	0.0	8.6	9.3
	Pipestone	24580	106	106	100.0	0	0.0	30.2	32.9
	Ramsey	24610	2,586	2,586	100.0	0	0.0	1.3	2.0
	Rock	24660	440	440	100.0	0	0.0	21.1	23.0
	Scott	24690	601	601	100.0	0	0.0	3.6	4.0
	Sherburne	24700	498	498	100.0	0	0.0	5.4	5.9
	Stearns	24720	798	798	100.0	0	0.0	10.0	11.0
	Todd	24760	286	286	100.0	0	0.0	17.9	19.5
	Wadena	24790	167	167	100.0	0	0.0	14.6	15.8
	Washington	24810	1,030	1,030	100.0	0	0.0	2.7	3.2
Wright	24850	743	743	100.0	0	0.0	5.1	5.5	
Yellow Medicine	24860	199	199	100.0	0	0.0	17.3	18.8	
<b>Grand Totals</b>			<b>21,065</b>	<b>21,065</b>	<b>100.0</b>	<b>0</b>	<b>0.0</b>	<b>5.3</b>	<b>6.1</b>

# Physical Therapy, Occupational Therapy, and/or Speech Therapy Services/Open Access/MNN001

May 14, 2024

Created by...  
**HealthPartners**

### Physical Therapy, Occupational Therapy, and/or Speech Therapy Services

12,808 providers at 2,322 locations

◆ All providers

### Physical Therapy, Occupational Therapy Speech Therapy

Employee Group

National Proxy Census (Open Access)

Provider Group

Physical Therapy, Occupational Therapy, and/or Speech Therapy Services

21,065 eligible locations

● With access (21,065)

● Without access (0)

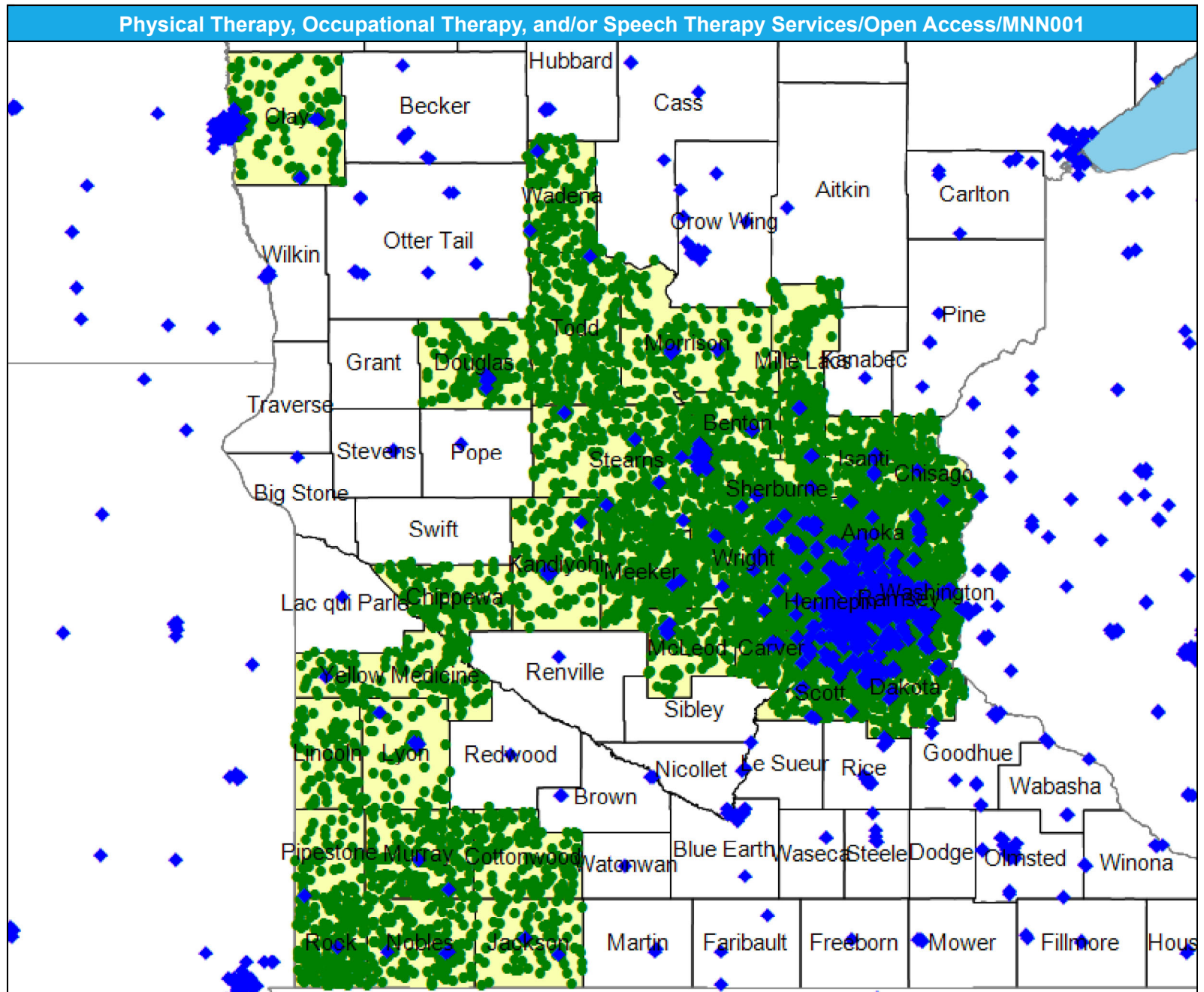
The Access Standard is defined as (National Proxy Census (Open Access)) eligibles accessing:

1 (Physical Therapy, Occupational Therapy, and/or Speech Therapy Services) provider in 60 miles or 60 minutes

### Service Areas

■ Open Access

21.57 miles



# Access Detail By County SSA

May 14, 2024

Created by...  
HealthPartners

**Access Analysis**

Physical Therapy, Occupation  
Therapy Speech Therapy

**Eligible / Provider Groups**

National Proxy Census (Open  
Access)  
Physical Therapy,  
Occupational Therapy, and/or  
Speech Therapy Services

<sup>1</sup> The Access Standard is defined  
as (National Proxy Census  
(Open Access)) eligibles  
accessing:

1 (Physical Therapy,  
Occupational Therapy, and/or  
Speech Therapy Services)  
provider in 60 miles or 60  
minutes

Physical Therapy, Occupational Therapy, and/or Speech Therapy Services/Open Access/MNN001									
State Name	County	County SSA	Eligible	With Access <sup>1</sup>		Without Access <sup>1</sup>		Average Distance	Average Time
			#	#	%	#	%	1	1
Minnesota	Anoka	24010	1,740	1,740	100.0	0	0.0	1.9	2.3
	Benton	24040	243	243	100.0	0	0.0	4.6	5.0
	Carver	24090	795	795	100.0	0	0.0	3.0	3.3
	Chippewa	24110	266	266	100.0	0	0.0	24.9	27.2
	Chisago	24120	271	271	100.0	0	0.0	5.3	5.8
	Clay	24130	324	324	100.0	0	0.0	3.3	3.6
	Cottonwood	24160	255	255	100.0	0	0.0	16.9	18.4
	Dakota	24180	1,818	1,818	100.0	0	0.0	1.7	2.1
	Douglas	24200	191	191	100.0	0	0.0	7.1	7.7
	Hennepin	24260	5,098	5,098	100.0	0	0.0	1.1	1.7
	Isanti	24290	226	226	100.0	0	0.0	4.8	5.2
	Jackson	24310	107	107	100.0	0	0.0	6.7	7.2
	Kandiyohi	24330	231	231	100.0	0	0.0	5.7	6.2
	Lincoln	24400	118	118	100.0	0	0.0	20.9	22.7
	Lyon	24410	136	136	100.0	0	0.0	7.7	8.3
	McLeod	24420	199	199	100.0	0	0.0	8.8	9.5
	Meeker	24460	512	512	100.0	0	0.0	9.6	10.5
	Mille Lacs	24470	305	305	100.0	0	0.0	10.2	11.1
	Morrison	24480	187	187	100.0	0	0.0	8.2	8.9
	Murray	24500	321	321	100.0	0	0.0	7.7	8.4
	Nobles	24520	268	268	100.0	0	0.0	5.4	5.8
	Pipestone	24580	106	106	100.0	0	0.0	14.5	15.8
	Ramsey	24610	2,586	2,586	100.0	0	0.0	0.9	1.4
	Rock	24660	440	440	100.0	0	0.0	5.7	6.2
	Scott	24690	601	601	100.0	0	0.0	2.4	2.6
	Sherburne	24700	498	498	100.0	0	0.0	3.0	3.3
	Stearns	24720	798	798	100.0	0	0.0	4.2	4.5
	Todd	24760	286	286	100.0	0	0.0	14.1	15.3
	Wadena	24790	167	167	100.0	0	0.0	6.3	6.8
	Washington	24810	1,030	1,030	100.0	0	0.0	2.0	2.4
Wright	24850	743	743	100.0	0	0.0	2.8	3.0	
Yellow Medicine	24860	199	199	100.0	0	0.0	17.1	18.6	
<b>Grand Totals</b>			<b>21,065</b>	<b>21,065</b>	<b>100.0</b>	<b>0</b>	<b>0.0</b>	<b>3.7</b>	<b>4.2</b>

# Physical Medicine and Rehabilitation and Occupational Medicine/Open Access/MNN001

May 14, 2024

Created by...  
**HealthPartners**

### Physical Medicine and Rehabilitation and Occupational Medicine

4,083 providers at 1,522 locations

◆ All providers

### Physical Medicine and Rehab and Occupational Medicine

Employee Group

National Proxy Census (Open Access)

Provider Group

Physical Medicine and Rehabilitation and Occupational Medicine

21,065 eligible locations

● With access (21,065)

● Without access (0)

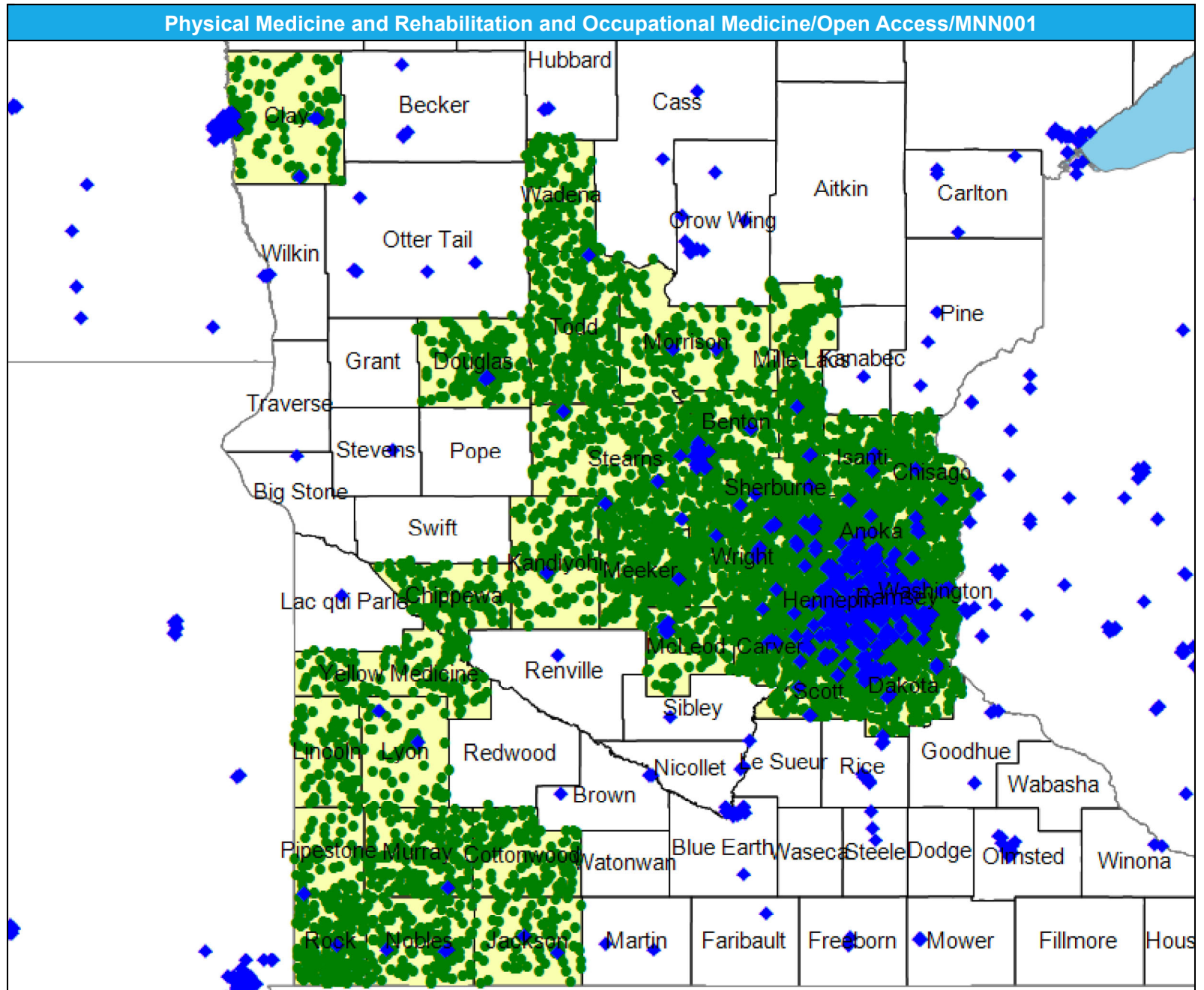
The Access Standard is defined as (National Proxy Census (Open Access)) eligibles accessing:

- 1 (Physical Medicine and Rehabilitation and Occupational Medicine) provider in 60 miles or 60 minutes

### Service Areas

■ Open Access

21.57 miles





# Access Detail By County SSA

May 14, 2024

Created by...  
HealthPartners

**Access Analysis**

Physical Medicine and Rehab  
and Occupational Medicine

**Eligible / Provider Groups**

National Proxy Census (Open  
Access)

Physical Medicine and  
Rehabilitation and  
Occupational Medicine

<sup>1</sup> The Access Standard is defined  
as (National Proxy Census  
(Open Access)) eligibles  
accessing:

<sup>1</sup> (Physical Medicine and  
Rehabilitation and Occupational  
Medicine) provider in 60 miles  
or 60 minutes

Physical Medicine and Rehabilitation and Occupational Medicine/Open Access/MNN001									
State Name	County	County SSA	Eligible	With Access <sup>1</sup>		Without Access <sup>1</sup>		Average Distance	Average Time
			#	#	%	#	%	1	1
Minnesota	Anoka	24010	1,740	1,740	100.0	0	0.0	2.1	2.5
	Benton	24040	243	243	100.0	0	0.0	4.5	4.9
	Carver	24090	795	795	100.0	0	0.0	3.1	3.5
	Chippewa	24110	266	266	100.0	0	0.0	25.0	27.2
	Chisago	24120	271	271	100.0	0	0.0	5.3	5.8
	Clay	24130	324	324	100.0	0	0.0	4.2	4.6
	Cottonwood	24160	255	255	100.0	0	0.0	18.0	19.6
	Dakota	24180	1,818	1,818	100.0	0	0.0	2.1	2.5
	Douglas	24200	191	191	100.0	0	0.0	7.7	8.3
	Hennepin	24260	5,098	5,098	100.0	0	0.0	1.3	2.0
	Isanti	24290	226	226	100.0	0	0.0	5.0	5.4
	Jackson	24310	107	107	100.0	0	0.0	6.7	7.2
	Kandiyohi	24330	231	231	100.0	0	0.0	7.6	8.2
	Lincoln	24400	118	118	100.0	0	0.0	21.9	23.8
	Lyon	24410	136	136	100.0	0	0.0	8.2	8.9
	McLeod	24420	199	199	100.0	0	0.0	8.7	9.5
	Meeker	24460	512	512	100.0	0	0.0	10.1	11.0
	Mille Lacs	24470	305	305	100.0	0	0.0	10.6	11.5
	Morrison	24480	187	187	100.0	0	0.0	8.9	9.7
	Murray	24500	321	321	100.0	0	0.0	14.3	15.6
	Nobles	24520	268	268	100.0	0	0.0	5.4	5.9
	Pipestone	24580	106	106	100.0	0	0.0	14.9	16.2
	Ramsey	24610	2,586	2,586	100.0	0	0.0	1.1	1.9
	Rock	24660	440	440	100.0	0	0.0	5.7	6.2
	Scott	24690	601	601	100.0	0	0.0	3.2	3.5
	Sherburne	24700	498	498	100.0	0	0.0	3.6	3.8
	Stearns	24720	798	798	100.0	0	0.0	5.1	5.6
	Todd	24760	286	286	100.0	0	0.0	14.5	15.7
Wadena	24790	167	167	100.0	0	0.0	16.6	18.1	
Washington	24810	1,030	1,030	100.0	0	0.0	2.3	2.7	
Wright	24850	743	743	100.0	0	0.0	3.7	4.0	
Yellow Medicine	24860	199	199	100.0	0	0.0	22.8	24.8	
<b>Grand Totals</b>			<b>21,065</b>	<b>21,065</b>	<b>100.0</b>	<b>0</b>	<b>0.0</b>	<b>4.2</b>	<b>4.9</b>

# Podiatry/Open Access Network/MNN001

May 14, 2024

Created by...  
**HealthPartners**

### Podiatry

537 providers at 855 locations

◆ All providers

### Podiatry

Employee Group

National Proxy Census (Open Access)

Provider Group

Podiatry

21,065 eligible locations

● With access (21,065)

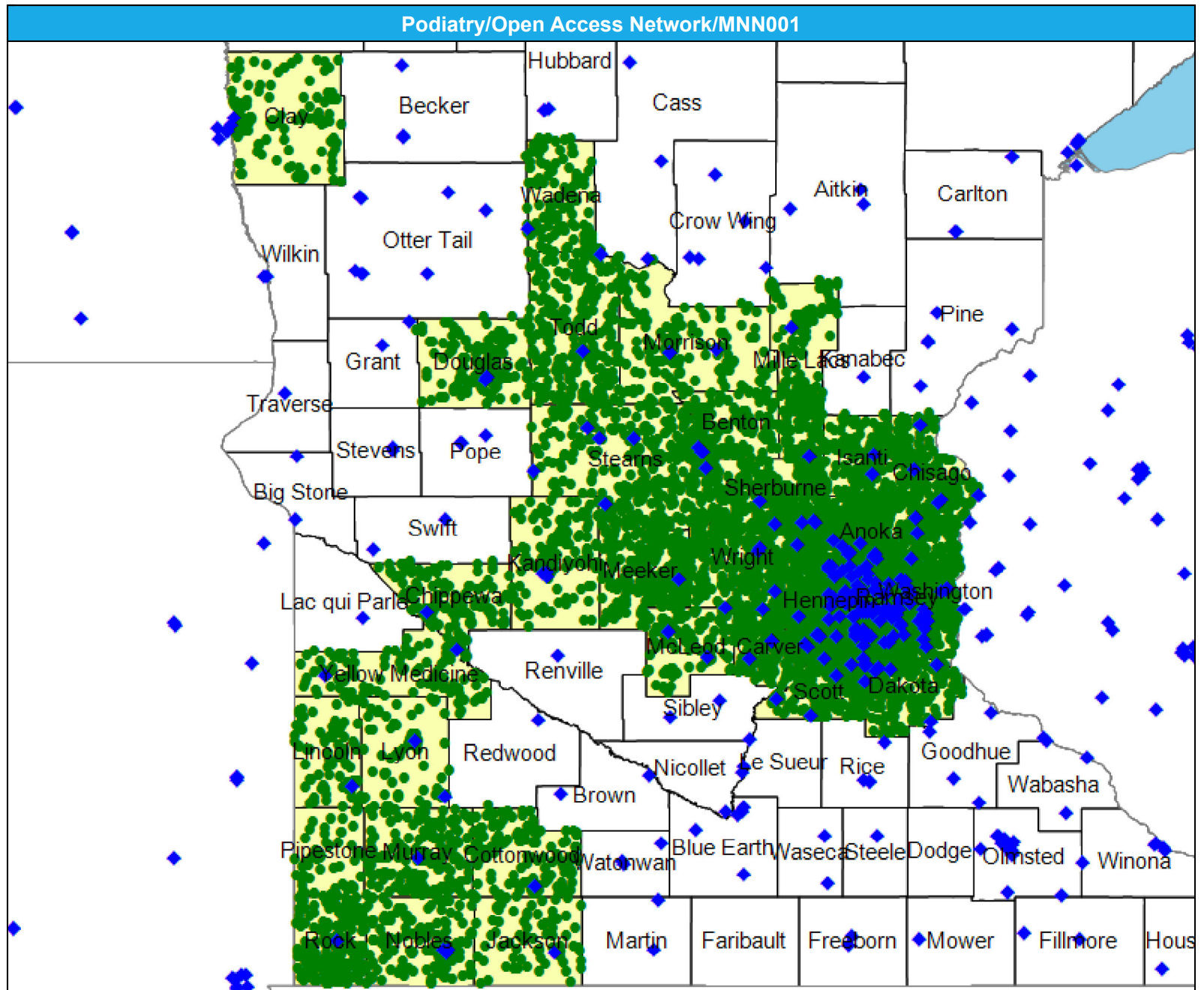
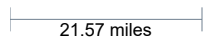
● Without access (0)

The Access Standard is defined as (National Proxy Census (Open Access)) eligibles accessing:

1 (Podiatry) provider in 60 miles or 60 minutes

### Service Areas

■ Open Access



# Access Detail By County SSA

May 14, 2024

Created by...  
HealthPartners

**Access Analysis**

Podiatry

**Eligible / Provider Groups**

National Proxy Census (Open Access)

Podiatry

<sup>1</sup> The Access Standard is defined as (National Proxy Census (Open Access)) eligibles accessing:

<sup>1</sup> (Podiatry) provider in 60 miles or 60 minutes

Podiatry/Open Access Network/MNN001									
State Name	County	County SSA	Eligible	With Access <sup>1</sup>		Without Access <sup>1</sup>		Average Distance	Average Time
			#	#	%	#	%	1	1
Minnesota	Anoka	24010	1,740	1,740	100.0	0	0.0	3.4	4.1
	Benton	24040	243	243	100.0	0	0.0	8.4	9.3
	Carver	24090	795	795	100.0	0	0.0	2.9	3.3
	Chippewa	24110	266	266	100.0	0	0.0	6.4	6.9
	Chisago	24120	271	271	100.0	0	0.0	4.0	4.4
	Clay	24130	324	324	100.0	0	0.0	8.3	9.4
	Cottonwood	24160	255	255	100.0	0	0.0	10.1	11.0
	Dakota	24180	1,818	1,818	100.0	0	0.0	2.8	3.4
	Douglas	24200	191	191	100.0	0	0.0	7.1	7.7
	Hennepin	24260	5,098	5,098	100.0	0	0.0	1.9	2.8
	Isanti	24290	226	226	100.0	0	0.0	5.6	6.0
	Jackson	24310	107	107	100.0	0	0.0	8.7	9.5
	Kandiyohi	24330	231	231	100.0	0	0.0	7.1	7.6
	Lincoln	24400	118	118	100.0	0	0.0	11.9	12.9
	Lyon	24410	136	136	100.0	0	0.0	5.8	6.3
	McLeod	24420	199	199	100.0	0	0.0	4.3	4.6
	Meeker	24460	512	512	100.0	0	0.0	11.3	12.3
	Mille Lacs	24470	305	305	100.0	0	0.0	10.3	11.2
	Morrison	24480	187	187	100.0	0	0.0	7.8	8.5
	Murray	24500	321	321	100.0	0	0.0	9.4	10.2
	Nobles	24520	268	268	100.0	0	0.0	8.1	8.8
	Pipestone	24580	106	106	100.0	0	0.0	21.4	23.3
	Ramsey	24610	2,586	2,586	100.0	0	0.0	1.5	2.5
	Rock	24660	440	440	100.0	0	0.0	7.2	7.8
	Scott	24690	601	601	100.0	0	0.0	3.5	3.8
	Sherburne	24700	498	498	100.0	0	0.0	4.7	5.1
	Stearns	24720	798	798	100.0	0	0.0	6.2	6.8
	Todd	24760	286	286	100.0	0	0.0	10.0	10.9
	Wadena	24790	167	167	100.0	0	0.0	9.3	10.1
	Washington	24810	1,030	1,030	100.0	0	0.0	2.6	3.1
Wright	24850	743	743	100.0	0	0.0	5.4	5.8	
Yellow Medicine	24860	199	199	100.0	0	0.0	8.0	8.7	
<b>Grand Totals</b>			<b>21,065</b>	<b>21,065</b>	<b>100.0</b>	<b>0</b>	<b>0.0</b>	<b>4.2</b>	<b>4.9</b>

# Pulmonary Disease/Open Access Network/MNN001

May 14, 2024

Created by...  
**HealthPartners**

### Pulmonary Disease

585 providers at 359 locations

◆ All providers

### Pulmonary Disease

Employee Group

National Proxy Census (Open Access)

Provider Group

Pulmonary Disease

21,065 eligible locations

● With access (21,065)

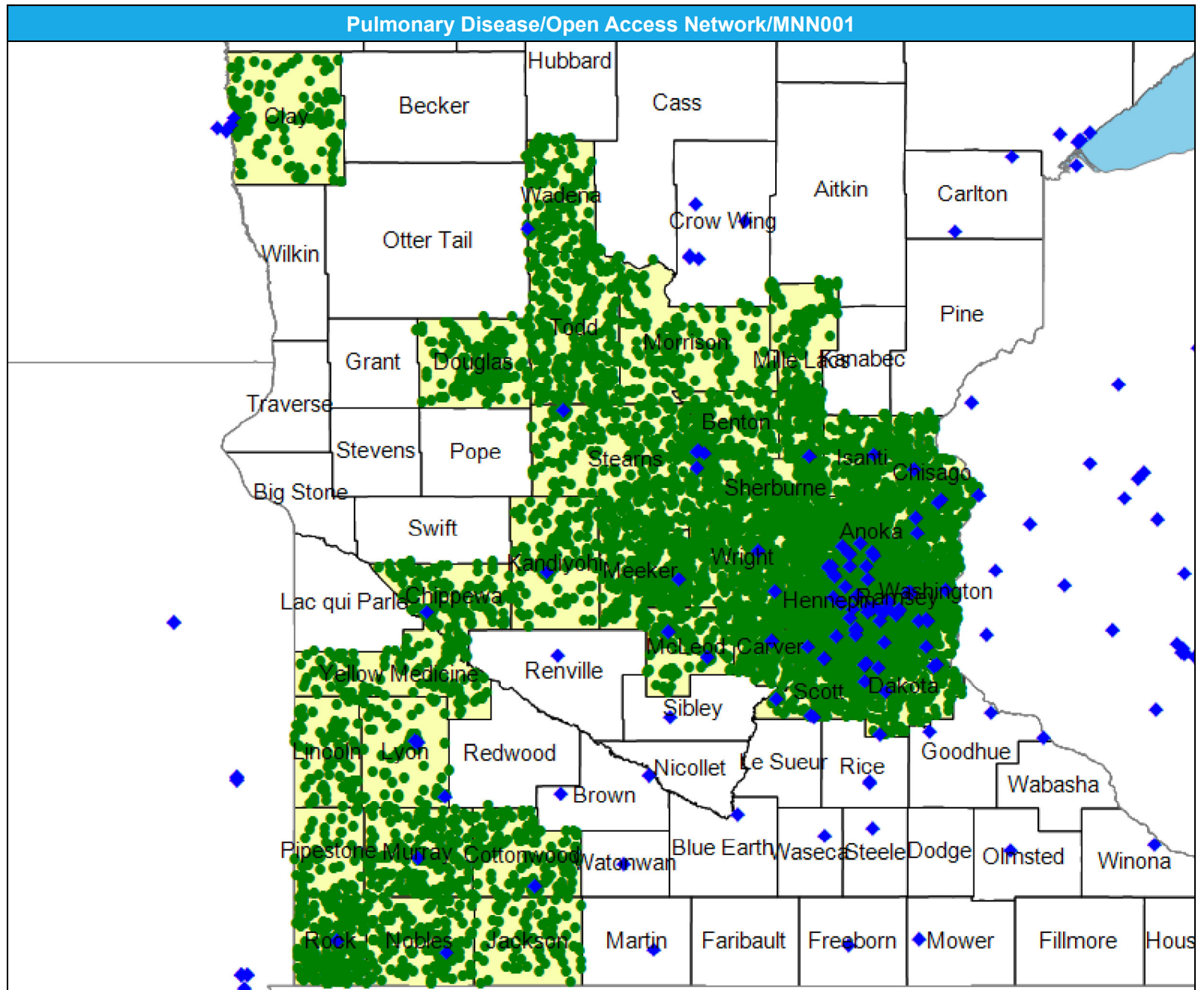
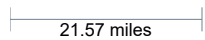
● Without access (0)

The Access Standard is defined as (National Proxy Census (Open Access)) eligibles accessing:

1 (Pulmonary Disease) provider in 60 miles or 60 minutes

### Service Areas

■ Open Access





# Access Detail By County SSA

May 14, 2024

Created by...  
HealthPartners

**Access Analysis**

Pulmonary Disease

**Eligible / Provider Groups**

National Proxy Census (Open Access)

Pulmonary Disease

<sup>1</sup> The Access Standard is defined as (National Proxy Census (Open Access)) eligibles accessing:

<sup>1</sup> (Pulmonary Disease) provider in 60 miles or 60 minutes

Pulmonary Disease/Open Access Network/MNN001									
State Name	County	County SSA	Eligible	With Access <sup>1</sup>		Without Access <sup>1</sup>		Average Distance	Average Time
			#	#	%	#	%	1	1
Minnesota	Anoka	24010	1,740	1,740	100.0	0	0.0	4.3	5.2
	Benton	24040	243	243	100.0	0	0.0	8.9	10.4
	Carver	24090	795	795	100.0	0	0.0	5.3	5.8
	Chippewa	24110	266	266	100.0	0	0.0	8.5	9.2
	Chisago	24120	271	271	100.0	0	0.0	5.7	6.1
	Clay	24130	324	324	100.0	0	0.0	10.0	11.5
	Cottonwood	24160	255	255	100.0	0	0.0	10.1	11.0
	Dakota	24180	1,818	1,818	100.0	0	0.0	3.6	4.6
	Douglas	24200	191	191	100.0	0	0.0	29.4	32.1
	Hennepin	24260	5,098	5,098	100.0	0	0.0	3.1	4.6
	Isanti	24290	226	226	100.0	0	0.0	7.0	7.6
	Jackson	24310	107	107	100.0	0	0.0	17.7	19.3
	Kandiyohi	24330	231	231	100.0	0	0.0	8.6	9.4
	Lincoln	24400	118	118	100.0	0	0.0	25.3	27.5
	Lyon	24410	136	136	100.0	0	0.0	6.5	7.0
	McLeod	24420	199	199	100.0	0	0.0	5.9	6.4
	Meeker	24460	512	512	100.0	0	0.0	13.0	14.1
	Mille Lacs	24470	305	305	100.0	0	0.0	18.9	20.6
	Morrison	24480	187	187	100.0	0	0.0	25.5	28.3
	Murray	24500	321	321	100.0	0	0.0	9.6	10.4
	Nobles	24520	268	268	100.0	0	0.0	8.5	9.2
	Pipestone	24580	106	106	100.0	0	0.0	23.7	25.8
	Ramsey	24610	2,586	2,586	100.0	0	0.0	2.6	4.1
	Rock	24660	440	440	100.0	0	0.0	7.2	7.8
	Scott	24690	601	601	100.0	0	0.0	4.9	5.5
	Sherburne	24700	498	498	100.0	0	0.0	12.5	13.7
	Stearns	24720	798	798	100.0	0	0.0	9.8	10.9
	Todd	24760	286	286	100.0	0	0.0	19.9	21.7
	Wadena	24790	167	167	100.0	0	0.0	13.0	14.1
	Washington	24810	1,030	1,030	100.0	0	0.0	3.7	4.4
Wright	24850	743	743	100.0	0	0.0	9.4	10.3	
Yellow Medicine	24860	199	199	100.0	0	0.0	24.5	26.6	
<b>Grand Totals</b>			<b>21,065</b>	<b>21,065</b>	<b>100.0</b>	<b>0</b>	<b>0.0</b>	<b>6.5</b>	<b>7.7</b>

# Radiology and Nuclear Medicine/Open Access Network/MNN001

May 14, 2024

Created by...  
**HealthPartners**

### Radiology and Nuclear Medicine

3,620 providers at 917 locations

◆ All providers

### Radiology and Nuclear Medicine

Employee Group

National Proxy Census (Open Access)

Provider Group

Radiology and Nuclear Medicine

21,065 eligible locations

● With access (21,065)

● Without access (0)

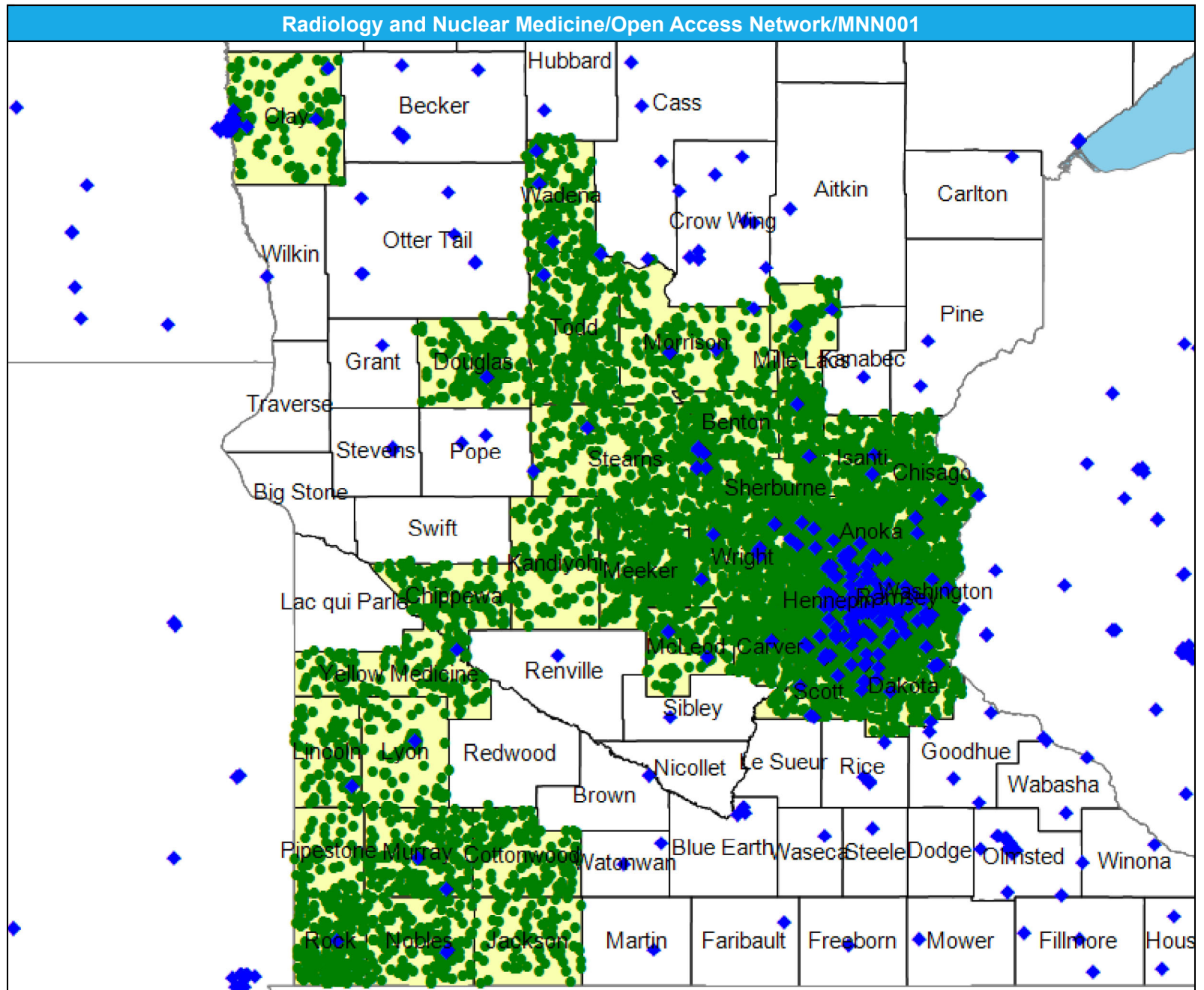
The Access Standard is defined as (National Proxy Census (Open Access)) eligibles accessing:

1 (Radiology and Nuclear Medicine) provider in 60 miles or 60 minutes

### Service Areas

■ Open Access

21.57 miles



# Access Detail By County SSA

May 14, 2024

Created by...  
HealthPartners

**Access Analysis**

Radiology and Nuclear  
Medicine

**Eligible / Provider Groups**

National Proxy Census (Open  
Access)

Radiology and Nuclear  
Medicine

<sup>1</sup> The Access Standard is defined  
as (National Proxy Census  
(Open Access)) eligibles  
accessing:

1 (Radiology and Nuclear  
Medicine) provider in 60 miles  
or 60 minutes

Radiology and Nuclear Medicine/Open Access Network/MNN001										
State Name	County	County SSA	Eligible		With Access <sup>1</sup>		Without Access <sup>1</sup>		Average Distance	Average Time
			#	%	#	%	#	%	1	1
Minnesota	Anoka	24010	1,740	100.0	1,740	100.0	0	0.0	3.5	4.3
	Benton	24040	243	100.0	243	100.0	0	0.0	7.4	8.1
	Carver	24090	795	100.0	795	100.0	0	0.0	4.7	5.2
	Chippewa	24110	266	100.0	266	100.0	0	0.0	17.8	19.3
	Chisago	24120	271	100.0	271	100.0	0	0.0	7.7	8.4
	Clay	24130	324	100.0	324	100.0	0	0.0	4.7	5.1
	Cottonwood	24160	255	100.0	255	100.0	0	0.0	22.6	24.6
	Dakota	24180	1,818	100.0	1,818	100.0	0	0.0	2.5	3.2
	Douglas	24200	191	100.0	191	100.0	0	0.0	7.6	8.3
	Hennepin	24260	5,098	100.0	5,098	100.0	0	0.0	2.0	2.9
	Isanti	24290	226	100.0	226	100.0	0	0.0	5.9	6.4
	Jackson	24310	107	100.0	107	100.0	0	0.0	18.7	20.4
	Kandiyohi	24330	231	100.0	231	100.0	0	0.0	23.4	25.5
	Lincoln	24400	118	100.0	118	100.0	0	0.0	13.9	15.1
	Lyon	24410	136	100.0	136	100.0	0	0.0	8.7	9.4
	McLeod	24420	199	100.0	199	100.0	0	0.0	5.7	6.2
	Meeker	24460	512	100.0	512	100.0	0	0.0	16.6	18.1
	Mille Lacs	24470	305	100.0	305	100.0	0	0.0	4.5	4.8
	Morrison	24480	187	100.0	187	100.0	0	0.0	7.7	8.3
	Murray	24500	321	100.0	321	100.0	0	0.0	7.5	8.1
	Nobles	24520	268	100.0	268	100.0	0	0.0	7.9	8.5
	Pipestone	24580	106	100.0	106	100.0	0	0.0	21.3	23.2
	Ramsey	24610	2,586	100.0	2,586	100.0	0	0.0	1.7	2.7
	Rock	24660	440	100.0	440	100.0	0	0.0	7.1	7.8
	Scott	24690	601	100.0	601	100.0	0	0.0	3.0	3.3
	Sherburne	24700	498	100.0	498	100.0	0	0.0	6.1	6.7
	Stearns	24720	798	100.0	798	100.0	0	0.0	8.3	9.1
	Todd	24760	286	100.0	286	100.0	0	0.0	13.7	14.9
Wadena	24790	167	100.0	167	100.0	0	0.0	7.1	7.7	
Washington	24810	1,030	100.0	1,030	100.0	0	0.0	2.9	3.4	
Wright	24850	743	100.0	743	100.0	0	0.0	4.6	5.0	
Yellow Medicine	24860	199	100.0	199	100.0	0	0.0	17.8	19.4	
<b>Grand Totals</b>			<b>21,065</b>	<b>100.0</b>	<b>21,065</b>	<b>100.0</b>	<b>0</b>	<b>0.0</b>	<b>5.1</b>	<b>5.9</b>

# Reconstructive Surgery/Open Access Network/MNN001

May 14, 2024

Created by...  
**HealthPartners**

### Reconstructive Surgery

223 providers at 281 locations

◆ All providers

### Reconstructive Surgery

Employee Group

National Proxy Census (Open Access)

Provider Group

Reconstructive Surgery

21,065 eligible locations

● With access (20,095)

● Without access (970)

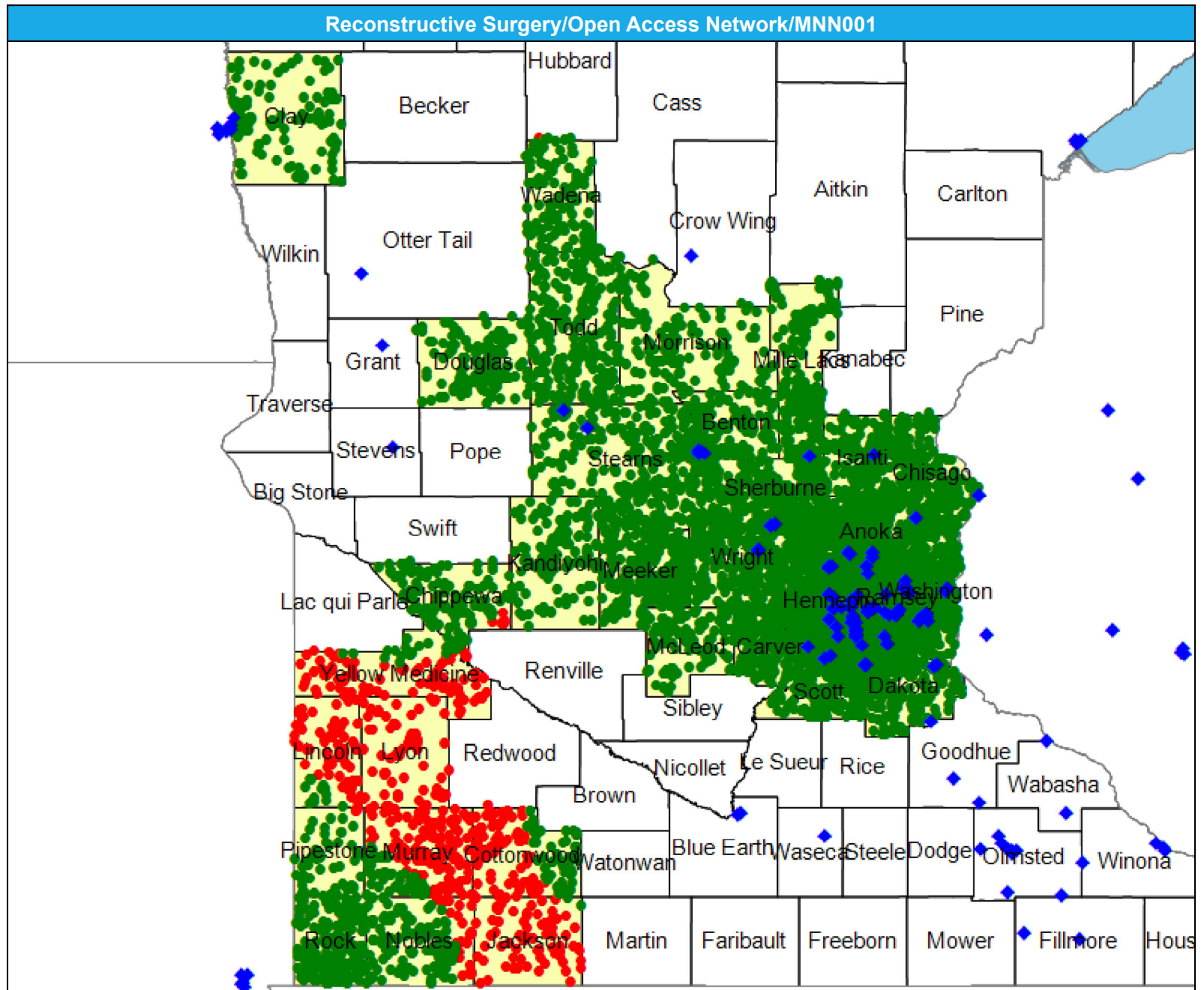
The Access Standard is defined as (National Proxy Census (Open Access)) eligibles accessing:

1 (Reconstructive Surgery) provider in 60 miles or 60 minutes

### Service Areas

■ Open Access

21.57 miles





# Access Detail By County SSA

May 14, 2024

Created by...  
HealthPartners

**Access Analysis**

Reconstructive Surgery

**Eligible / Provider Groups**

National Proxy Census (Open Access)

Reconstructive Surgery

<sup>1</sup> The Access Standard is defined as (National Proxy Census (Open Access)) eligibles accessing:

<sup>1</sup> (Reconstructive Surgery) provider in 60 miles or 60 minutes

Reconstructive Surgery/Open Access Network/MNN001										
State Name	County	County SSA	Eligible		With Access <sup>1</sup>		Without Access <sup>1</sup>		Average Distance	Average Time
			#	%	#	%	#	%	1	1
Minnesota	Anoka	24010	1,740	100.0	1,740	100.0	0	0.0	5.1	6.8
	Benton	24040	243	100.0	243	100.0	0	0.0	8.9	10.4
	Carver	24090	795	100.0	795	100.0	0	0.0	8.8	9.8
	Chippewa	24110	266	92.5	246	92.5	20	7.5	48.8	53.1
	Chisago	24120	271	100.0	271	100.0	0	0.0	10.6	11.6
	Clay	24130	324	100.0	324	100.0	0	0.0	9.7	11.3
	Cottonwood	24160	255	30.6	78	30.6	177	69.4	62.8	68.5
	Dakota	24180	1,818	100.0	1,818	100.0	0	0.0	5.2	6.6
	Douglas	24200	191	100.0	191	100.0	0	0.0	25.2	27.4
	Hennepin	24260	5,098	100.0	5,098	100.0	0	0.0	2.9	4.5
	Isanti	24290	226	100.0	226	100.0	0	0.0	7.5	8.1
	Jackson	24310	107	1.9	2	1.9	105	98.1	71.2	78.8
	Kandiyohi	24330	231	100.0	231	100.0	0	0.0	40.0	43.6
	Lincoln	24400	118	16.1	19	16.1	99	83.9	67.1	79.7
	Lyon	24410	136	0.0	0	0.0	136	100.0	78.7	87.3
	McLeod	24420	199	100.0	199	100.0	0	0.0	33.7	36.7
	Meeker	24460	512	100.0	512	100.0	0	0.0	32.2	35.4
	Mille Lacs	24470	305	100.0	305	100.0	0	0.0	19.5	21.3
	Morrison	24480	187	100.0	187	100.0	0	0.0	26.2	29.1
	Murray	24500	321	21.5	69	21.5	252	78.5	65.5	78.1
	Nobles	24520	268	88.1	236	88.1	32	11.9	53.4	64.0
	Pipestone	24580	106	96.2	102	96.2	4	3.8	46.2	55.4
	Ramsey	24610	2,586	100.0	2,586	100.0	0	0.0	2.3	3.7
	Rock	24660	440	100.0	440	100.0	0	0.0	29.8	35.7
	Scott	24690	601	100.0	601	100.0	0	0.0	7.8	8.8
	Sherburne	24700	498	100.0	498	100.0	0	0.0	8.9	9.8
	Stearns	24720	798	100.0	798	100.0	0	0.0	9.4	10.8
	Todd	24760	286	100.0	286	100.0	0	0.0	22.7	24.8
Wadena	24790	167	99.4	166	99.4	1	0.6	44.5	48.5	
Washington	24810	1,030	100.0	1,030	100.0	0	0.0	4.4	5.3	
Wright	24850	743	100.0	743	100.0	0	0.0	9.8	10.8	
Yellow Medicine	24860	199	27.6	55	27.6	144	72.4	63.9	69.7	
<b>Grand Totals</b>			<b>21,065</b>	<b>95.4</b>	<b>20,095</b>	<b>95.4</b>	<b>970</b>	<b>4.6</b>	<b>12.7</b>	<b>14.9</b>

# Rheumatology/Open Access Network/MNN001

May 14, 2024

Created by...  
**HealthPartners**

### Rheumatology

252 providers at 182 locations

◆ All providers

### Rheumatology

Employee Group

National Proxy Census (Open Access)

Provider Group

Rheumatology

21,065 eligible locations

● With access (20,571)

● Without access (494)

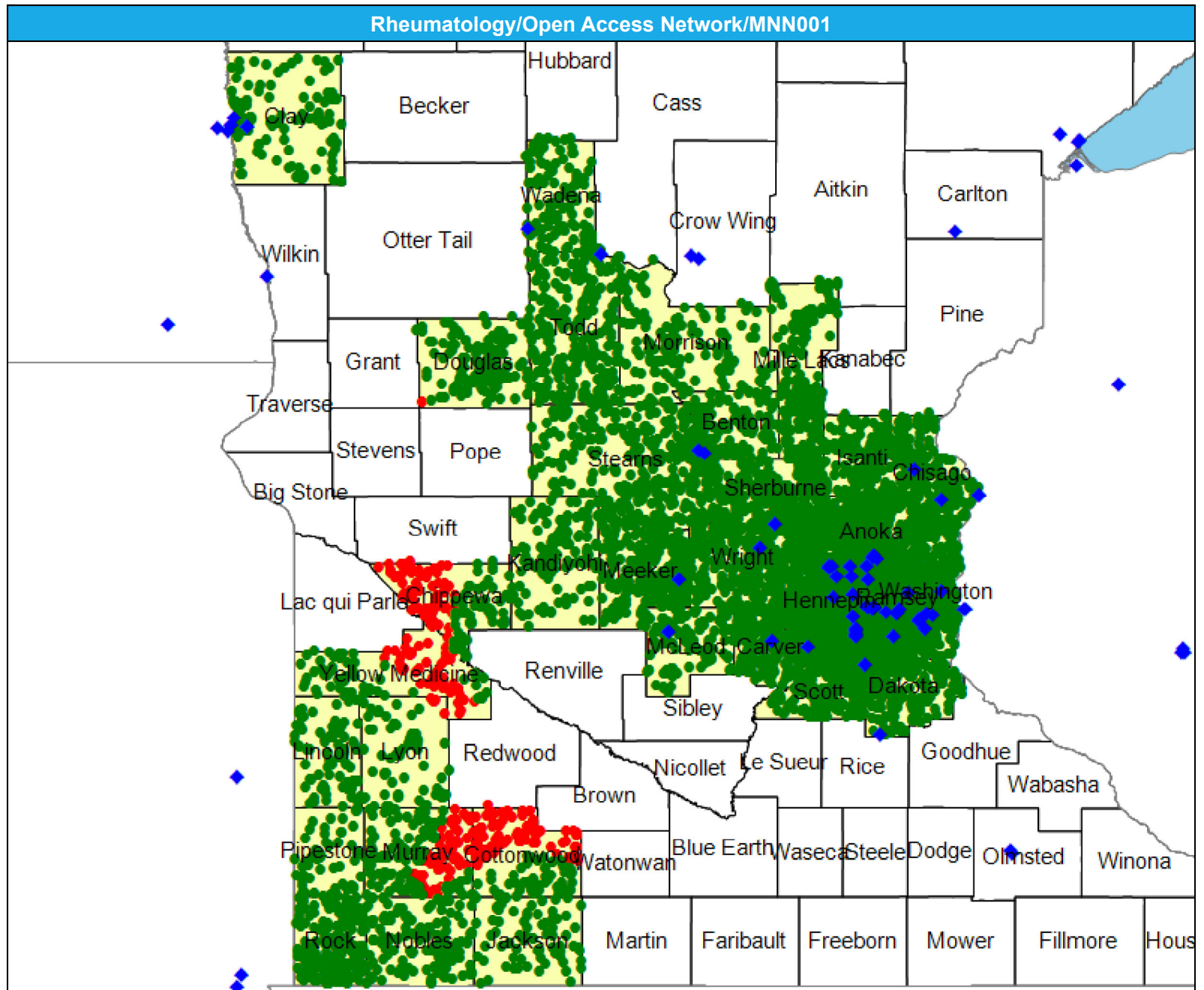
The Access Standard is defined as (National Proxy Census (Open Access)) eligibles accessing:

1 (Rheumatology) provider in 60 miles or 60 minutes

### Service Areas

■ Open Access

21.57 miles



# Access Detail By County SSA

May 14, 2024

Created by...  
HealthPartners

**Access Analysis**

Rheumatology

**Eligible / Provider Groups**

National Proxy Census (Open Access)

Rheumatology

<sup>1</sup> The Access Standard is defined as (National Proxy Census (Open Access)) eligibles accessing:

1 (Rheumatology) provider in 60 miles or 60 minutes

Rheumatology/Open Access Network/MNN001									
State Name	County	County SSA	Eligible	With Access <sup>1</sup>		Without Access <sup>1</sup>		Average Distance	Average Time
			#	#	%	#	%	1	1
Minnesota	Anoka	24010	1,740	1,740	100.0	0	0.0	6.3	8.2
	Benton	24040	243	243	100.0	0	0.0	9.3	11.2
	Carver	24090	795	795	100.0	0	0.0	5.6	6.2
	Chippewa	24110	266	82	30.8	184	69.2	64.1	69.8
	Chisago	24120	271	271	100.0	0	0.0	6.8	7.4
	Clay	24130	324	324	100.0	0	0.0	8.8	9.7
	Cottonwood	24160	255	156	61.2	99	38.8	58.2	63.5
	Dakota	24180	1,818	1,818	100.0	0	0.0	6.4	7.9
	Douglas	24200	191	190	99.5	1	0.5	43.3	47.2
	Hennepin	24260	5,098	5,098	100.0	0	0.0	3.7	5.5
	Isanti	24290	226	226	100.0	0	0.0	16.6	18.1
	Jackson	24310	107	107	100.0	0	0.0	39.2	42.7
	Kandiyohi	24330	231	231	100.0	0	0.0	37.1	40.5
	Lincoln	24400	118	118	100.0	0	0.0	30.6	33.3
	Lyon	24410	136	128	94.1	8	5.9	51.3	55.9
	McLeod	24420	199	199	100.0	0	0.0	10.2	11.1
	Meeker	24460	512	512	100.0	0	0.0	13.3	14.4
	Mille Lacs	24470	305	305	100.0	0	0.0	33.4	36.7
	Morrison	24480	187	187	100.0	0	0.0	25.5	28.6
	Murray	24500	321	197	61.4	124	38.6	58.7	64.3
	Nobles	24520	268	267	99.6	1	0.4	47.4	52.6
	Pipestone	24580	106	106	100.0	0	0.0	40.5	45.2
	Ramsey	24610	2,586	2,586	100.0	0	0.0	3.0	4.8
	Rock	24660	440	440	100.0	0	0.0	31.1	37.3
	Scott	24690	601	601	100.0	0	0.0	9.8	11.3
	Sherburne	24700	498	498	100.0	0	0.0	12.0	13.2
	Stearns	24720	798	798	100.0	0	0.0	15.7	18.7
	Todd	24760	286	286	100.0	0	0.0	24.0	26.3
	Wadena	24790	167	167	100.0	0	0.0	11.5	12.5
	Washington	24810	1,030	1,030	100.0	0	0.0	5.4	6.4
Wright	24850	743	743	100.0	0	0.0	9.0	9.9	
Yellow Medicine	24860	199	122	61.3	77	38.7	56.9	62.0	
<b>Grand Totals</b>			<b>21,065</b>	<b>20,571</b>	<b>97.7</b>	<b>494</b>	<b>2.3</b>	<b>12.2</b>	<b>14.3</b>

# Substance Use Disorder (SUD) Outpatient/Open Access Network/MNN001

May 14, 2024

Created by...  
**HealthPartners**

### Substance Use Disorder (SUD) Outpatient

521 providers at 380 locations

◆ All providers

### SUD Outpatient

Employee Group

National Proxy Census (Open Access)

Provider Group

Substance Use Disorder (SUD) Outpatient

21,065 eligible locations

● With access (21,033)

● Without access (32)

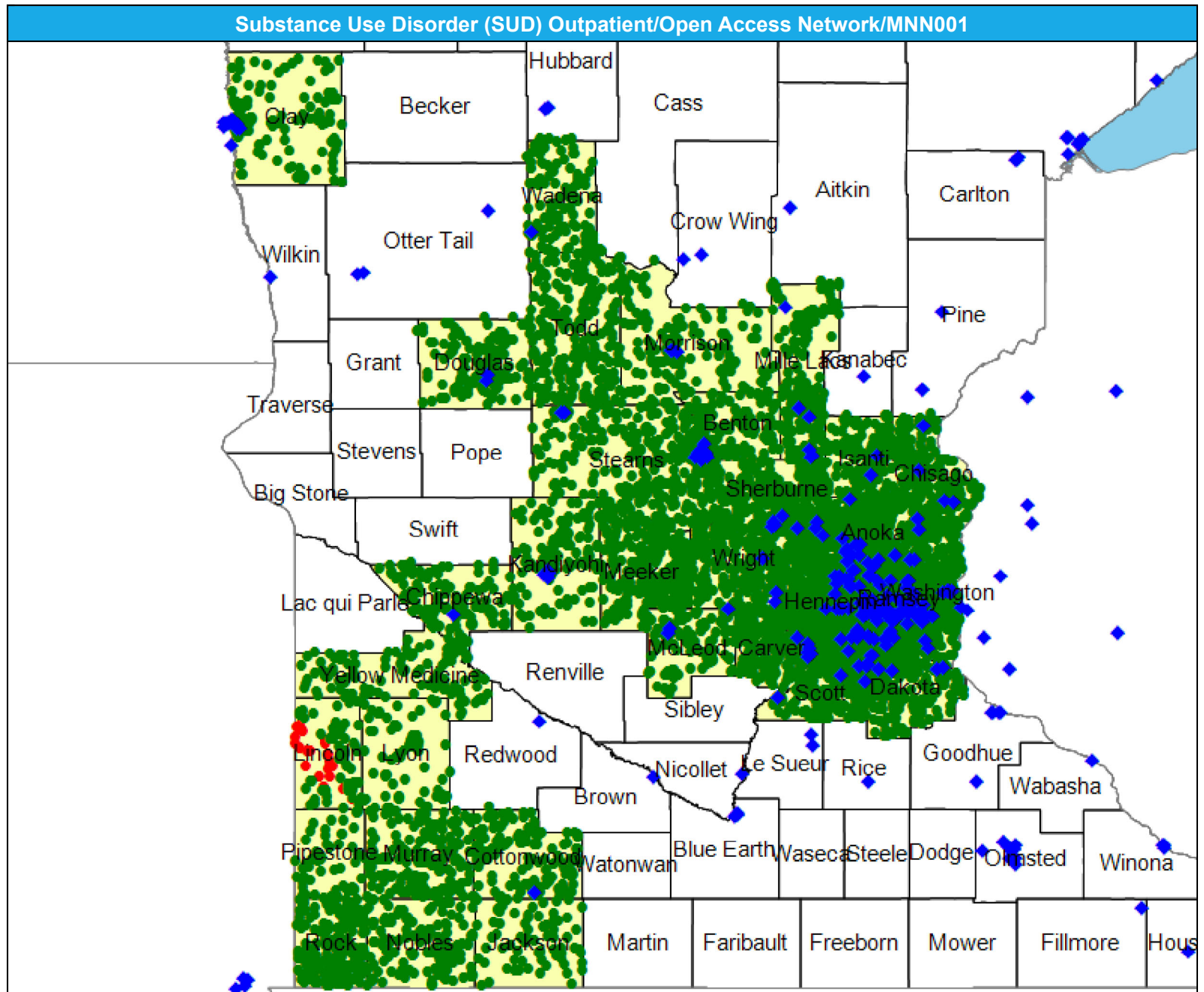
The Access Standard is defined as (National Proxy Census (Open Access)) eligibles accessing:

1 (Substance Use Disorder (SUD) Outpatient) provider in 60 miles or 60 minutes

### Service Areas

■ Open Access

21.57 miles





# Access Detail By County SSA

May 14, 2024

Created by...  
HealthPartners

**Access Analysis**

SUD Outpatient

**Eligible / Provider Groups**

National Proxy Census (Open Access)

Substance Use Disorder (SUD) Outpatient

<sup>1</sup> The Access Standard is defined as (National Proxy Census (Open Access)) eligibles accessing:

<sup>1</sup> (Substance Use Disorder (SUD) Outpatient) provider in 60 miles or 60 minutes

Substance Use Disorder (SUD) Outpatient/Open Access Network/MNN001									
State Name	County	County SSA	Eligible	With Access <sup>1</sup>		Without Access <sup>1</sup>		Average Distance	Average Time
			#	#	%	#	%	1	1
Minnesota	Anoka	24010	1,740	1,740	100.0	0	0.0	2.9	3.6
	Benton	24040	243	243	100.0	0	0.0	6.6	7.2
	Carver	24090	795	795	100.0	0	0.0	5.8	6.5
	Chippewa	24110	266	266	100.0	0	0.0	10.3	11.2
	Chisago	24120	271	271	100.0	0	0.0	4.2	4.6
	Clay	24130	324	324	100.0	0	0.0	8.8	9.8
	Cottonwood	24160	255	255	100.0	0	0.0	12.3	13.4
	Dakota	24180	1,818	1,818	100.0	0	0.0	3.1	3.9
	Douglas	24200	191	191	100.0	0	0.0	7.7	8.3
	Hennepin	24260	5,098	5,098	100.0	0	0.0	2.3	3.3
	Isanti	24290	226	226	100.0	0	0.0	5.0	5.4
	Jackson	24310	107	107	100.0	0	0.0	18.6	20.3
	Kandiyohi	24330	231	231	100.0	0	0.0	8.1	8.7
	Lincoln	24400	118	86	72.9	32	27.1	58.1	64.3
	Lyon	24410	136	136	100.0	0	0.0	39.3	42.8
	McLeod	24420	199	199	100.0	0	0.0	7.8	8.4
	Meeker	24460	512	512	100.0	0	0.0	20.0	21.8
	Mille Lacs	24470	305	305	100.0	0	0.0	5.8	6.3
	Morrison	24480	187	187	100.0	0	0.0	10.1	11.0
	Murray	24500	321	321	100.0	0	0.0	35.6	38.8
	Nobles	24520	268	268	100.0	0	0.0	37.6	41.7
	Pipestone	24580	106	106	100.0	0	0.0	46.4	54.8
	Ramsey	24610	2,586	2,586	100.0	0	0.0	1.3	2.0
	Rock	24660	440	440	100.0	0	0.0	30.2	36.2
	Scott	24690	601	601	100.0	0	0.0	4.4	4.9
	Sherburne	24700	498	498	100.0	0	0.0	5.5	5.9
	Stearns	24720	798	798	100.0	0	0.0	9.8	10.7
	Todd	24760	286	286	100.0	0	0.0	18.9	20.5
Wadena	24790	167	167	100.0	0	0.0	10.4	11.3	
Washington	24810	1,030	1,030	100.0	0	0.0	2.6	3.1	
Wright	24850	743	743	100.0	0	0.0	6.4	7.0	
Yellow Medicine	24860	199	199	100.0	0	0.0	26.6	29.0	
<b>Grand Totals</b>			<b>21,065</b>	<b>21,033</b>	<b>99.8</b>	<b>32</b>	<b>0.2</b>	<b>7.1</b>	<b>8.2</b>

# Substance Use Disorder (SUD) Inpatient/Open Access Network/MNN00

May 14, 2024

Created by...  
**HealthPartners**

### Substance Use Disorder (SUD) Inpatient

52 providers at 58 locations

- ◆ All providers

### SUD Inpatient

Employee Group

National Proxy Census (Open Access)

Provider Group

Substance Use Disorder (SUD) Inpatient

21,065 eligible locations

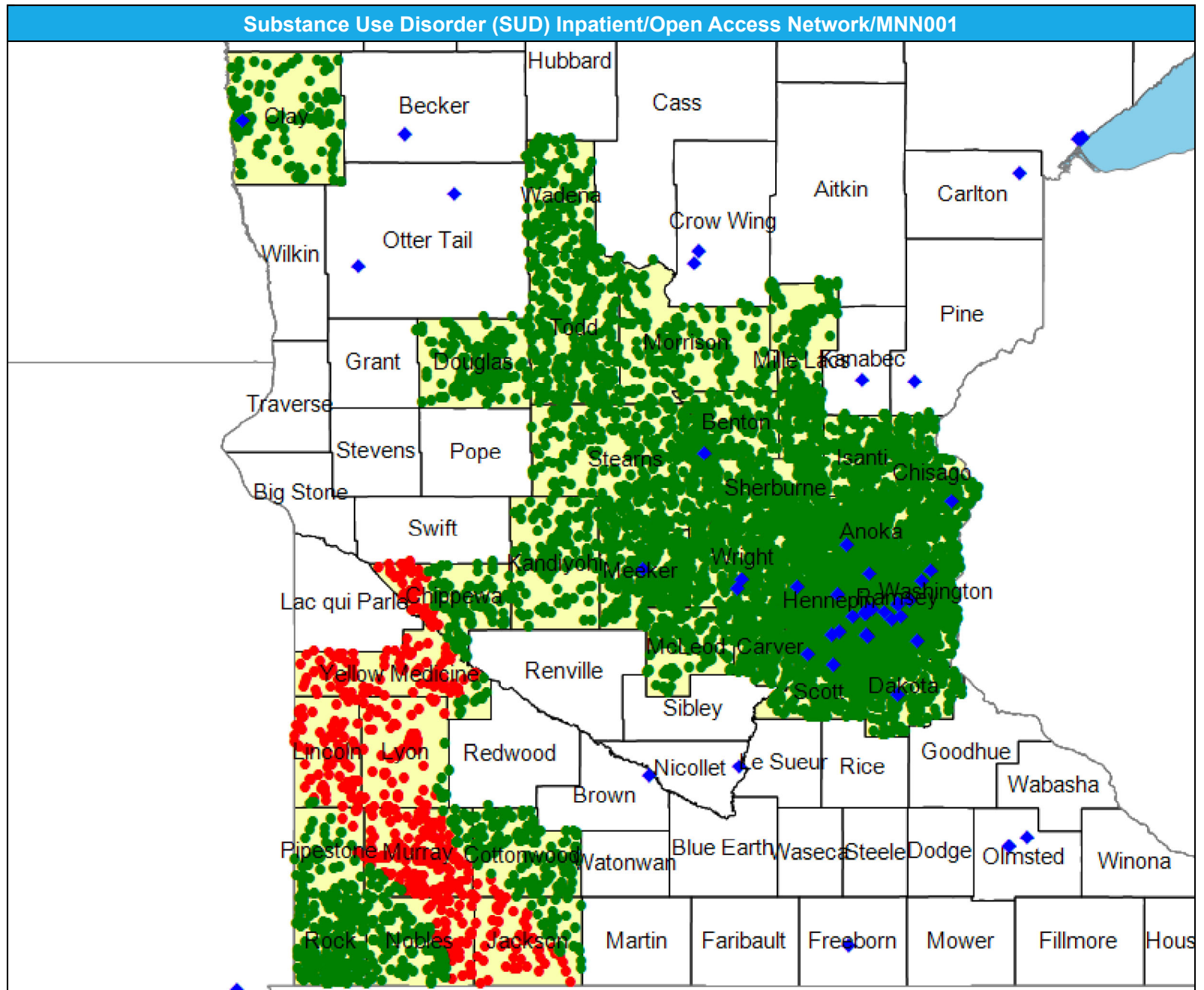
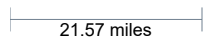
- With access (20,001)
- Without access (1,064)

The Access Standard is defined as (National Proxy Census (Open Access)) eligibles accessing:

- 1 (Substance Use Disorder (SUD) Inpatient) provider in 60 miles or 60 minutes

### Service Areas

- Open Access



# Access Detail By County SSA

May 14, 2024

Created by...  
HealthPartners

**Access Analysis**

SUD Inpatient

**Eligible / Provider Groups**

National Proxy Census (Open Access)

Substance Use Disorder (SUD) Inpatient

<sup>1</sup> The Access Standard is defined as (National Proxy Census (Open Access)) eligibles accessing:

<sup>1</sup> (Substance Use Disorder (SUD) Inpatient) provider in 60 miles or 60 minutes

Substance Use Disorder (SUD) Inpatient/Open Access Network/MNN001										
State Name	County	County SSA	Eligible		With Access <sup>1</sup>		Without Access <sup>1</sup>		Average Distance	Average Time
			#	%	#	%	#	%	1	1
Minnesota	Anoka	24010	1,740	100.0	1,740	100.0	0	0.0	6.6	8.3
	Benton	24040	243	100.0	243	100.0	0	0.0	9.4	11.2
	Carver	24090	795	100.0	795	100.0	0	0.0	8.6	9.5
	Chippewa	24110	266	42.1	112	57.9	154	57.9	58.6	63.9
	Chisago	24120	271	100.0	271	100.0	0	0.0	11.8	12.8
	Clay	24130	324	100.0	324	100.0	0	0.0	9.1	9.9
	Cottonwood	24160	255	98.0	250	98.0	5	2.0	50.1	54.6
	Dakota	24180	1,818	100.0	1,818	100.0	0	0.0	7.7	9.9
	Douglas	24200	191	100.0	191	100.0	0	0.0	49.1	53.6
	Hennepin	24260	5,098	100.0	5,098	100.0	0	0.0	4.1	6.1
	Isanti	24290	226	100.0	226	100.0	0	0.0	20.3	22.1
	Jackson	24310	107	27.1	29	72.9	78	72.9	62.7	68.7
	Kandiyohi	24330	231	100.0	231	100.0	0	0.0	27.6	30.1
	Lincoln	24400	118	2.5	3	97.5	115	97.5	72.4	86.3
	Lyon	24410	136	14.0	19	86.0	117	86.0	68.0	74.3
	McLeod	24420	199	100.0	199	100.0	0	0.0	21.0	22.9
	Meeker	24460	512	100.0	512	100.0	0	0.0	9.4	10.2
	Mille Lacs	24470	305	100.0	305	100.0	0	0.0	24.9	27.6
	Morrison	24480	187	100.0	187	100.0	0	0.0	26.1	29.1
	Murray	24500	321	11.8	38	88.2	283	88.2	65.9	74.3
	Nobles	24520	268	47.4	127	52.6	141	52.6	57.3	68.5
	Pipestone	24580	106	90.6	96	90.6	10	9.4	51.4	61.7
	Ramsey	24610	2,586	100.0	2,586	100.0	0	0.0	2.9	4.8
	Rock	24660	440	100.0	440	100.0	0	0.0	35.0	42.0
	Scott	24690	601	100.0	601	100.0	0	0.0	7.6	8.4
	Sherburne	24700	498	100.0	498	100.0	0	0.0	19.8	22.0
	Stearns	24720	798	100.0	798	100.0	0	0.0	16.1	18.9
Todd	24760	286	100.0	286	100.0	0	0.0	41.0	45.8	
Wadena	24790	167	100.0	167	100.0	0	0.0	29.8	32.4	
Washington	24810	1,030	100.0	1,030	100.0	0	0.0	7.0	8.1	
Wright	24850	743	100.0	743	100.0	0	0.0	13.1	14.4	
Yellow Medicine	24860	199	19.1	38	80.9	161	80.9	73.4	80.8	
<b>Grand Totals</b>			<b>21,065</b>	<b>94.9</b>	<b>20,001</b>	<b>5.1</b>	<b>1,064</b>	<b>5.1</b>	<b>14.1</b>	<b>16.6</b>

# Thoracic Surgery/Open Access Network/MNN001

May 14, 2024

Created by...  
**HealthPartners**

### Thoracic Surgery

255 providers at 153 locations

◆ All providers

### Thoracic Surgery

Employee Group

National Proxy Census (Open Access)

Provider Group

Thoracic Surgery

21,065 eligible locations

● With access (19,543)

● Without access (1,522)

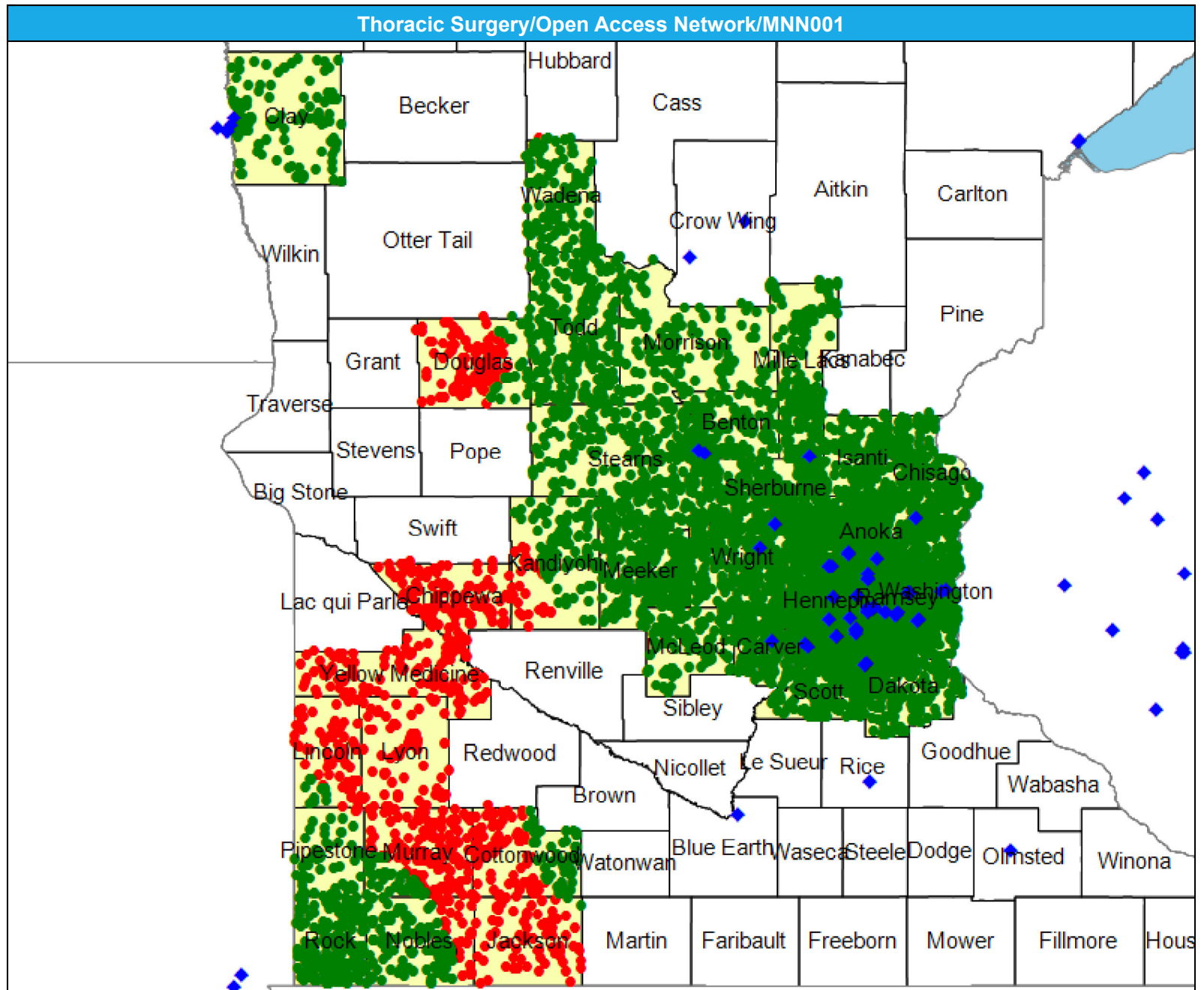
The Access Standard is defined as (National Proxy Census (Open Access)) eligibles accessing:

1 (Thoracic Surgery) provider in 60 miles or 60 minutes

### Service Areas

■ Open Access

21.57 miles





# Access Detail By County SSA

May 14, 2024

Created by...  
HealthPartners

**Access Analysis**

Thoracic Surgery

**Eligible / Provider Groups**

National Proxy Census (Open Access)

Thoracic Surgery

<sup>1</sup> The Access Standard is defined as (National Proxy Census (Open Access)) eligibles accessing:

<sup>1</sup> (Thoracic Surgery) provider in 60 miles or 60 minutes

Thoracic Surgery/Open Access Network/MNN001									
State Name	County	County SSA	Eligible	With Access <sup>1</sup>		Without Access <sup>1</sup>		Average Distance	Average Time
			#	#	%	#	%	1	1
Minnesota	Anoka	24010	1,740	1,740	100.0	0	0.0	5.4	6.9
	Benton	24040	243	243	100.0	0	0.0	8.9	10.4
	Carver	24090	795	795	100.0	0	0.0	5.4	5.9
	Chippewa	24110	266	0	0.0	266	100.0	87.3	98.6
	Chisago	24120	271	271	100.0	0	0.0	14.9	16.2
	Clay	24130	324	324	100.0	0	0.0	10.0	11.5
	Cottonwood	24160	255	78	30.6	177	69.4	62.8	68.5
	Dakota	24180	1,818	1,818	100.0	0	0.0	7.8	10.0
	Douglas	24200	191	28	14.7	163	85.3	64.5	74.4
	Hennepin	24260	5,098	5,098	100.0	0	0.0	3.4	5.2
	Isanti	24290	226	226	100.0	0	0.0	17.5	19.1
	Jackson	24310	107	2	1.9	105	98.1	71.6	79.0
	Kandiyohi	24330	231	179	77.5	52	22.5	56.1	62.4
	Lincoln	24400	118	16	13.6	102	86.4	68.3	81.9
	Lyon	24410	136	0	0.0	136	100.0	84.2	98.1
	McLeod	24420	199	199	100.0	0	0.0	25.4	27.7
	Meeker	24460	512	512	100.0	0	0.0	33.0	36.3
	Mille Lacs	24470	305	305	100.0	0	0.0	18.9	20.6
	Morrison	24480	187	187	100.0	0	0.0	26.4	29.5
	Murray	24500	321	51	15.9	270	84.1	66.3	79.1
	Nobles	24520	268	222	82.8	46	17.2	54.8	65.7
	Pipestone	24580	106	101	95.3	5	4.7	47.4	56.8
	Ramsey	24610	2,586	2,586	100.0	0	0.0	2.9	4.8
	Rock	24660	440	440	100.0	0	0.0	31.0	37.2
	Scott	24690	601	601	100.0	0	0.0	9.7	11.3
	Sherburne	24700	498	498	100.0	0	0.0	9.0	9.9
	Stearns	24720	798	798	100.0	0	0.0	15.9	19.0
Todd	24760	286	286	100.0	0	0.0	40.7	45.6	
Wadena	24790	167	166	99.4	1	0.6	44.6	48.6	
Washington	24810	1,030	1,030	100.0	0	0.0	5.5	6.6	
Wright	24850	743	743	100.0	0	0.0	10.1	11.1	
Yellow Medicine	24860	199	0	0.0	199	100.0	90.1	102.0	
<b>Grand Totals</b>			<b>21,065</b>	<b>19,543</b>	<b>92.8</b>	<b>1,522</b>	<b>7.2</b>	<b>15.1</b>	<b>17.9</b>

# Urology/Open Access Network/MNN001

May 14, 2024

Created by...  
**HealthPartners**

### Urology

492 providers at 454 locations

- ◆ All providers

### Urology

Employee Group

National Proxy Census (Open Access)

Provider Group

Urology

21,065 eligible locations

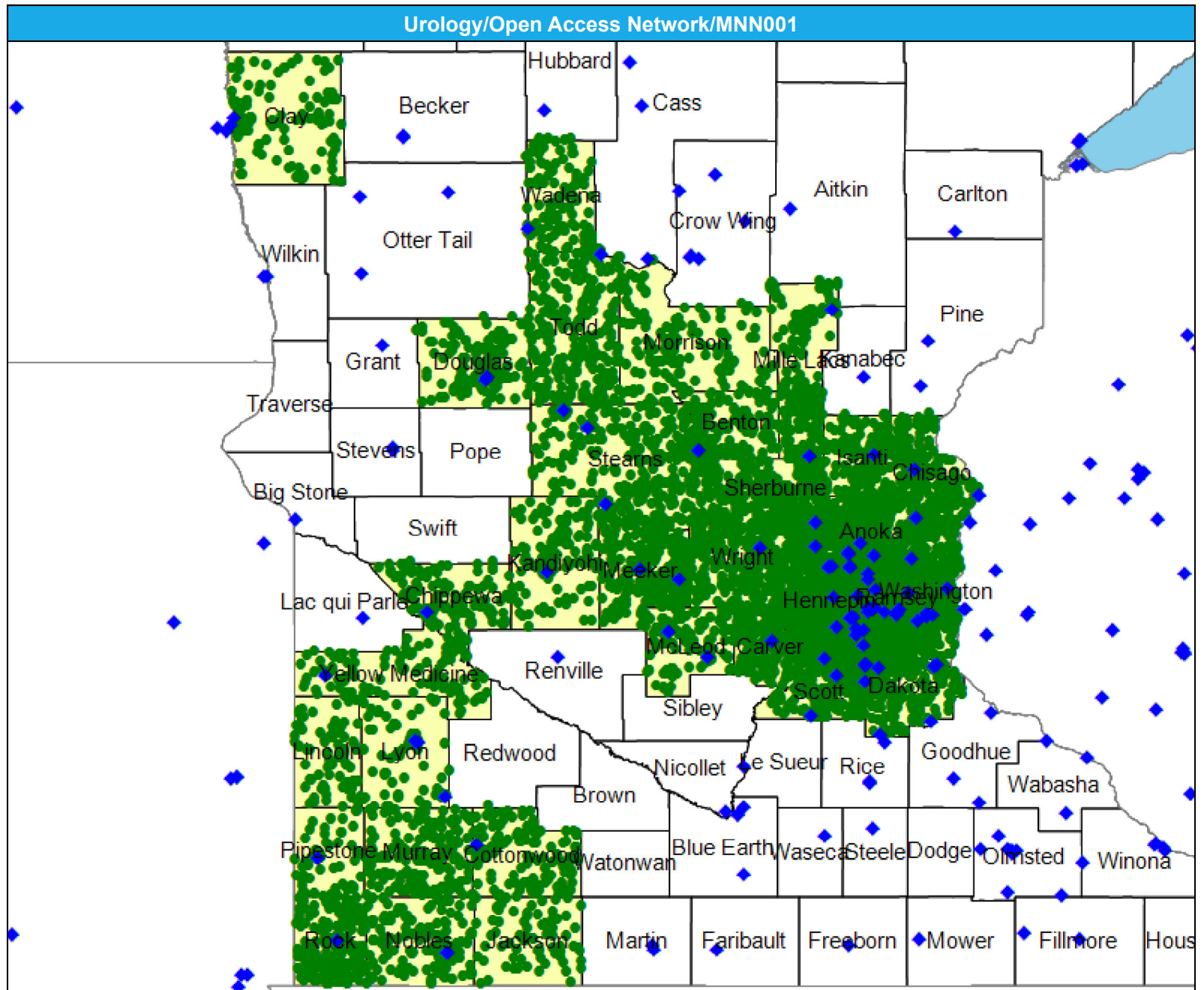
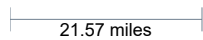
- With access (21,065)
- Without access (0)

The Access Standard is defined as (National Proxy Census (Open Access)) eligibles accessing:

- 1 (Urology) provider in 60 miles or 60 minutes

### Service Areas

- Open Access



# Access Detail By County SSA

May 14, 2024

Created by...  
HealthPartners

**Access Analysis**

Urology

**Eligible / Provider Groups**

National Proxy Census (Open Access)

Urology

<sup>1</sup> The Access Standard is defined as (National Proxy Census (Open Access)) eligibles accessing:

<sup>1</sup> (Urology) provider in 60 miles or 60 minutes

Urology/Open Access Network/MNN001									
State Name	County	County SSA	Eligible	With Access <sup>1</sup>		Without Access <sup>1</sup>		Average Distance	Average Time
			#	#	%	#	%	1	1
Minnesota	Anoka	24010	1,740	1,740	100.0	0	0.0	4.3	5.2
	Benton	24040	243	243	100.0	0	0.0	9.6	10.5
	Carver	24090	795	795	100.0	0	0.0	7.4	8.5
	Chippewa	24110	266	266	100.0	0	0.0	8.4	9.2
	Chisago	24120	271	271	100.0	0	0.0	6.8	7.4
	Clay	24130	324	324	100.0	0	0.0	8.8	9.9
	Cottonwood	24160	255	255	100.0	0	0.0	20.4	22.2
	Dakota	24180	1,818	1,818	100.0	0	0.0	4.6	6.3
	Douglas	24200	191	191	100.0	0	0.0	7.5	8.1
	Hennepin	24260	5,098	5,098	100.0	0	0.0	3.2	5.0
	Isanti	24290	226	226	100.0	0	0.0	6.9	7.5
	Jackson	24310	107	107	100.0	0	0.0	24.6	26.8
	Kandiyohi	24330	231	231	100.0	0	0.0	7.6	8.2
	Lincoln	24400	118	118	100.0	0	0.0	20.5	22.3
	Lyon	24410	136	136	100.0	0	0.0	6.3	6.9
	McLeod	24420	199	199	100.0	0	0.0	6.1	6.6
	Meeker	24460	512	512	100.0	0	0.0	6.6	7.2
	Mille Lacs	24470	305	305	100.0	0	0.0	11.0	11.9
	Morrison	24480	187	187	100.0	0	0.0	23.0	25.0
	Murray	24500	321	321	100.0	0	0.0	16.8	18.3
	Nobles	24520	268	268	100.0	0	0.0	8.4	9.1
	Pipestone	24580	106	106	100.0	0	0.0	7.4	8.0
	Ramsey	24610	2,586	2,586	100.0	0	0.0	2.7	4.4
	Rock	24660	440	440	100.0	0	0.0	6.6	7.2
	Scott	24690	601	601	100.0	0	0.0	4.8	5.4
	Sherburne	24700	498	498	100.0	0	0.0	8.5	9.2
	Stearns	24720	798	798	100.0	0	0.0	7.9	8.6
	Todd	24760	286	286	100.0	0	0.0	14.6	15.9
Wadena	24790	167	167	100.0	0	0.0	9.4	10.2	
Washington	24810	1,030	1,030	100.0	0	0.0	4.1	4.9	
Wright	24850	743	743	100.0	0	0.0	8.9	9.7	
Yellow Medicine	24860	199	199	100.0	0	0.0	13.6	14.8	
<b>Grand Totals</b>			<b>21,065</b>	<b>21,065</b>	<b>100.0</b>	<b>0</b>	<b>0.0</b>	<b>6.0</b>	<b>7.3</b>

# Vascular Surgery/Open Access Network/MNN001

May 14, 2024

Created by...  
**HealthPartners**

### Vascular Surgery

426 providers at 292 locations

- ◆ All providers

### Vascular Surgery

Employee Group

National Proxy Census (Open Access)

Provider Group

Vascular Surgery

21,065 eligible locations

- With access (21,065)
- Without access (0)

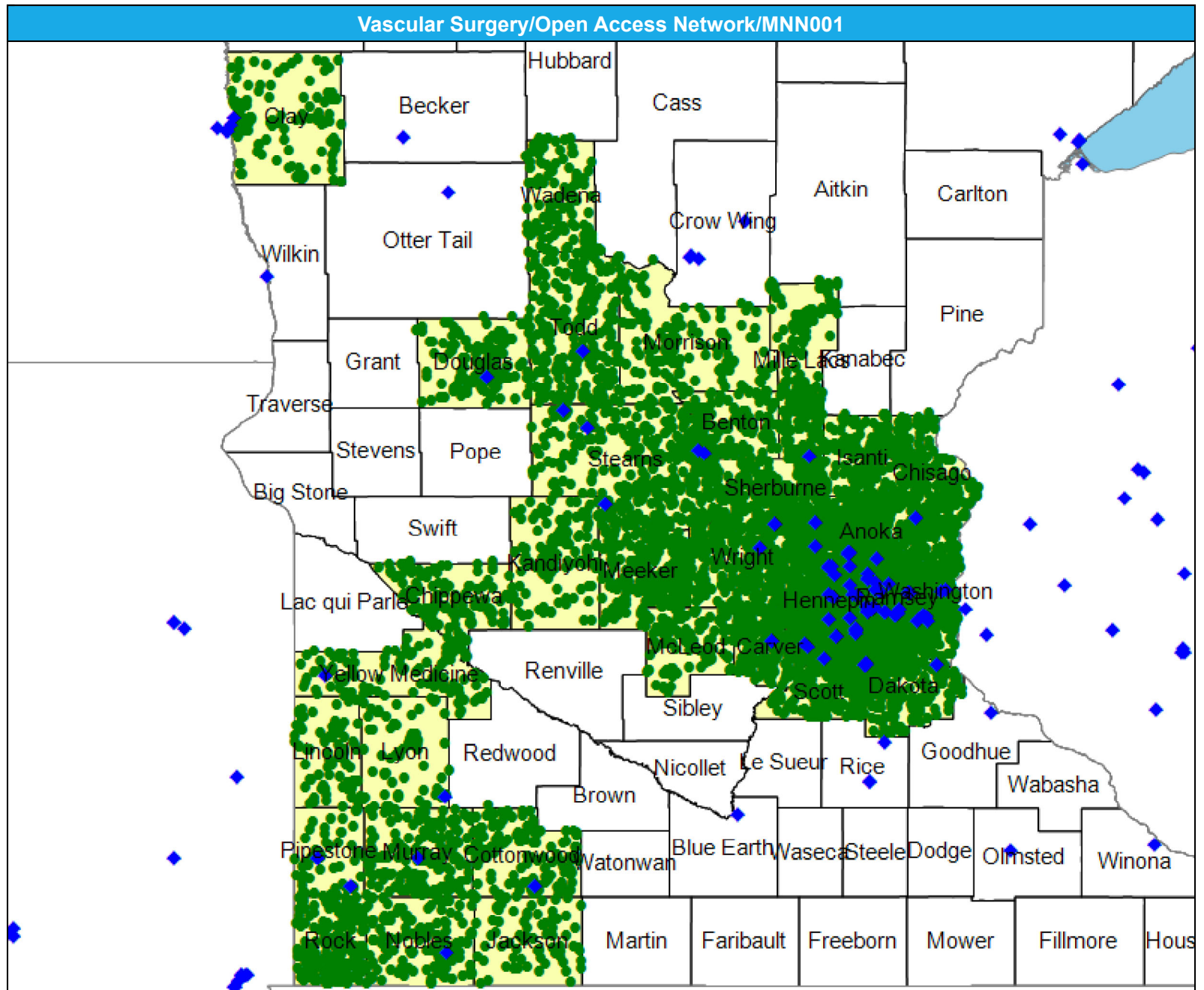
The Access Standard is defined as (National Proxy Census (Open Access)) eligibles accessing:

1 (Vascular Surgery) provider in 60 miles or 60 minutes

### Service Areas

- Open Access

21.57 miles





# Access Detail By County SSA

May 14, 2024

Created by...  
HealthPartners

**Access Analysis**

Vascular Surgery

**Eligible / Provider Groups**

National Proxy Census (Open Access)

Vascular Surgery

<sup>1</sup> The Access Standard is defined as (National Proxy Census (Open Access)) eligibles accessing:

<sup>1</sup> (Vascular Surgery) provider in 60 miles or 60 minutes

Vascular Surgery/Open Access Network/MNN001									
State Name	County	County SSA	Eligible	With Access <sup>1</sup>		Without Access <sup>1</sup>		Average Distance	Average Time
			#	#	%	#	%	1	1
Minnesota	Anoka	24010	1,740	1,740	100.0	0	0.0	5.0	6.2
	Benton	24040	243	243	100.0	0	0.0	8.9	10.4
	Carver	24090	795	795	100.0	0	0.0	5.3	5.9
	Chippewa	24110	266	266	100.0	0	0.0	42.3	46.1
	Chisago	24120	271	271	100.0	0	0.0	14.9	16.2
	Clay	24130	324	324	100.0	0	0.0	9.6	11.0
	Cottonwood	24160	255	255	100.0	0	0.0	10.5	11.4
	Dakota	24180	1,818	1,818	100.0	0	0.0	6.1	7.9
	Douglas	24200	191	191	100.0	0	0.0	8.2	8.9
	Hennepin	24260	5,098	5,098	100.0	0	0.0	2.9	4.4
	Isanti	24290	226	226	100.0	0	0.0	17.4	19.0
	Jackson	24310	107	107	100.0	0	0.0	18.0	19.6
	Kandiyohi	24330	231	231	100.0	0	0.0	27.4	29.8
	Lincoln	24400	118	118	100.0	0	0.0	21.0	22.8
	Lyon	24410	136	136	100.0	0	0.0	19.2	20.9
	McLeod	24420	199	199	100.0	0	0.0	25.4	27.7
	Meeker	24460	512	512	100.0	0	0.0	23.8	25.9
	Mille Lacs	24470	305	305	100.0	0	0.0	18.9	20.6
	Morrison	24480	187	187	100.0	0	0.0	22.9	25.3
	Murray	24500	321	321	100.0	0	0.0	9.3	10.1
	Nobles	24520	268	268	100.0	0	0.0	8.4	9.1
	Pipestone	24580	106	106	100.0	0	0.0	4.9	5.3
	Ramsey	24610	2,586	2,586	100.0	0	0.0	2.3	3.7
	Rock	24660	440	440	100.0	0	0.0	14.5	15.8
	Scott	24690	601	601	100.0	0	0.0	7.8	8.8
	Sherburne	24700	498	498	100.0	0	0.0	6.6	7.2
	Stearns	24720	798	798	100.0	0	0.0	7.5	8.5
	Todd	24760	286	286	100.0	0	0.0	14.4	15.6
	Wadena	24790	167	167	100.0	0	0.0	30.6	33.4
	Washington	24810	1,030	1,030	100.0	0	0.0	4.5	5.4
Wright	24850	743	743	100.0	0	0.0	8.9	9.7	
Yellow Medicine	24860	199	199	100.0	0	0.0	22.3	24.3	
<b>Grand Totals</b>			<b>21,065</b>	<b>21,065</b>	<b>100.0</b>	<b>0</b>	<b>0.0</b>	<b>7.8</b>	<b>9.2</b>

# Home Health Care Agency/Open Access Network/MNN001

May 14, 2024

Created by...  
**HealthPartners**

**Home Health Care Agency**  
351 providers at 423 locations

◆ All providers

**Service Areas**

■ Open Access

21.57 miles

