

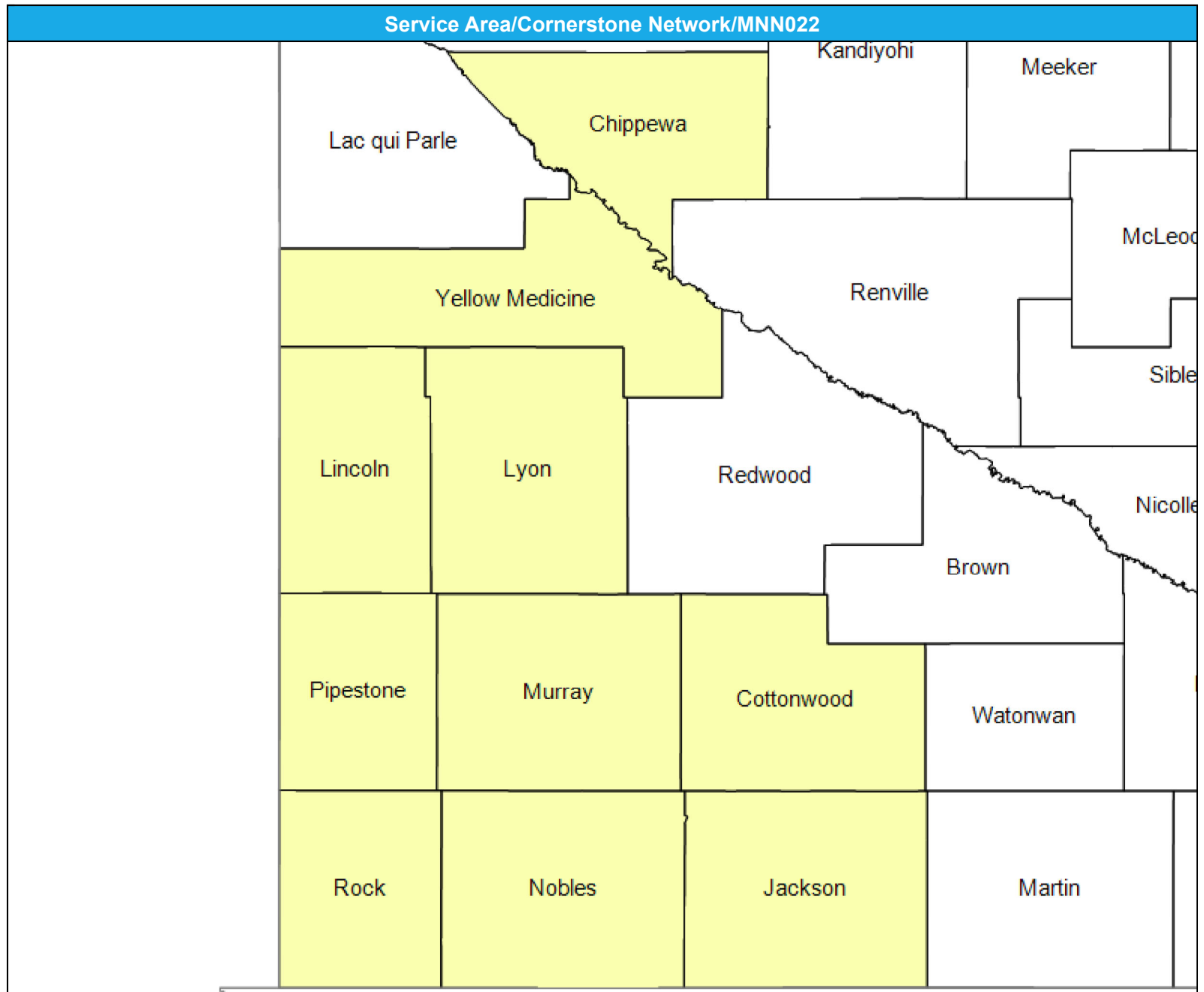
Service Area/Cornerstone Network/MNN022

May 7, 2024

Created by...
HealthPartners

Service Areas
■ Cornerstone

21.57 miles



General Hospital Facilities/Cornerstone Network/MNN022

May 7, 2024

Created by...
HealthPartners

Hospitals

413 providers at 409 locations

- ◆ All providers

Hospitals

Employee Group
National Proxy Census
(Cornerstone)
Provider Group
Hospitals

2,216 eligible locations

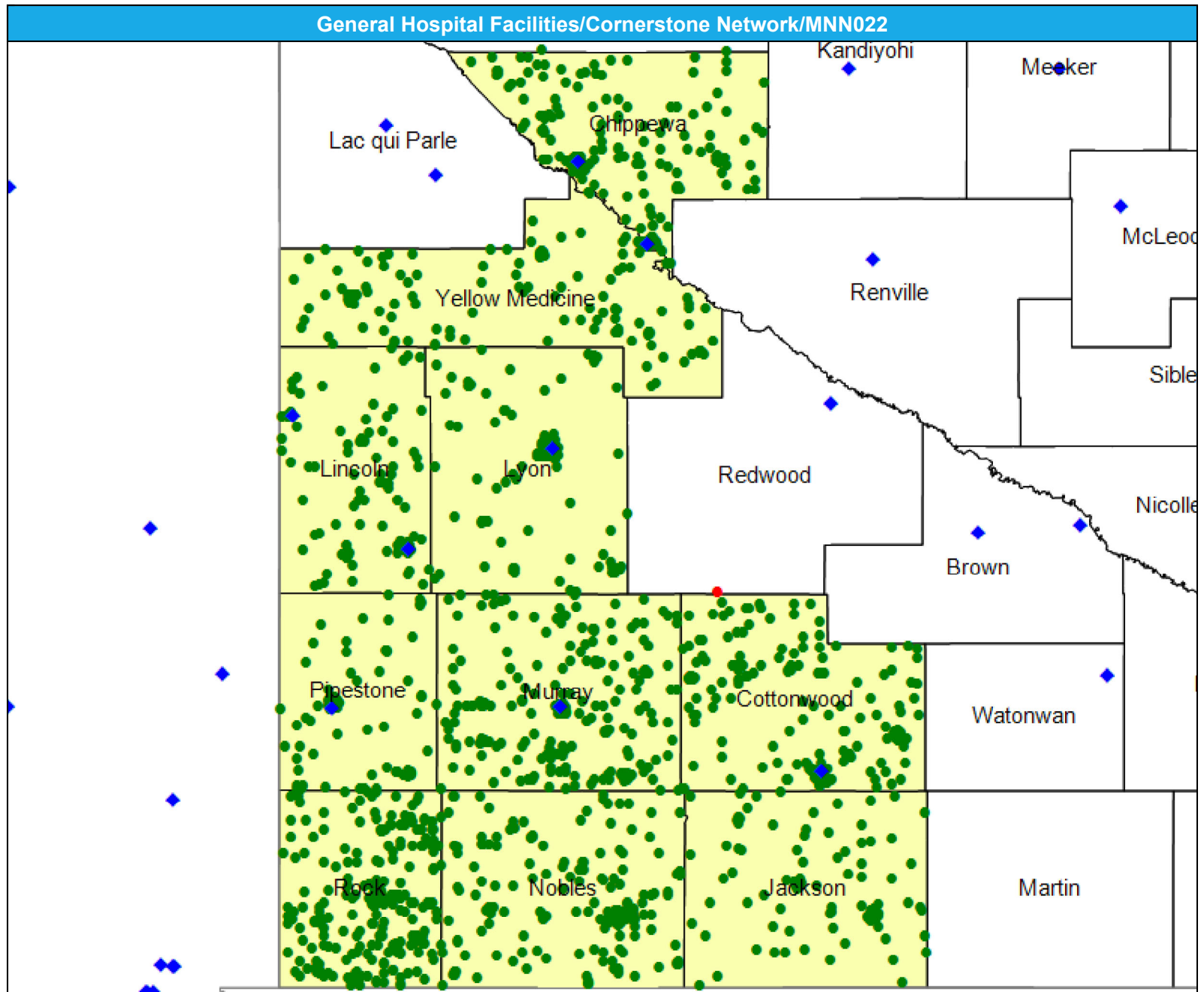
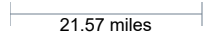
- With access (2,215)
- Without access (1)

The Access Standard is defined as (National Proxy Census (Cornerstone)) eligibles accessing:

- 1 (Hospitals) provider in 30 miles or 30 minutes

Service Areas

- Cornerstone



Access Detail By County SSA

May 7, 2024

Created by...
HealthPartners

Access Analysis
Hospitals

Eligible / Provider Groups
National Proxy Census
(Cornerstone)
Hospitals

¹ The Access Standard is defined as (National Proxy Census (Cornerstone)) eligibles accessing:
1 (Hospitals) provider in 30 miles or 30 minutes

General Hospital Facilities/Cornerstone Network/MNN022									
State Name	County	County SSA	Eligible	With Access ¹		Without Access ¹		Average Distance	Average Time
			#	#	%	#	%	1	1
Minnesota	Chippewa	24110	266	266	100.0	0	0.0	6.5	7.0
	Cottonwood	24160	255	254	99.6	1	0.4	11.1	12.0
	Jackson	24310	107	107	100.0	0	0.0	16.5	17.9
	Lincoln	24400	118	118	100.0	0	0.0	7.7	8.3
	Lyon	24410	136	136	100.0	0	0.0	8.6	9.4
	Murray	24500	321	321	100.0	0	0.0	9.9	10.8
	Nobles	24520	268	268	100.0	0	0.0	19.9	21.7
	Pipestone	24580	106	106	100.0	0	0.0	6.7	7.2
	Rock	24660	440	440	100.0	0	0.0	17.0	18.5
	Yellow Medicine	24860	199	199	100.0	0	0.0	12.9	14.0
Grand Totals			2,216	2,215	99.9	1	0.1	12.5	13.6

Emergency Medicine Providers/Cornerstone Network/MNN022

May 7, 2024

Created by...
HealthPartners

Emergency Medicine Providers

1,971 providers at 424 locations

- ◆ All providers

Emergency Medicine Providers

Employee Group

National Proxy Census
(Cornerstone)

Provider Group

Emergency Medicine Providers

2,216 eligible locations

- With access (1,340)
- Without access (876)

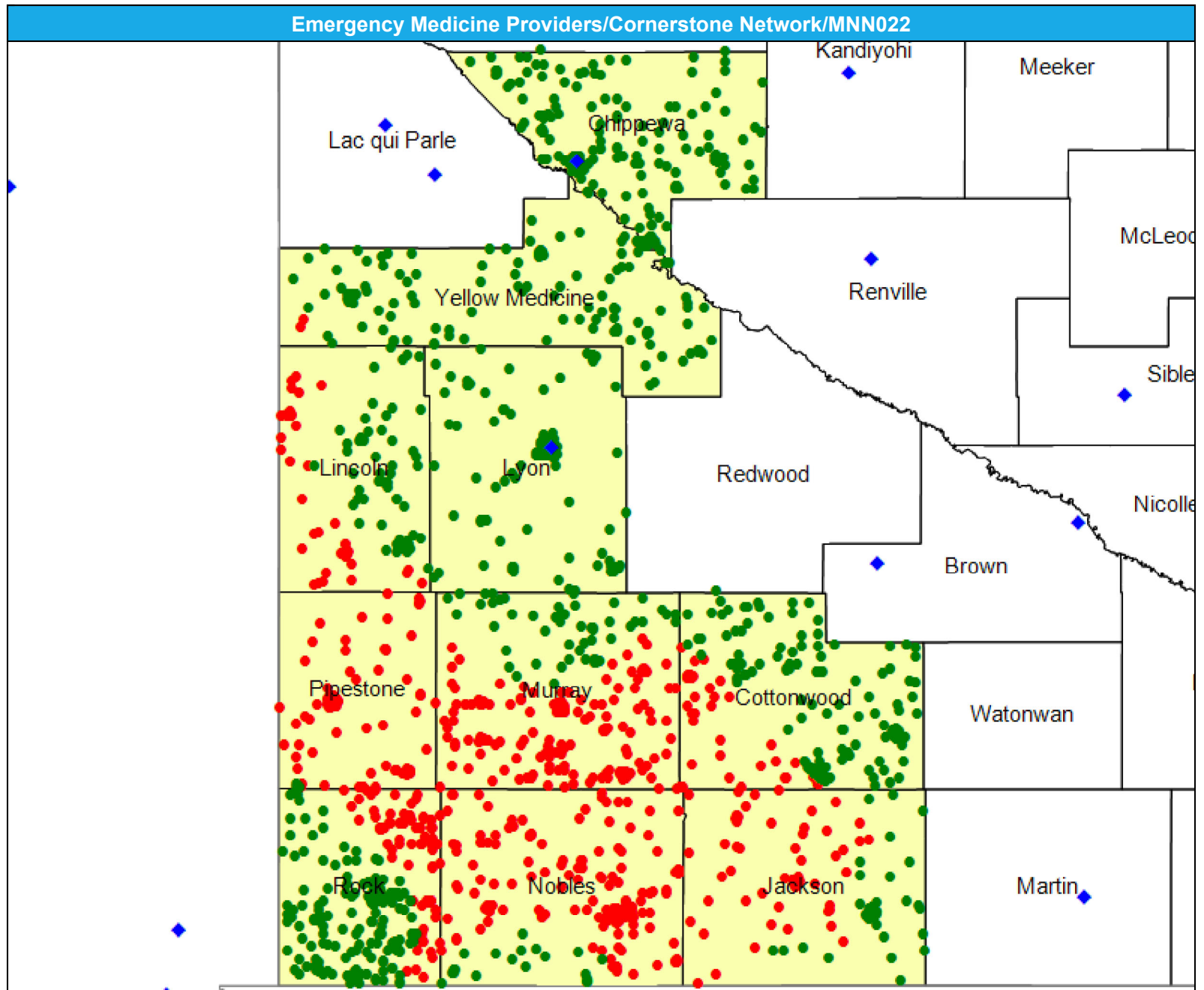
The Access Standard is defined as (National Proxy Census (Cornerstone)) eligibles accessing:

1 (Emergency Medicine Providers) provider in 30 miles or 30 minutes

Service Areas

- Cornerstone

21.57 miles



Access Detail By County SSA

May 7, 2024

Created by...
HealthPartners

Access Analysis
Emergency Medicine Providers

Eligible / Provider Groups
National Proxy Census (Cornerstone)
Emergency Medicine Providers

¹ The Access Standard is defined as (National Proxy Census (Cornerstone)) eligibles accessing:
1 (Emergency Medicine Providers) provider in 30 miles or 30 minutes

Emergency Medicine Providers/Cornerstone Network/MNN022									
State Name	County	County SSA	Eligible	With Access ¹		Without Access ¹		Average Distance	Average Time
			#	#	%	#	%	1	1
Minnesota	Chippewa	24110	266	266	100.0	0	0.0	8.4	9.1
	Cottonwood	24160	255	191	74.9	64	25.1	26.7	29.1
	Jackson	24310	107	48	44.9	59	55.1	32.4	35.3
	Lincoln	24400	118	72	61.0	46	39.0	28.4	30.9
	Lyon	24410	136	136	100.0	0	0.0	9.5	10.3
	Murray	24500	321	62	19.3	259	80.7	34.8	37.9
	Nobles	24520	268	24	9.0	244	91.0	36.3	39.6
	Pipestone	24580	106	1	0.9	105	99.1	39.9	43.5
	Rock	24660	440	343	78.0	97	22.0	27.0	29.4
	Yellow Medicine	24860	199	197	99.0	2	1.0	19.7	21.5
Grand Totals			2,216	1,340	60.5	876	39.5	26.2	28.6

Primary Care Providers/Cornerstone Network/MNN022

May 15, 2024

Created by...
HealthPartners

Primary Care Providers

10,451 providers at 2,682 locations

◆ All providers

Primary Care Providers

Employee Group
National Proxy Census
(Cornerstone)

Provider Group
Primary Care Providers

2,216 eligible locations

● With access (2,216)

● Without access (0)

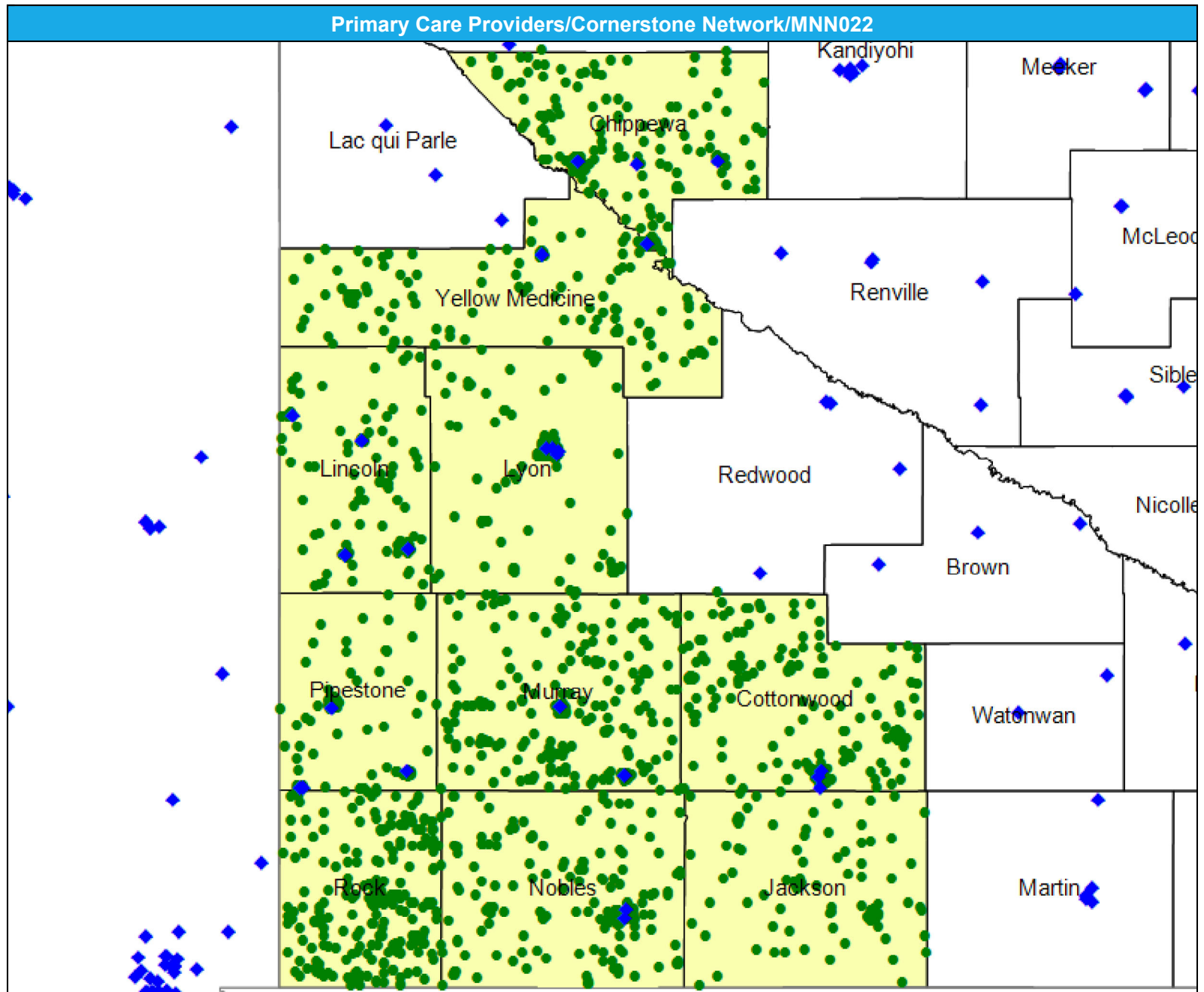
The Access Standard is defined as (National Proxy Census (Cornerstone)) eligibles accessing:

1 (Primary Care Providers) provider in 30 miles or 30 minutes

Service Areas

■ Cornerstone

21.57 miles



Access Detail By County SSA

May 15, 2024

Created by...
HealthPartners

Access Analysis
Primary Care Providers

Eligible / Provider Groups
National Proxy Census
(Cornerstone)
Primary Care Providers

¹ The Access Standard is defined as (National Proxy Census (Cornerstone)) eligibles accessing:
1 (Primary Care Providers) provider in 30 miles or 30 minutes

Primary Care Providers/Cornerstone Network/MNN022									
State Name	County	County SSA	Eligible	With Access ¹		Without Access ¹		Average Distance	Average Time
			#	#	%	#	%	1	1
Minnesota	Chippewa	24110	266	266	100.0	0	0.0	3.7	4.0
	Cottonwood	24160	255	255	100.0	0	0.0	8.7	9.4
	Jackson	24310	107	107	100.0	0	0.0	14.7	16.0
	Lincoln	24400	118	118	100.0	0	0.0	3.9	4.2
	Lyon	24410	136	136	100.0	0	0.0	7.8	8.5
	Murray	24500	321	321	100.0	0	0.0	7.1	7.7
	Nobles	24520	268	268	100.0	0	0.0	7.6	8.2
	Pipestone	24580	106	106	100.0	0	0.0	3.5	3.7
	Rock	24660	440	440	100.0	0	0.0	13.6	14.8
	Yellow Medicine	24860	199	199	100.0	0	0.0	10.0	10.9
Grand Totals			2,216	2,216	100.0	0	0.0	8.5	9.3

Mental Health Provider Prescribers/Cornerstone/MNN022

May 7, 2024

Created by...
HealthPartners

Mental Health Provider Prescribers

1,594 providers at 849 locations

◆ All providers

Mental Health Provider Prescribers

Employee Group
National Proxy Census
(Cornerstone)

Provider Group
Mental Health Provider
Prescribers

2,216 eligible locations

● With access (2,171)

● Without access (45)

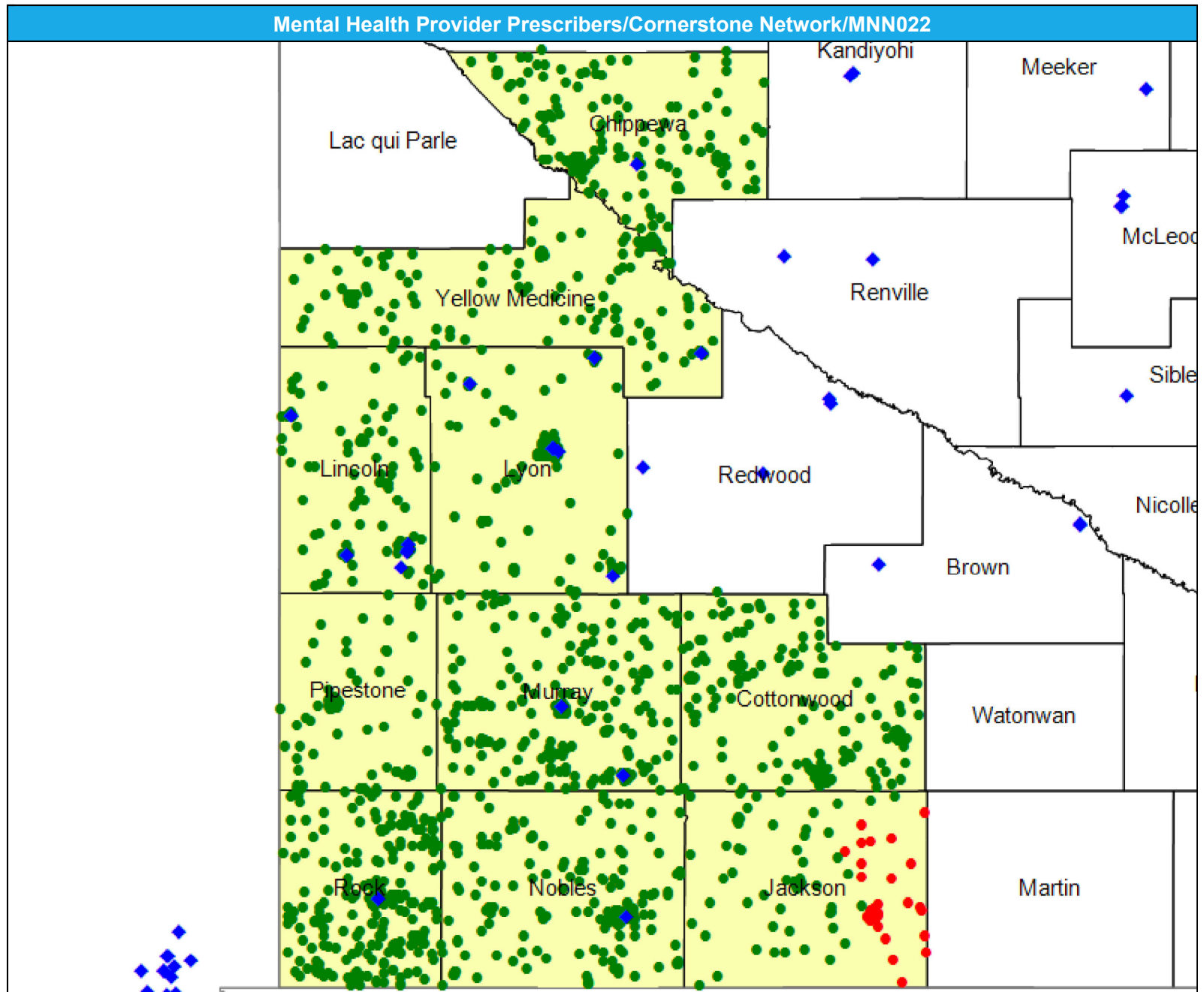
The Access Standard is defined as (National Proxy Census (Cornerstone)) eligibles accessing:

1 (Mental Health Provider Prescribers) provider in 30 miles or 30 minutes

Service Areas

■ Cornerstone

21.57 miles



Access Detail By County SSA

May 7, 2024

Created by...
HealthPartners

Access Analysis

Mental Health Provider Prescribers

Eligible / Provider Groups

National Proxy Census (Cornerstone)

Mental Health Provider Prescribers

¹ The Access Standard is defined as (National Proxy Census (Cornerstone)) eligibles accessing:

1 (Mental Health Provider Prescribers) provider in 30 miles or 30 minutes

Mental Health Provider Prescribers/Cornerstone Network/MNN022									
State Name	County	County SSA	Eligible	With Access ¹		Without Access ¹		Average Distance	Average Time
			#	#	%	#	%	1	1
Minnesota	Chippewa	24110	266	266	100.0	0	0.0	10.3	11.2
	Cottonwood	24160	255	255	100.0	0	0.0	21.6	23.5
	Jackson	24310	107	62	57.9	45	42.1	26.1	28.4
	Lincoln	24400	118	118	100.0	0	0.0	5.7	6.1
	Lyon	24410	136	136	100.0	0	0.0	3.6	3.8
	Murray	24500	321	321	100.0	0	0.0	6.9	7.5
	Nobles	24520	268	268	100.0	0	0.0	7.9	8.6
	Pipestone	24580	106	106	100.0	0	0.0	17.8	19.4
	Rock	24660	440	440	100.0	0	0.0	6.8	7.4
	Yellow Medicine	24860	199	199	100.0	0	0.0	13.5	14.7
Grand Totals			2,216	2,171	98.0	45	2.0	10.9	11.8

Mental Health Provider Prescribers: Child and Adolescent Psychiatrist/Cornerstone/MNN022

May 7, 2024

Created by...
HealthPartners

Child and Adolescent Psychiatrist

59 providers at 187 locations

◆ All providers

Child and Adolescent Psychiatrist

Employee Group

National Proxy Census
(Cornerstone)

Provider Group

Child and Adolescent
Psychiatrist

2,216 eligible locations

● With access (542)

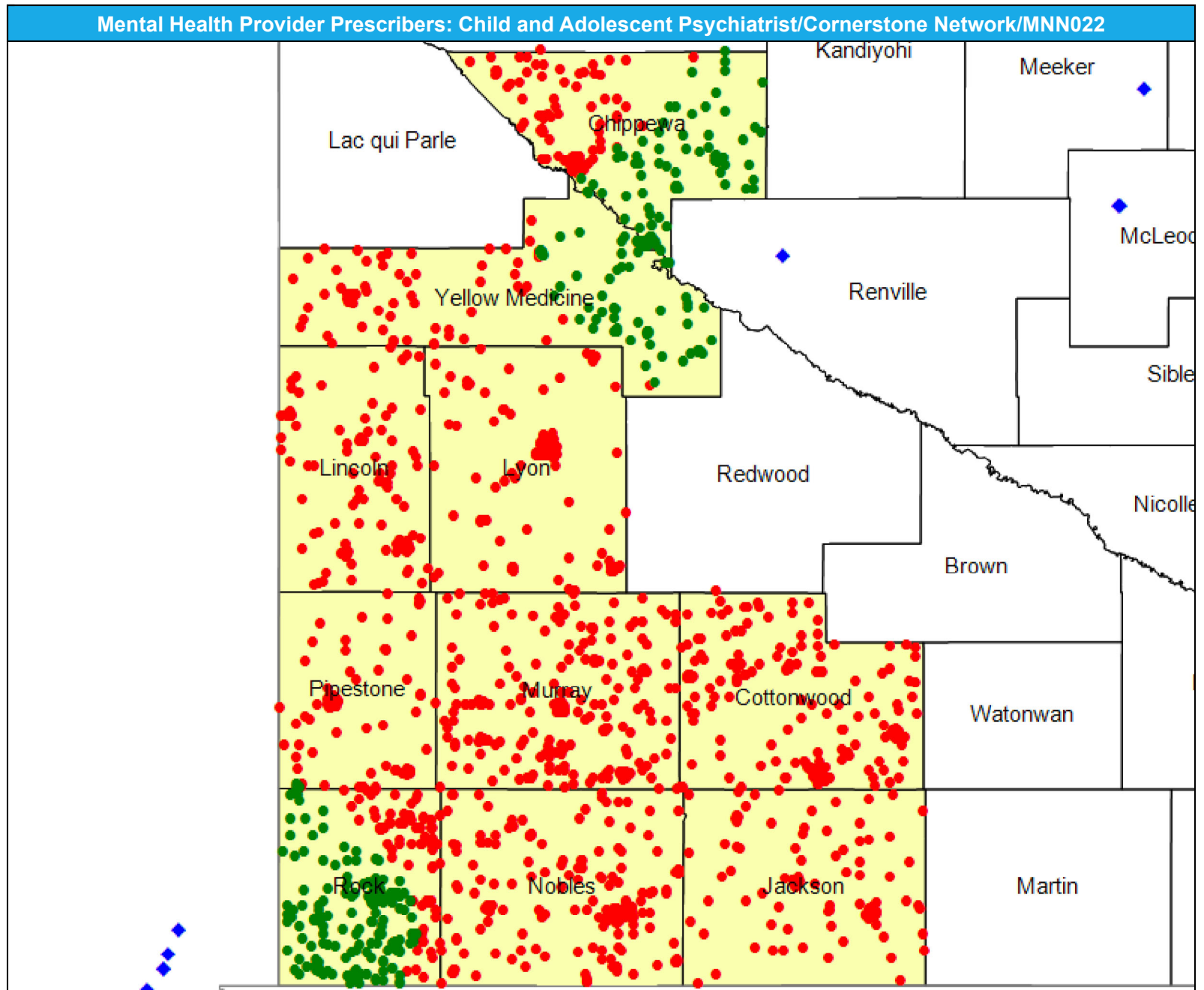
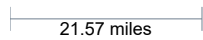
● Without access (1,674)

The Access Standard is defined as (National Proxy Census (Cornerstone)) eligibles accessing:

1 (Child and Adolescent Psychiatrist) provider in 30 miles or 30 minutes

Service Areas

■ Cornerstone



Access Detail By County SSA

May 7, 2024

Created by...
HealthPartners

Access Analysis

Child and Adolescent Psychiatrist

Eligible / Provider Groups

National Proxy Census (Cornerstone)
Child and Adolescent Psychiatrist

¹ The Access Standard is defined as (National Proxy Census (Cornerstone)) eligibles accessing:

1 (Child and Adolescent Psychiatrist) provider in 30 miles or 30 minutes

Mental Health Provider Prescribers: Child and Adolescent Psychiatrist/Cornerstone Network/MNN022									
State Name	County	County SSA	Eligible	With Access ¹		Without Access ¹		Average Distance	Average Time
			#	#	%	#	%	1	1
Minnesota	Chippewa	24110	266	92	34.6	174	65.4	30.0	32.7
	Cottonwood	24160	255	0	0.0	255	100.0	59.4	64.7
	Jackson	24310	107	0	0.0	107	100.0	77.1	84.1
	Lincoln	24400	118	0	0.0	118	100.0	60.0	65.4
	Lyon	24410	136	0	0.0	136	100.0	47.9	52.3
	Murray	24500	321	0	0.0	321	100.0	58.6	63.9
	Nobles	24520	268	0	0.0	268	100.0	51.8	56.4
	Pipestone	24580	106	1	0.9	105	99.1	42.5	46.3
	Rock	24660	440	343	78.0	97	22.0	26.9	29.3
	Yellow Medicine	24860	199	106	53.3	93	46.7	34.1	37.2
Grand Totals			2,216	542	24.5	1,674	75.5	45.5	49.6

Mental Health Provider Prescribers: Psychiatrists/Cornerstone/MNN022

May 7, 2024

Created by...
HealthPartners

Psychiatrists

1,075 providers at 840 locations

- ◆ All providers

Psychiatrists

Employee Group
National Proxy Census
(Cornerstone)

Provider Group
Psychiatrists

2,216 eligible locations

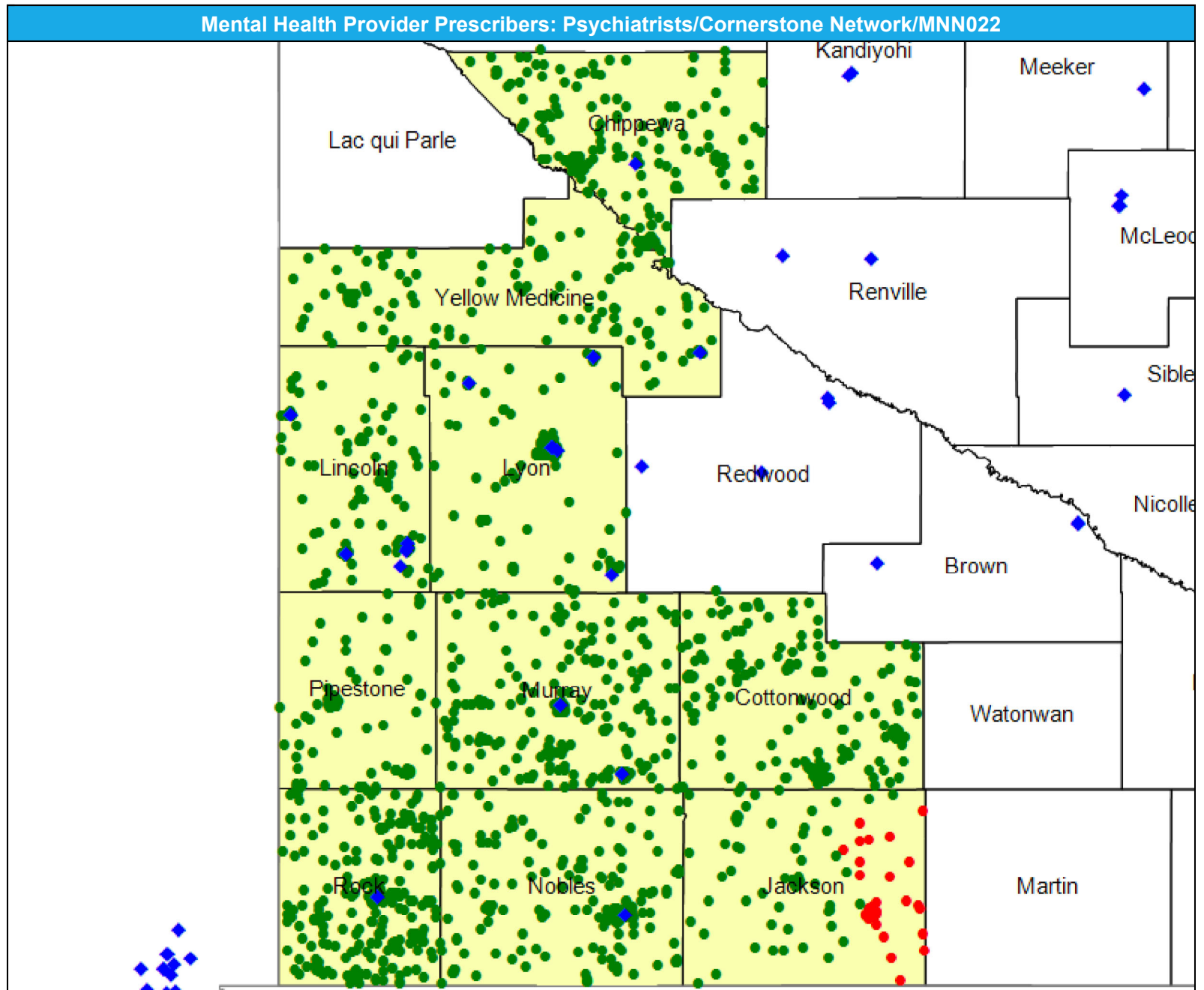
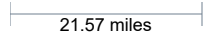
- With access (2,171)
- Without access (45)

The Access Standard is defined as (National Proxy Census (Cornerstone)) eligibles accessing:

1 (Psychiatrists) provider in 30 miles or 30 minutes

Service Areas

- Cornerstone



Access Detail By County SSA

May 7, 2024

Created by...
HealthPartners

Access Analysis
Psychiatrists

Eligible / Provider Groups
National Proxy Census
(Cornerstone)
Psychiatrists

¹ The Access Standard is defined as (National Proxy Census (Cornerstone)) eligibles accessing:
1 (Psychiatrists) provider in 30 miles or 30 minutes

Mental Health Provider Prescribers: Psychiatrists/Cornerstone Network/MNN022									
State Name	County	County SSA	Eligible	With Access ¹		Without Access ¹		Average Distance	Average Time
			#	#	%	#	%	1	1
Minnesota	Chippewa	24110	266	266	100.0	0	0.0	10.3	11.2
	Cottonwood	24160	255	255	100.0	0	0.0	21.6	23.5
	Jackson	24310	107	62	57.9	45	42.1	26.1	28.4
	Lincoln	24400	118	118	100.0	0	0.0	5.7	6.1
	Lyon	24410	136	136	100.0	0	0.0	3.6	3.8
	Murray	24500	321	321	100.0	0	0.0	6.9	7.5
	Nobles	24520	268	268	100.0	0	0.0	7.9	8.6
	Pipestone	24580	106	106	100.0	0	0.0	17.8	19.4
	Rock	24660	440	440	100.0	0	0.0	6.8	7.4
	Yellow Medicine	24860	199	199	100.0	0	0.0	13.5	14.7
Grand Totals			2,216	2,171	98.0	45	2.0	10.9	11.8

Mental Health Provider Prescribers: Mental Health Clinical Nurse Specialist/Cornerstone/MNN022

May 7, 2024

Created by...
HealthPartners

Mental Health Clinical Nurse Specialist

55 providers at 117 locations

- ◆ All providers

Mental Health Clinical Nurse Specialist

Employee Group

National Proxy Census
(Cornerstone)

Provider Group

Mental Health Clinical Nurse
Specialist

2,216 eligible locations

- With access (1,453)
- Without access (763)

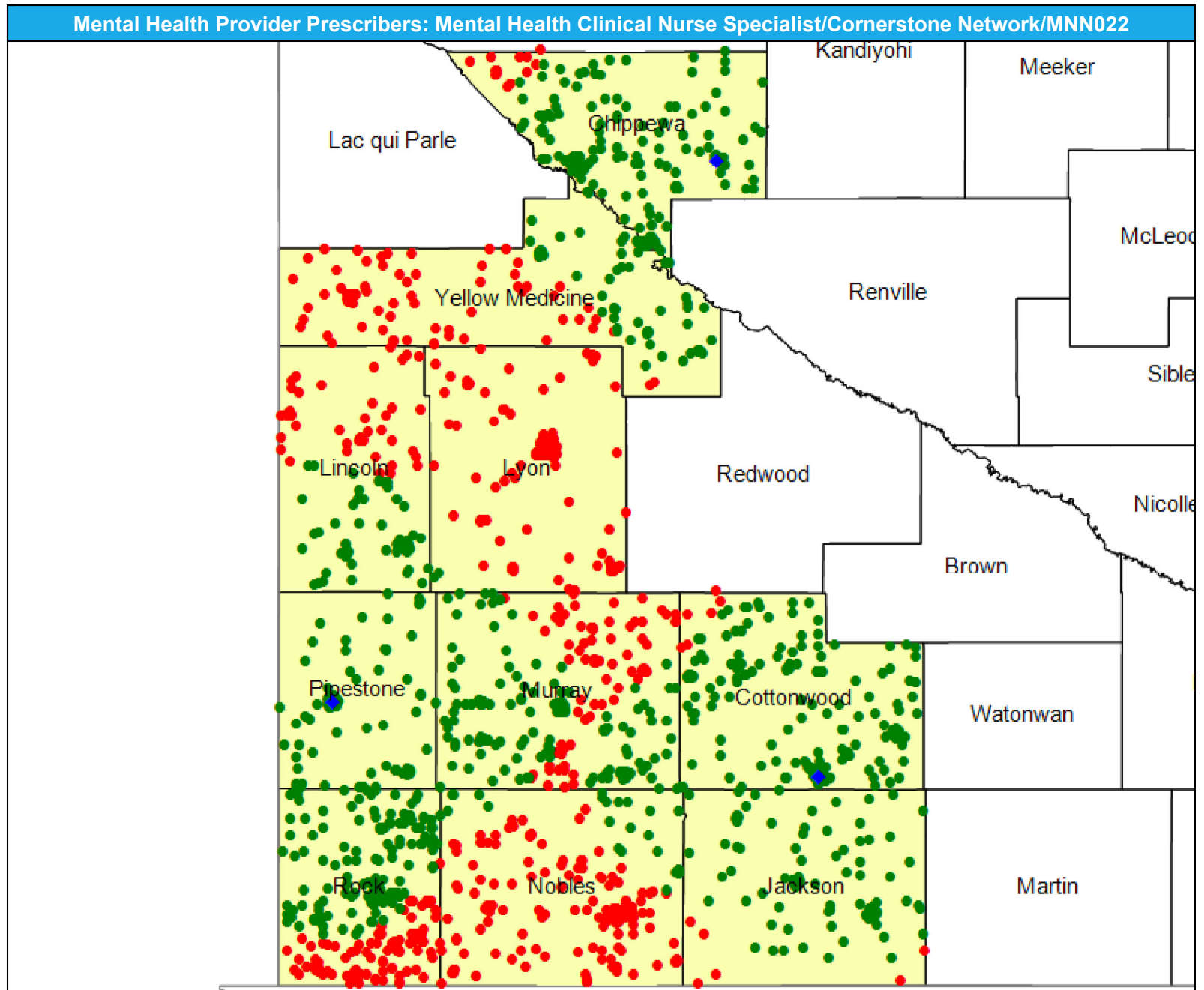
The Access Standard is defined as (National Proxy Census (Cornerstone)) eligibles accessing:

- 1 (Mental Health Clinical Nurse Specialist) provider in 30 miles or 30 minutes

Service Areas

- Cornerstone

21.57 miles



Access Detail By County SSA

May 7, 2024

Created by...
HealthPartners

Access Analysis

Mental Health Clinical Nurse Specialist

Eligible / Provider Groups

National Proxy Census (Cornerstone)

Mental Health Clinical Nurse Specialist

¹ The Access Standard is defined as (National Proxy Census (Cornerstone)) eligibles accessing:

1 (Mental Health Clinical Nurse Specialist) provider in 30 miles or 30 minutes

Mental Health Provider Prescribers: Mental Health Clinical Nurse Specialist/Cornerstone Network/MNN022									
State Name	County	County SSA	Eligible	With Access ¹		Without Access ¹		Average Distance	Average Time
			#	#	%	#	%	1	1
Minnesota	Chippewa	24110	266	253	95.1	13	4.9	16.3	17.8
	Cottonwood	24160	255	249	97.6	6	2.4	12.3	13.4
	Jackson	24310	107	101	94.4	6	5.6	18.6	20.3
	Lincoln	24400	118	62	52.5	56	47.5	29.6	32.3
	Lyon	24410	136	2	1.5	134	98.5	44.2	48.1
	Murray	24500	321	231	72.0	90	28.0	27.6	30.1
	Nobles	24520	268	28	10.4	240	89.6	36.6	39.9
	Pipestone	24580	106	106	100.0	0	0.0	7.4	8.0
	Rock	24660	440	314	71.4	126	28.6	27.4	29.9
	Yellow Medicine	24860	199	107	53.8	92	46.2	33.5	36.5
Grand Totals			2,216	1,453	65.6	763	34.4	25.8	28.1

Mental Health Providers/Cornerstone Network/MNN022

May 7, 2024

Created by...
HealthPartners

Mental Health Providers

18,622 providers at 4,772 locations

◆ All providers

Mental Health Providers

Employee Group
National Proxy Census
(Cornerstone)

Provider Group
Mental Health Providers

2,216 eligible locations

● With access (2,216)

● Without access (0)

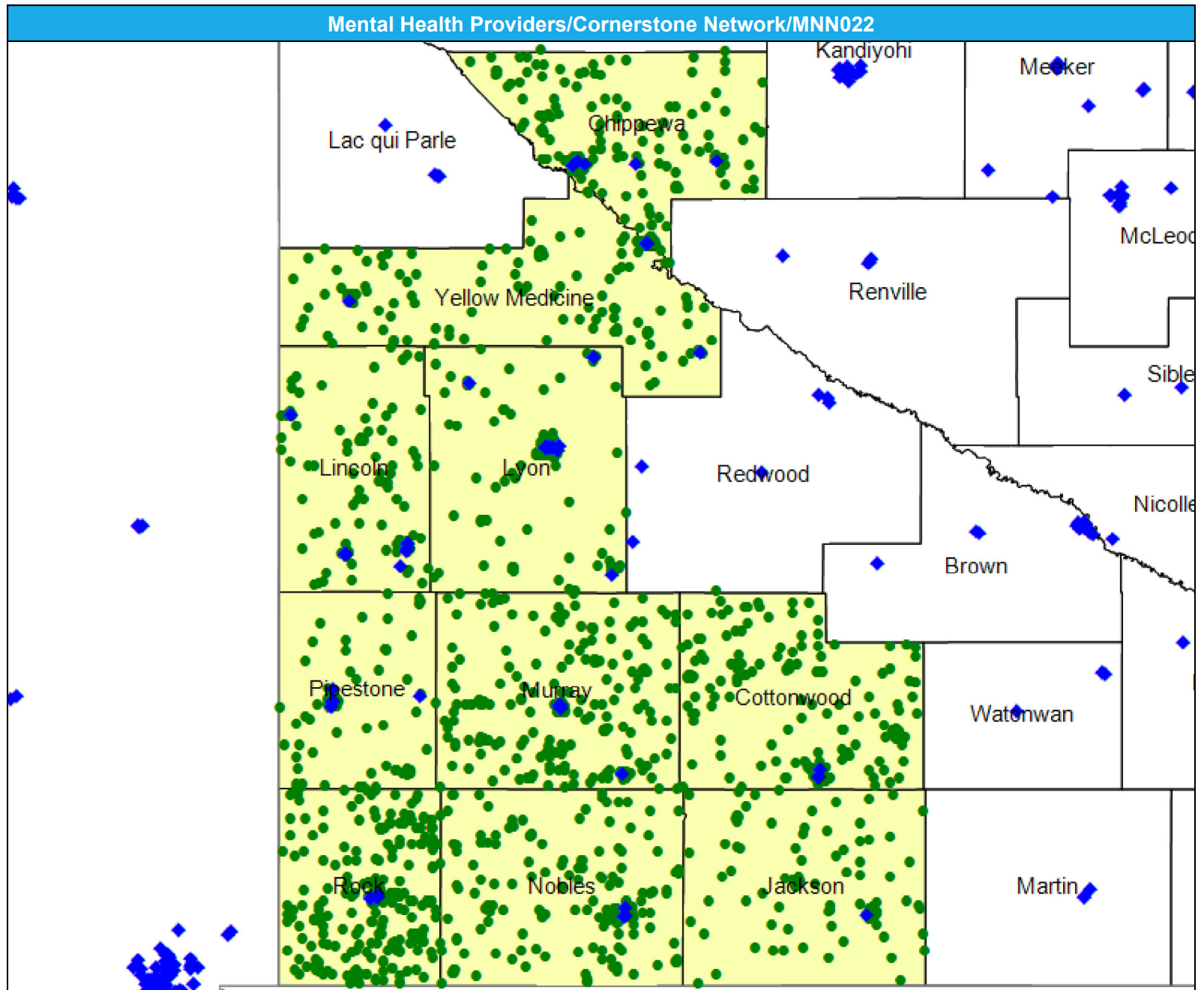
The Access Standard is defined as (National Proxy Census (Cornerstone)) eligibles accessing:

1 (Mental Health Providers) provider in 30 miles or 30 minutes

Service Areas

■ Cornerstone

21.57 miles



Access Detail By County SSA

May 7, 2024

Created by...
HealthPartners

Access Analysis
Mental Health Providers

Eligible / Provider Groups
National Proxy Census (Cornerstone)
Mental Health Providers

¹ The Access Standard is defined as (National Proxy Census (Cornerstone)) eligibles accessing:
1 (Mental Health Providers) provider in 30 miles or 30 minutes

Mental Health Providers/Cornerstone Network/MNN022									
State Name	County	County SSA	Eligible	With Access ¹		Without Access ¹		Average Distance	Average Time
			#	#	%	#	%	1	1
Minnesota	Chippewa	24110	266	266	100.0	0	0.0	3.9	4.2
	Cottonwood	24160	255	255	100.0	0	0.0	9.8	10.6
	Jackson	24310	107	107	100.0	0	0.0	8.4	9.1
	Lincoln	24400	118	118	100.0	0	0.0	5.6	6.1
	Lyon	24410	136	136	100.0	0	0.0	3.3	3.5
	Murray	24500	321	321	100.0	0	0.0	6.2	6.7
	Nobles	24520	268	268	100.0	0	0.0	7.4	8.0
	Pipestone	24580	106	106	100.0	0	0.0	4.6	5.0
	Rock	24660	440	440	100.0	0	0.0	5.9	6.4
	Yellow Medicine	24860	199	199	100.0	0	0.0	5.8	6.3
Grand Totals			2,216	2,216	100.0	0	0.0	6.2	6.7

Mental Health Providers Licensed Child and Adolescent Psychologists: LP/Cornerstone/MNN022

May 7, 2024

Created by...
HealthPartners

Licensed Child and Adolescent Psychologists: LP

337 providers at 413 locations

◆ All providers

Licensed Child and Adolescent Psychologists: LP

Employee Group
National Proxy Census
(Cornerstone)

Provider Group
Licensed Child and Adolescent
Psychologists: LP

2,216 eligible locations

- With access (1,361)
- Without access (855)

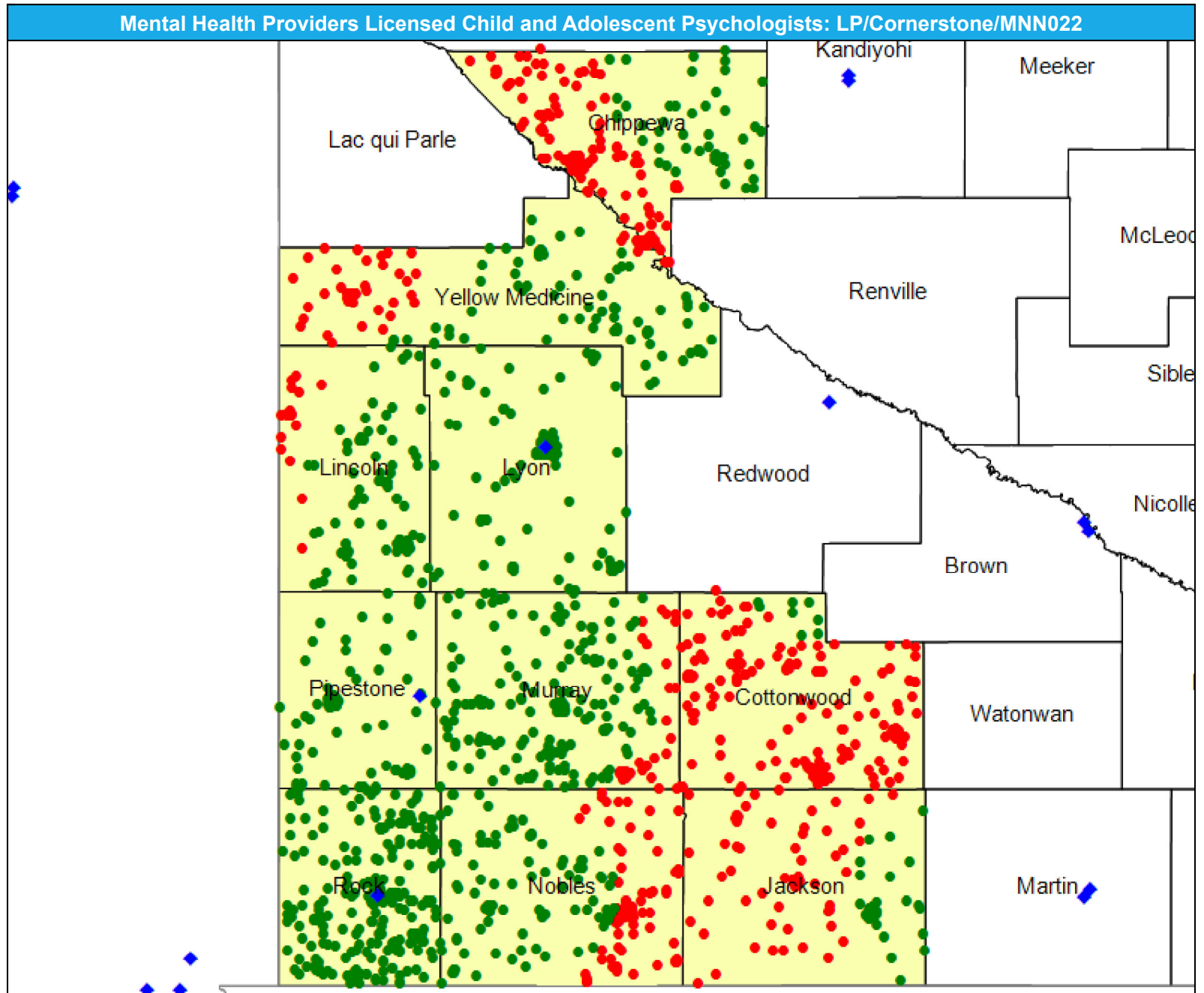
The Access Standard is defined as (National Proxy Census (Cornerstone)) eligibles accessing:

1 (Licensed Child and Adolescent Psychologists: LP) provider in 30 miles or 30 minutes

Service Areas

■ Cornerstone

21.57 miles



Access Detail By County SSA

May 7, 2024

Created by...
HealthPartners

Access Analysis
Licensed Child and Adolescent
Psychologists: LP

Eligible / Provider Groups
National Proxy Census
(Cornerstone)
Licensed Child and
Adolescent Psychologists: LP

¹ The Access Standard is defined
as (National Proxy Census
(Cornerstone)) eligibles
accessing:
1 (Licensed Child and
Adolescent Psychologists: LP)
provider in 30 miles or 30
minutes

Mental Health Providers Licensed Child and Adolescent Psychologists: LP/Cornerstone Network/Cornerstone/MNN022									
State Name	County	County SSA	Eligible	With Access ¹		Without Access ¹		Average Distance	Average Time
			#	#	%	#	%	1	1
Minnesota	Chippewa	24110	266	55	20.7	211	79.3	33.0	36.0
	Cottonwood	24160	255	8	3.1	247	96.9	37.9	41.3
	Jackson	24310	107	43	40.2	64	59.8	34.1	37.1
	Lincoln	24400	118	95	80.5	23	19.5	24.5	26.6
	Lyon	24410	136	136	100.0	0	0.0	9.3	10.1
	Murray	24500	321	266	82.9	55	17.1	21.4	23.3
	Nobles	24520	268	116	43.3	152	56.7	27.5	30.0
	Pipestone	24580	106	106	100.0	0	0.0	12.0	13.0
	Rock	24660	440	440	100.0	0	0.0	6.7	7.3
	Yellow Medicine	24860	199	96	48.2	103	51.8	29.7	32.4
Grand Totals			2,216	1,361	61.4	855	38.6	22.8	24.9

Mental Health Providers Licensed Psychologists: LP/Cornerstone Network/Cornerstone/MNN022

May 7, 2024

Created by...
HealthPartners

Licensed Psychologists: LP

3,420 providers at 1,730 locations

◆ All providers

Licensed Psychologists: LP

Employee Group

National Proxy Census
(Cornerstone)

Provider Group

Licensed Psychologists: LP

2,216 eligible locations

● With access (2,214)

● Without access (2)

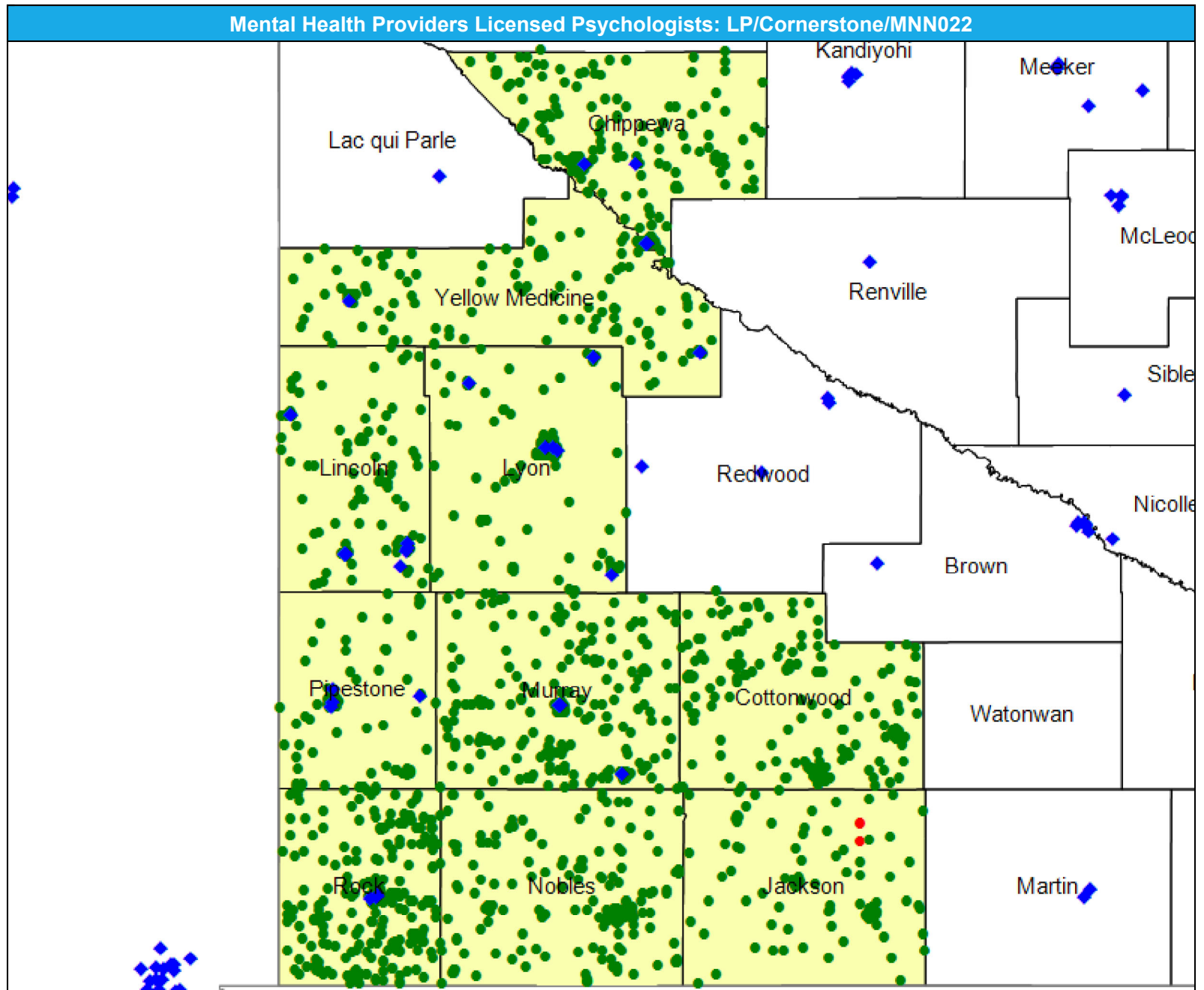
The Access Standard is defined as (National Proxy Census (Cornerstone)) eligibles accessing:

1 (Licensed Psychologists: LP) provider in 30 miles or 30 minutes

Service Areas

■ Cornerstone

21.57 miles



Access Detail By County SSA

May 7, 2024

Created by...
HealthPartners

Access Analysis

Licensed Psychologists: LP

Eligible / Provider Groups

National Proxy Census
(Cornerstone)

Licensed Psychologists: LP

¹ The Access Standard is defined as (National Proxy Census (Cornerstone)) eligibles accessing:

1 (Licensed Psychologists: LP) provider in 30 miles or 30 minutes

Mental Health Providers Licensed Psychologists: LP/Cornerstone Network/MNN022									
State Name	County	County SSA	Eligible	With Access ¹		Without Access ¹		Average Distance	Average Time
			#	#	%	#	%	1	1
Minnesota	Chippewa	24110	266	266	100.0	0	0.0	5.9	6.4
	Cottonwood	24160	255	255	100.0	0	0.0	21.6	23.5
	Jackson	24310	107	105	98.1	2	1.9	23.7	25.8
	Lincoln	24400	118	118	100.0	0	0.0	5.6	6.1
	Lyon	24410	136	136	100.0	0	0.0	3.4	3.6
	Murray	24500	321	321	100.0	0	0.0	6.3	6.8
	Nobles	24520	268	268	100.0	0	0.0	17.5	19.1
	Pipestone	24580	106	106	100.0	0	0.0	4.6	5.0
	Rock	24660	440	440	100.0	0	0.0	6.3	6.8
	Yellow Medicine	24860	199	199	100.0	0	0.0	5.9	6.4
Grand Totals			2,216	2,214	99.9	2	0.1	9.9	10.7

MH Providers Licensed Marriage and Family Therapists: LMFT or LMFTA/Cornerstone/MNN022

May 9, 2024

Created by...
HealthPartners

Licensed Marriage and Family Therapists: LMFT or LMFTA

3,027 providers at 1,546 locations

◆ All providers

Licensed Marriage and Family Therapists: LMFT or LMFTA

Employee Group
National Proxy Census
(Cornerstone)

Provider Group
Licensed Marriage and Family
Therapists: LMFT or LMFTA

2,216 eligible locations

- With access (2,170)
- Without access (46)

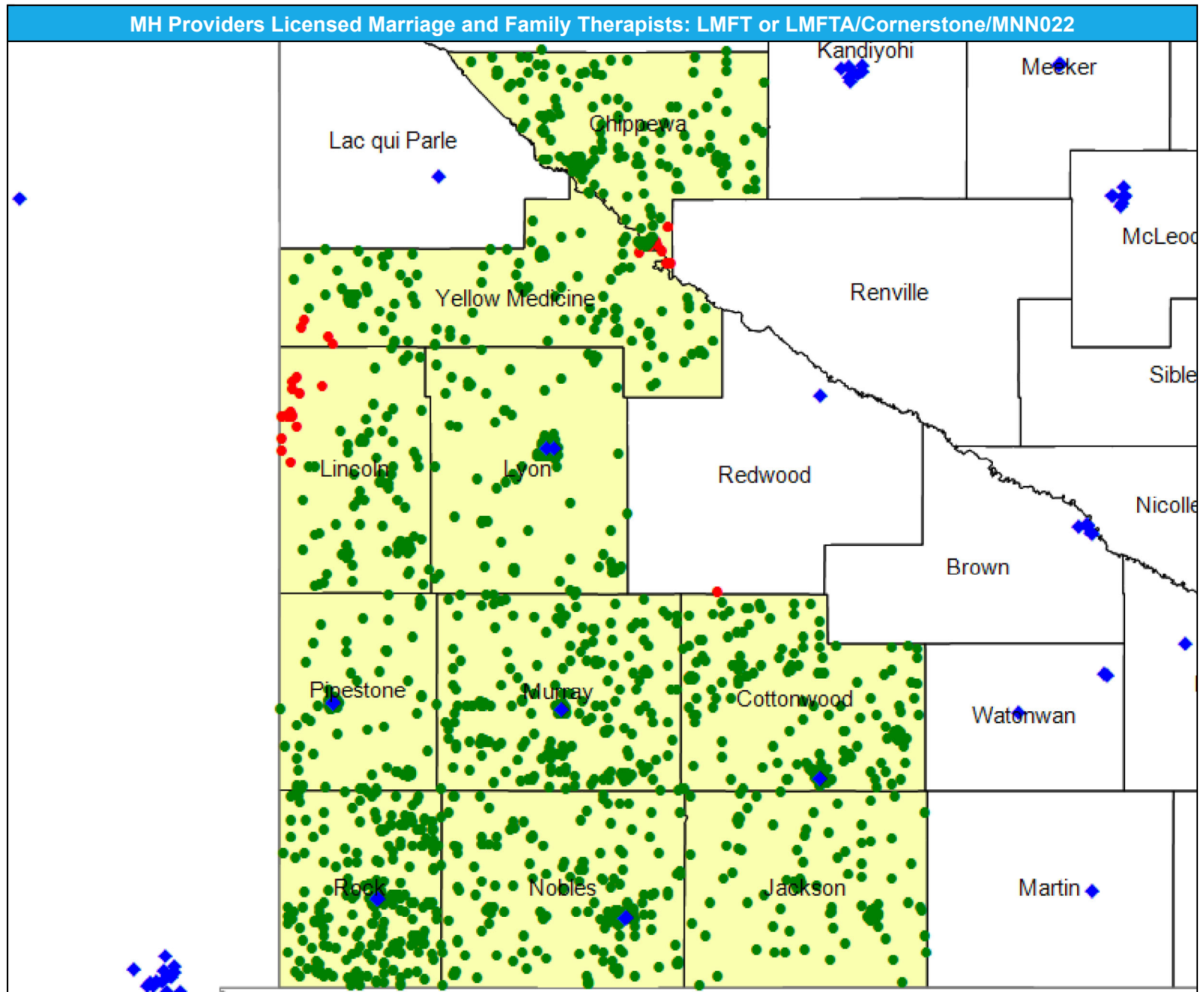
The Access Standard is defined as (National Proxy Census (Cornerstone)) eligibles accessing:

- 1 (Licensed Marriage and Family Therapists: LMFT or LMFTA) provider in 30 miles or 30 minutes

Service Areas

- Cornerstone

21.57 miles



Access Detail By County SSA

May 9, 2024

Created by...
HealthPartners

Access Analysis

Licensed Marriage and Family Therapists: LMFT or LMFTA

Eligible / Provider Groups

National Proxy Census (Cornerstone)

Licensed Marriage and Family Therapists: LMFT or LMFTA

¹ The Access Standard is defined as (National Proxy Census (Cornerstone)) eligibles accessing:

1 (Licensed Marriage and Family Therapists: LMFT or LMFTA) provider in 30 miles or 30 minutes

Mental Health Providers Licensed Marriage and Family Therapists: LMFT or LMFTA/Cornerstone Network/MNN022									
State Name	County	County SSA	Eligible	With Access ¹		Without Access ¹		Average Distance	Average Time
			#	#	%	#	%	1	1
Minnesota	Chippewa	24110	266	250	94.0	16	6.0	20.2	21.9
	Cottonwood	24160	255	254	99.6	1	0.4	11.1	12.1
	Jackson	24310	107	107	100.0	0	0.0	14.9	16.2
	Lincoln	24400	118	97	82.2	21	17.8	24.3	26.5
	Lyon	24410	136	136	100.0	0	0.0	9.0	9.8
	Murray	24500	321	321	100.0	0	0.0	10.0	10.8
	Nobles	24520	268	268	100.0	0	0.0	8.1	8.7
	Pipestone	24580	106	106	100.0	0	0.0	7.3	7.9
	Rock	24660	440	440	100.0	0	0.0	6.3	6.8
	Yellow Medicine	24860	199	191	96.0	8	4.0	23.3	25.4
Grand Totals			2,216	2,170	97.9	46	2.1	12.4	13.5

Mental Health Providers Licensed Professional Counselors: LPCC or LPC/Cornerstone/MNN022

May 7, 2024

Created by...
HealthPartners

Licensed Professional Counselors: LPCC or LPC

5,195 providers at 2,151 locations

◆ All providers

Licensed Professional Counselors: LPCC or LPC

Employee Group
National Proxy Census
(Cornerstone)

Provider Group
Licensed Professional
Counselors: LPCC or LPC

2,216 eligible locations

● With access (2,216)

● Without access (0)

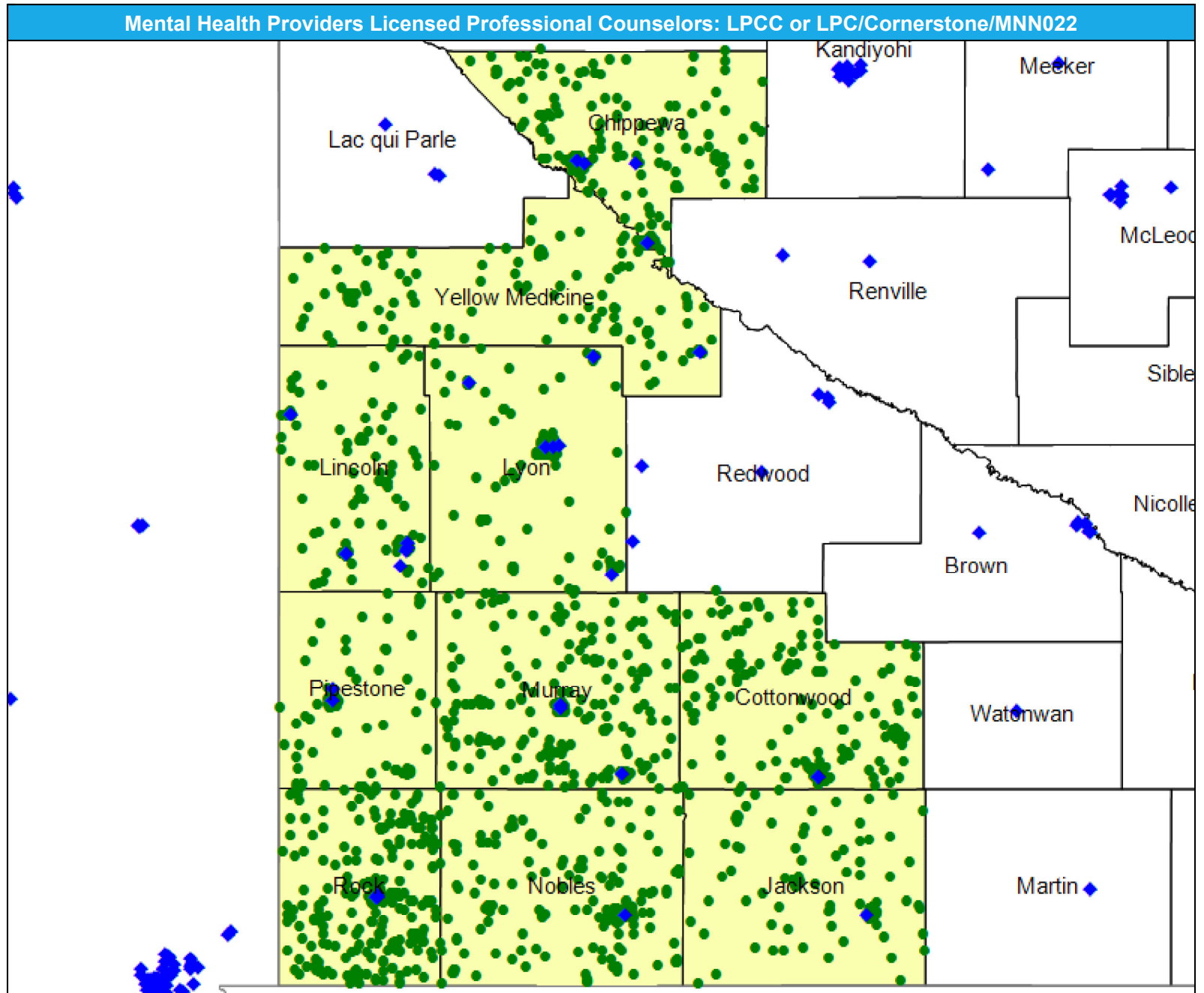
The Access Standard is defined as (National Proxy Census (Cornerstone)) eligibles accessing:

1 (Licensed Professional Counselors: LPCC or LPC) provider in 30 miles or 30 minutes

Service Areas

■ Cornerstone

21.57 miles



Access Detail By County SSA

May 7, 2024

Created by...
HealthPartners

Access Analysis

Licensed Professional Counselors: LPCC or LPC

Eligible / Provider Groups

National Proxy Census (Cornerstone)
Licensed Professional Counselors: LPCC or LPC

¹ The Access Standard is defined as (National Proxy Census (Cornerstone)) eligibles accessing:

1 (Licensed Professional Counselors: LPCC or LPC) provider in 30 miles or 30 minutes

Mental Health Providers Licensed Professional Counselors: LPCC or LPC/Cornerstone/MNN022									
State Name	County	County SSA	Eligible	With Access ¹		Without Access ¹		Average Distance	Average Time
			#	#	%	#	%	1	1
Minnesota	Chippewa	24110	266	266	100.0	0	0.0	5.1	5.5
	Cottonwood	24160	255	255	100.0	0	0.0	10.4	11.3
	Jackson	24310	107	107	100.0	0	0.0	8.5	9.2
	Lincoln	24400	118	118	100.0	0	0.0	5.7	6.1
	Lyon	24410	136	136	100.0	0	0.0	3.3	3.6
	Murray	24500	321	321	100.0	0	0.0	6.8	7.4
	Nobles	24520	268	268	100.0	0	0.0	7.9	8.6
	Pipestone	24580	106	106	100.0	0	0.0	6.3	6.8
	Rock	24660	440	440	100.0	0	0.0	6.3	6.9
	Yellow Medicine	24860	199	199	100.0	0	0.0	10.5	11.4
Grand Totals			2,216	2,216	100.0	0	0.0	7.2	7.8

Mental Health Providers Licensed Social Workers: LICSW, LCSW, and LISW/Cornerstone/MNN022

May 7, 2024

Created by...
HealthPartners

**Licensed Social Workers:
LICSW, LCSW, and LISW**

6,766 providers at 2,982 locations

◆ All providers

**Licensed Social Workers:
LICSW, LCSW, and LISW**

Employee Group

National Proxy Census
(Cornerstone)

Provider Group

Licensed Social Workers:
LICSW, LCSW, and LISW

2,216 eligible locations

● With access (2,216)

● Without access (0)

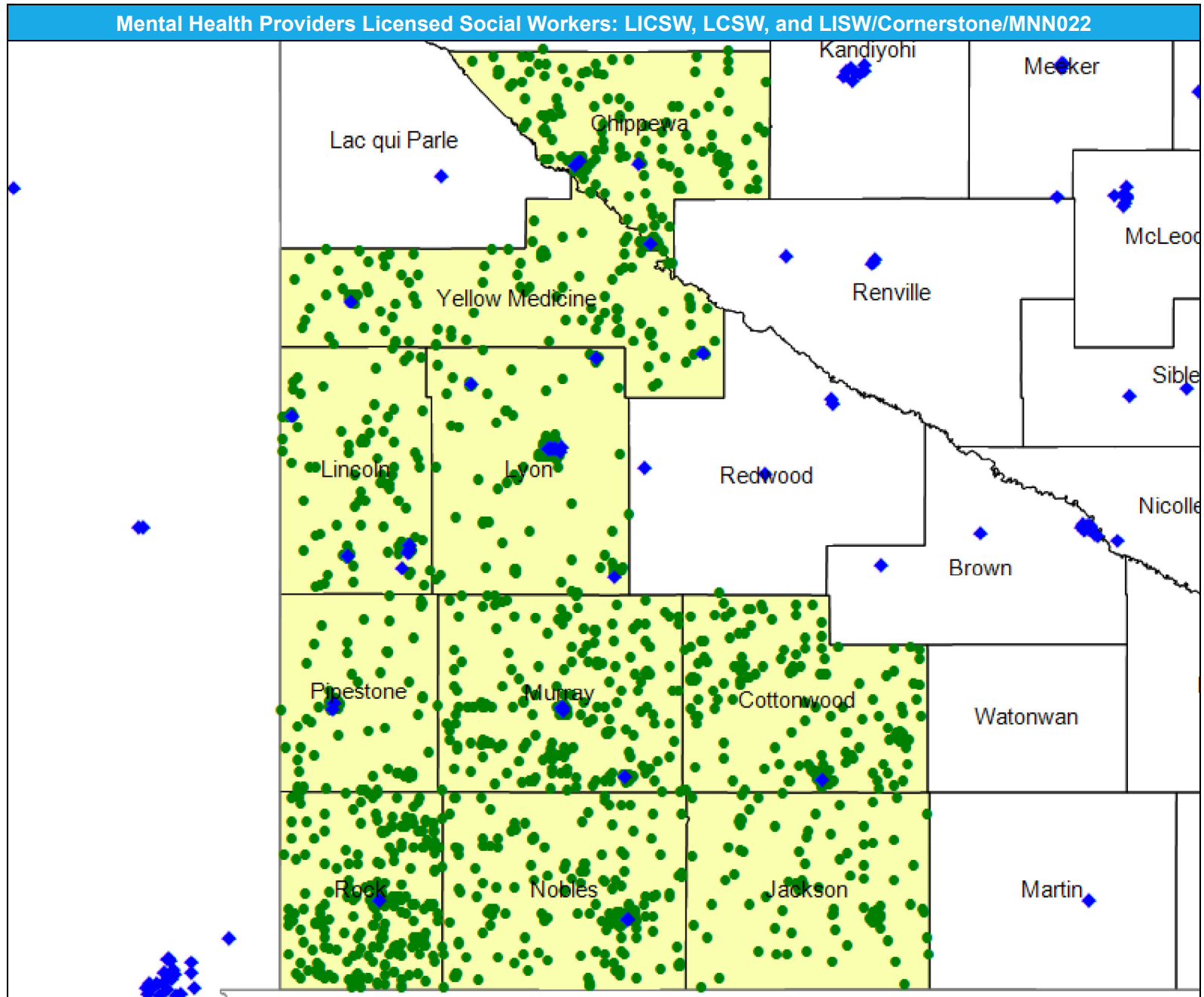
The Access Standard is defined as (National Proxy Census (Cornerstone)) eligibles accessing:

1 (Licensed Social Workers: LICSW, LCSW, and LISW) provider in 30 miles or 30 minutes

Service Areas

■ Cornerstone

21.57 miles



Access Detail By County SSA

May 7, 2024

Created by...
HealthPartners

Access Analysis

Licensed Social Workers:
LICSW, LCSW, and LISW

Eligible / Provider Groups

National Proxy Census
(Cornerstone)

Licensed Social Workers:
LICSW, LCSW, and LISW

¹ The Access Standard is defined as (National Proxy Census (Cornerstone)) eligibles accessing:

1 (Licensed Social Workers: LICSW, LCSW, and LISW) provider in 30 miles or 30 minutes

Mental Health Providers Licensed Social Workers: LICSW, LCSW, and LISW/Cornerstone/MNN022									
State Name	County	County SSA	Eligible	With Access ¹		Without Access ¹		Average Distance	Average Time
			#	#	%	#	%	1	1
Minnesota	Chippewa	24110	266	266	100.0	0	0.0	5.0	5.4
	Cottonwood	24160	255	255	100.0	0	0.0	10.3	11.1
	Jackson	24310	107	107	100.0	0	0.0	15.2	16.5
	Lincoln	24400	118	118	100.0	0	0.0	5.6	6.1
	Lyon	24410	136	136	100.0	0	0.0	3.3	3.6
	Murray	24500	321	321	100.0	0	0.0	6.8	7.3
	Nobles	24520	268	268	100.0	0	0.0	7.6	8.3
	Pipestone	24580	106	106	100.0	0	0.0	6.2	6.8
	Rock	24660	440	440	100.0	0	0.0	6.2	6.7
	Yellow Medicine	24860	199	199	100.0	0	0.0	5.9	6.4
Grand Totals			2,216	2,216	100.0	0	0.0	7.0	7.6

MH Providers: Other providers designated as licensed mental health providers/Cornerstone/MNN022

May 7, 2024

Created by...
HealthPartners

Other providers designated as licensed mental health providers

1,275 providers at 1,248 locations
◆ All providers

Other providers designated as licensed mental health providers

Employee Group
National Proxy Census (Cornerstone)
Provider Group
Other providers designated as licensed mental health providers

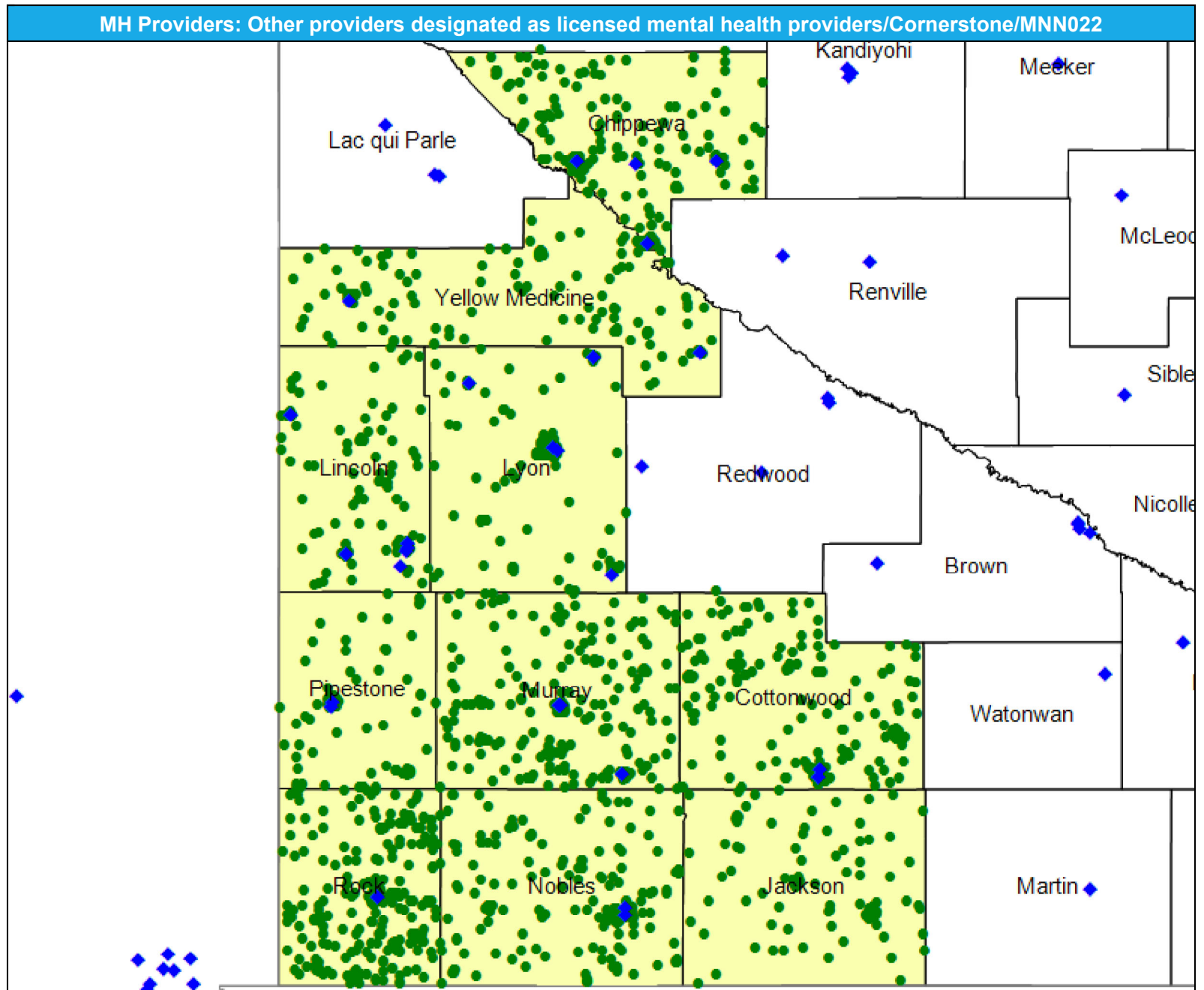
2,216 eligible locations
● With access (2,216)
● Without access (0)

The Access Standard is defined as (National Proxy Census (Cornerstone)) eligibles accessing:

1 (Other providers designated as licensed mental health providers) provider in 30 miles or 30 minutes

Service Areas
■ Cornerstone

21.57 miles



Access Detail By County SSA

May 7, 2024

Created by...
HealthPartners

Access Analysis

Other providers designated as licensed mental health providers

Eligible / Provider Groups

National Proxy Census (Cornerstone)

Other providers designated as licensed mental health providers

¹ The Access Standard is defined as (National Proxy Census (Cornerstone)) eligibles accessing:

1 (Other providers designated as licensed mental health providers) provider in 30 miles or 30 minutes

MH Providers: Other providers designated as licensed mental health providers/Cornerstone/MNN022									
State Name	County	County SSA	Eligible	With Access ¹		Without Access ¹		Average Distance	Average Time
			#	#	%	#	%	1	1
Minnesota	Chippewa	24110	266	266	100.0	0	0.0	4.1	4.4
	Cottonwood	24160	255	255	100.0	0	0.0	9.9	10.7
	Jackson	24310	107	107	100.0	0	0.0	15.2	16.6
	Lincoln	24400	118	118	100.0	0	0.0	5.6	6.1
	Lyon	24410	136	136	100.0	0	0.0	3.7	4.0
	Murray	24500	321	321	100.0	0	0.0	6.8	7.4
	Nobles	24520	268	268	100.0	0	0.0	7.6	8.3
	Pipestone	24580	106	106	100.0	0	0.0	6.3	6.8
	Rock	24660	440	440	100.0	0	0.0	6.3	6.9
	Yellow Medicine	24860	199	199	100.0	0	0.0	6.0	6.5
Grand Totals			2,216	2,216	100.0	0	0.0	6.9	7.5

Pediatric Services Providers (Primary Care)/Cornerstone Network/MNN022

May 15, 2024

Created by...
HealthPartners

Pediatric Services

2,691 providers at 1,346 locations

◆ All providers

Pediatric Services Providers

Employee Group
National Proxy Census
(Cornerstone)

Provider Group

Pediatric Services

2,216 eligible locations

● With access (2,216)

● Without access (0)

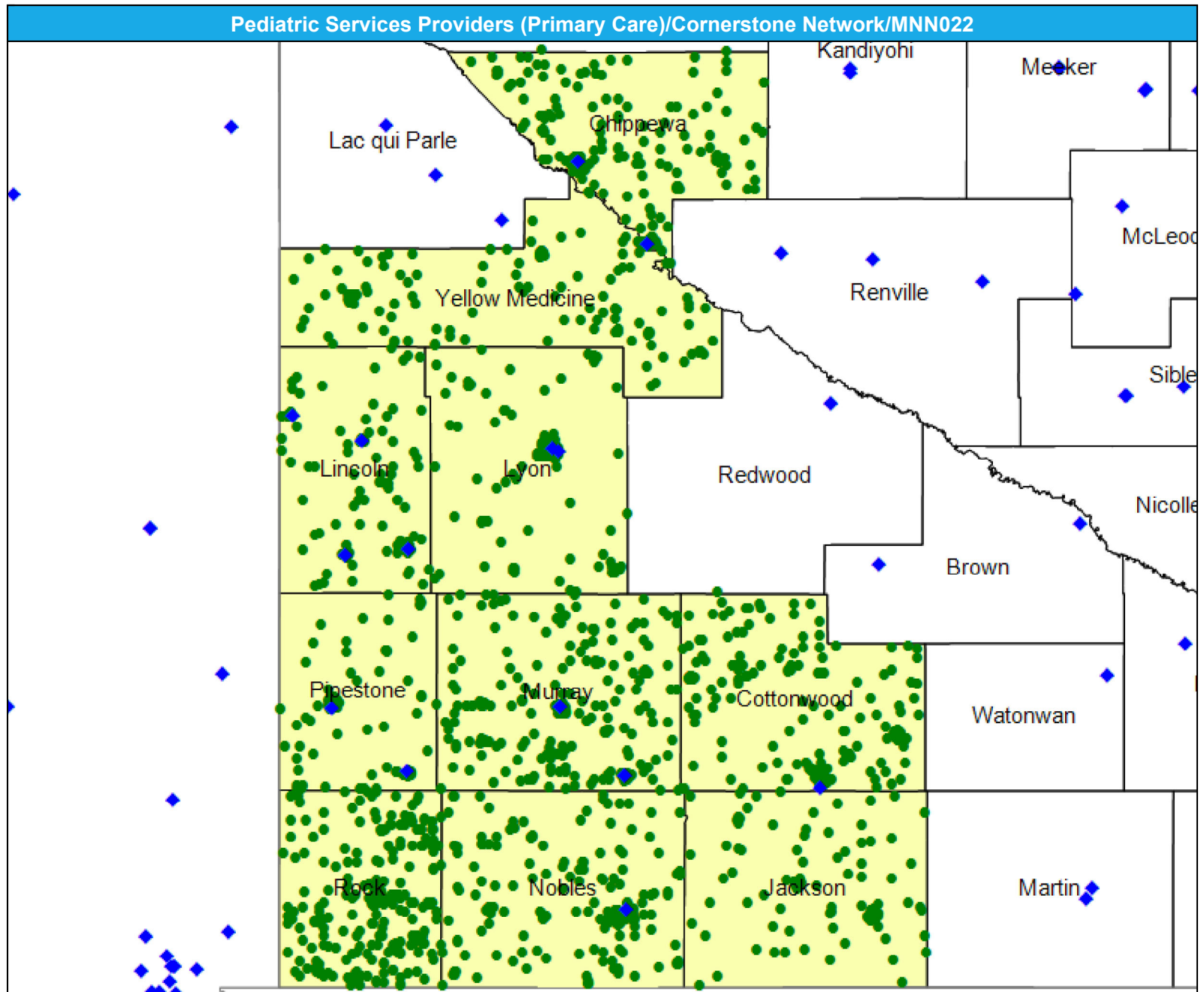
The Access Standard is defined as (National Proxy Census (Cornerstone)) eligibles accessing:

1 (Pediatric Services) provider
in 30 miles or 30 minutes

Service Areas

■ Cornerstone

21.57 miles



Access Detail By County SSA

May 15, 2024

Created by...
HealthPartners

Access Analysis
Pediatric Services Providers

Eligible / Provider Groups
National Proxy Census
(Cornerstone)
Pediatric Services

¹ The Access Standard is defined as (National Proxy Census (Cornerstone)) eligibles accessing:
1 (Pediatric Services) provider in 30 miles or 30 minutes

Pediatric Services Providers (Primary Care)/Cornerstone Network/MNN022									
State Name	County	County SSA	Eligible	With Access ¹		Without Access ¹		Average Distance	Average Time
			#	#	%	#	%	1	1
Minnesota	Chippewa	24110	266	266	100.0	0	0.0	6.6	7.2
	Cottonwood	24160	255	255	100.0	0	0.0	11.3	12.3
	Jackson	24310	107	107	100.0	0	0.0	16.3	17.7
	Lincoln	24400	118	118	100.0	0	0.0	3.9	4.2
	Lyon	24410	136	136	100.0	0	0.0	8.3	9.0
	Murray	24500	321	321	100.0	0	0.0	7.2	7.8
	Nobles	24520	268	268	100.0	0	0.0	7.9	8.5
	Pipestone	24580	106	106	100.0	0	0.0	4.2	4.5
	Rock	24660	440	440	100.0	0	0.0	14.3	15.6
	Yellow Medicine	24860	199	199	100.0	0	0.0	11.2	12.2
Grand Totals			2,216	2,216	100.0	0	0.0	9.6	10.5

Allergy, Immunology and Rheumatology/Cornerstone Network/MNN022

May 7, 2024

Created by...
HealthPartners

Allergy, Immunology and Rheumatology

352 providers at 331 locations

◆ All providers

Allergy, Immunology and Rheumatology

Employee Group
National Proxy Census
(Cornerstone)

Provider Group
Allergy, Immunology and
Rheumatology

2,216 eligible locations

● With access (2,213)

● Without access (3)

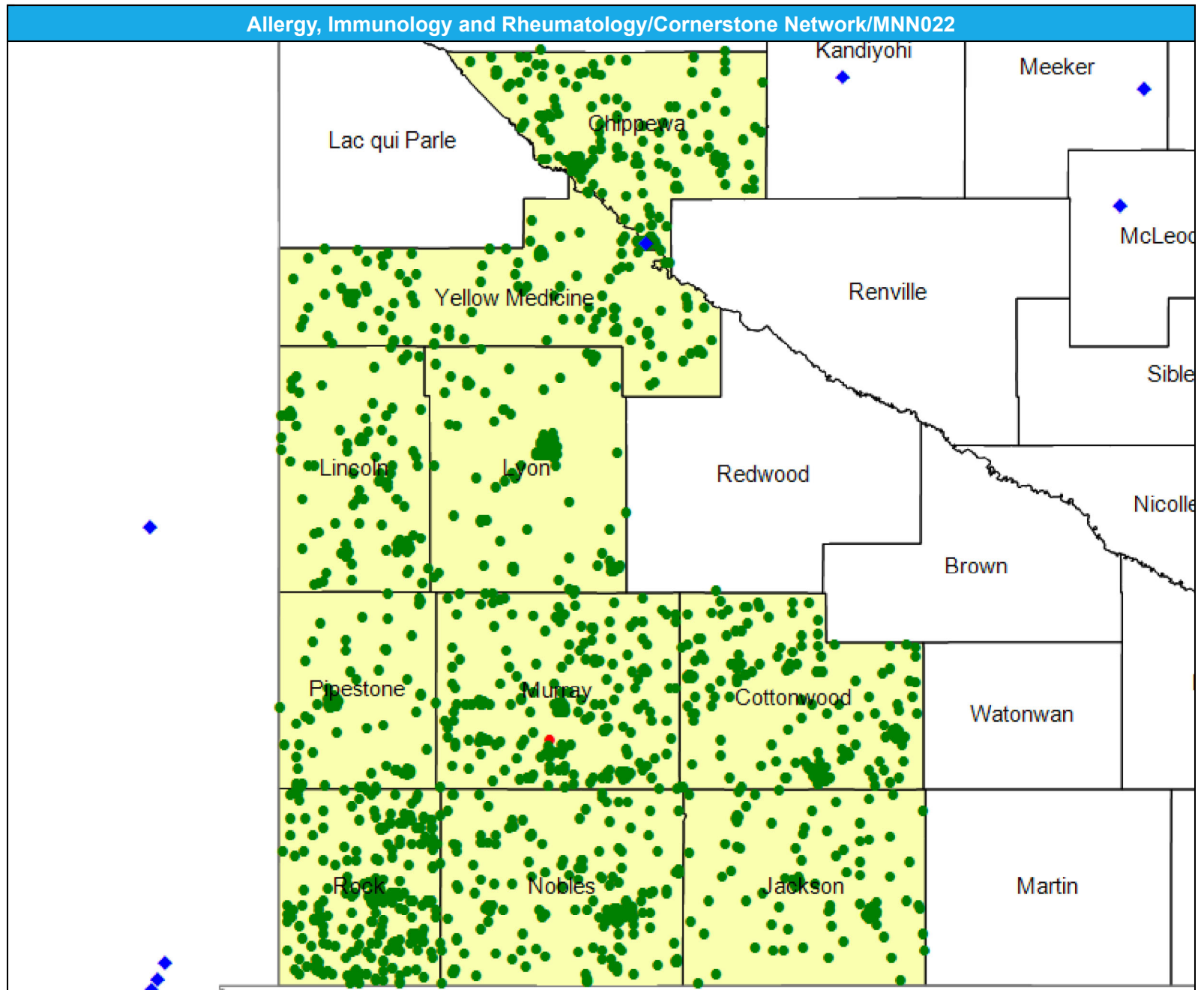
The Access Standard is defined as (National Proxy Census (Cornerstone)) eligibles accessing:

1 (Allergy, Immunology and Rheumatology) provider in 60 miles or 60 minutes

Service Areas

■ Cornerstone

21.57 miles



Access Detail By County SSA

May 7, 2024

Created by...
HealthPartners

Access Analysis

Allergy, Immunology and Rheumatology

Eligible / Provider Groups

National Proxy Census (Cornerstone)

Allergy, Immunology and Rheumatology

¹ The Access Standard is defined as (National Proxy Census (Cornerstone)) eligibles accessing:

1 (Allergy, Immunology and Rheumatology) provider in 60 miles or 60 minutes

Allergy, Immunology and Rheumatology/Cornerstone Network/MNN022									
State Name	County	County SSA	Eligible	With Access ¹		Without Access ¹		Average Distance	Average Time
			#	#	%	#	%	1	1
Minnesota	Chippewa	24110	266	266	100.0	0	0.0	15.6	16.9
	Cottonwood	24160	255	255	100.0	0	0.0	39.6	43.2
	Jackson	24310	107	107	100.0	0	0.0	22.2	24.1
	Lincoln	24400	118	118	100.0	0	0.0	30.3	33.1
	Lyon	24410	136	136	100.0	0	0.0	35.0	38.1
	Murray	24500	321	318	99.1	3	0.9	53.5	58.5
	Nobles	24520	268	268	100.0	0	0.0	38.1	42.1
	Pipestone	24580	106	106	100.0	0	0.0	40.3	45.0
	Rock	24660	440	440	100.0	0	0.0	30.6	36.6
	Yellow Medicine	24860	199	199	100.0	0	0.0	19.4	21.2
Grand Totals			2,216	2,213	99.9	3	0.1	33.4	37.2

Anesthesiology Physicians and Certified Registered Nurse Anesthetists/Cornerstone/MNN022

May 7, 2024

Created by...
HealthPartners

Anesthesiology Physicians and Certified Registered Nurse Anesthetists

4,951 providers at 544 locations
◆ All providers

Anesthesiology Physicians and Certified Registered Nurse Anesthetists

Employee Group
National Proxy Census
(Cornerstone)

Provider Group
Anesthesiology Physicians and
Certified Registered Nurse
Anesthetists

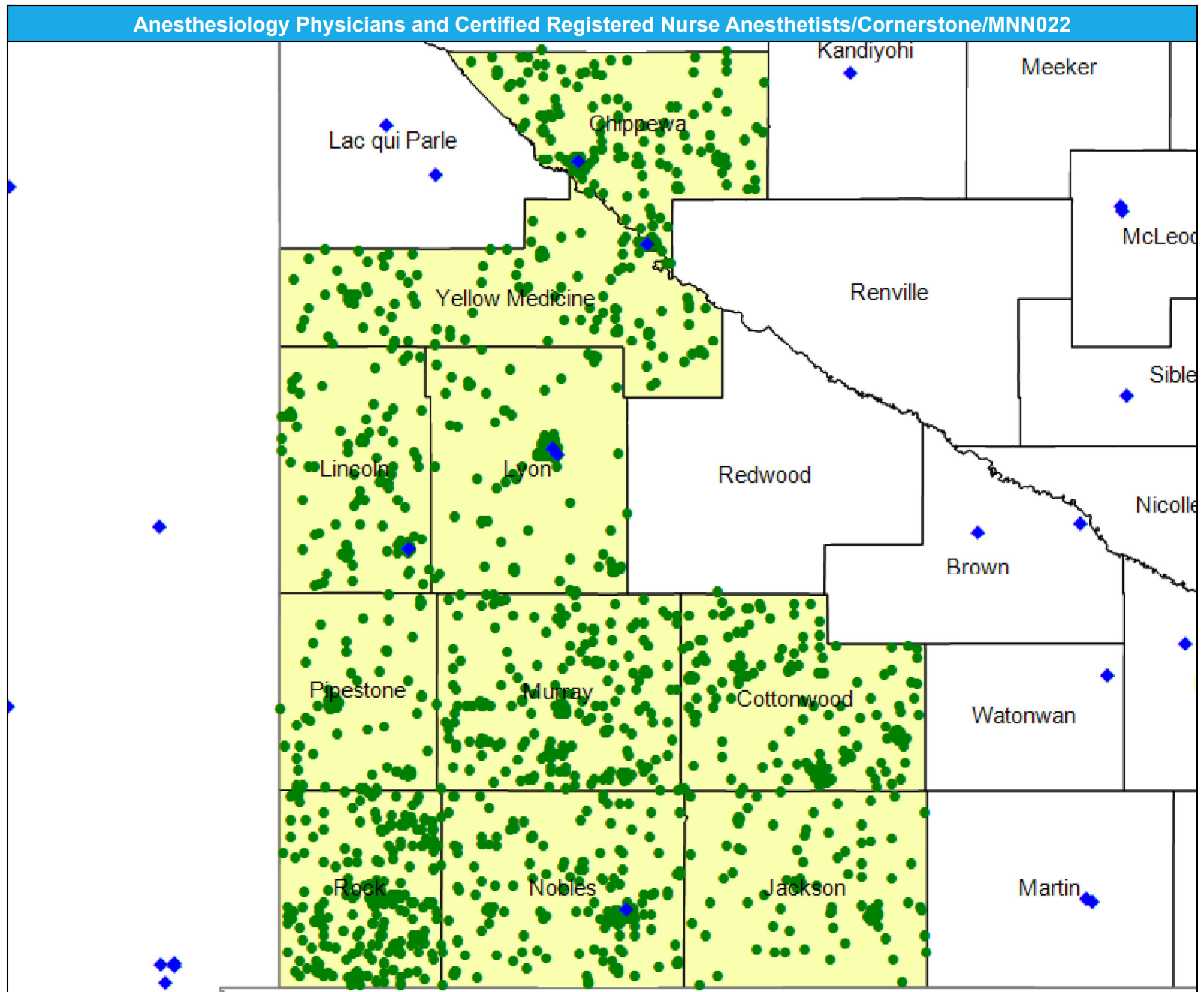
2,216 eligible locations
● With access (2,216)
● Without access (0)

The Access Standard is defined as (National Proxy Census (Cornerstone)) eligibles accessing:

1 (Anesthesiology Physicians and Certified Registered Nurse Anesthetists) provider in 60 miles or 60 minutes

Service Areas
■ Cornerstone

21.57 miles



Access Detail By County SSA

May 7, 2024

Created by...
HealthPartners

Access Analysis
Anesthesiology Physicians and
Certified Registered Nurse
Anesthetists

Eligible / Provider Groups
National Proxy Census
(Cornerstone)
Anesthesiology Physicians
and Certified Registered
Nurse Anesthetists

¹ The Access Standard is defined
as (National Proxy Census
(Cornerstone)) eligibles
accessing:

1 (Anesthesiology Physicians
and Certified Registered Nurse
Anesthetists) provider in 60
miles or 60 minutes

Anesthesiology Physicians and Certified Registered Nurse Anesthetists/Cornerstone/MNN022									
State Name	County	County SSA	Eligible	With Access ¹		Without Access ¹		Average Distance	Average Time
			#	#	%	#	%	1	1
Minnesota	Chippewa	24110	266	266	100.0	0	0.0	6.8	7.4
	Cottonwood	24160	255	255	100.0	0	0.0	33.4	36.4
	Jackson	24310	107	107	100.0	0	0.0	24.9	27.1
	Lincoln	24400	118	118	100.0	0	0.0	13.9	15.1
	Lyon	24410	136	136	100.0	0	0.0	8.4	9.2
	Murray	24500	321	321	100.0	0	0.0	24.9	27.1
	Nobles	24520	268	268	100.0	0	0.0	9.9	10.8
	Pipestone	24580	106	106	100.0	0	0.0	24.7	26.9
	Rock	24660	440	440	100.0	0	0.0	27.7	30.2
	Yellow Medicine	24860	199	199	100.0	0	0.0	14.0	15.3
Grand Totals			2,216	2,216	100.0	0	0.0	19.9	21.6

Cardiac Surgery/Cornerstone Network/MNN022

May 7, 2024

Created by...
HealthPartners

Cardiac Surgery

219 providers at 150 locations

- ◆ All providers

Cardiac Surgery

Employee Group

National Proxy Census
(Cornerstone)

Provider Group

Cardiac Surgery

2,216 eligible locations

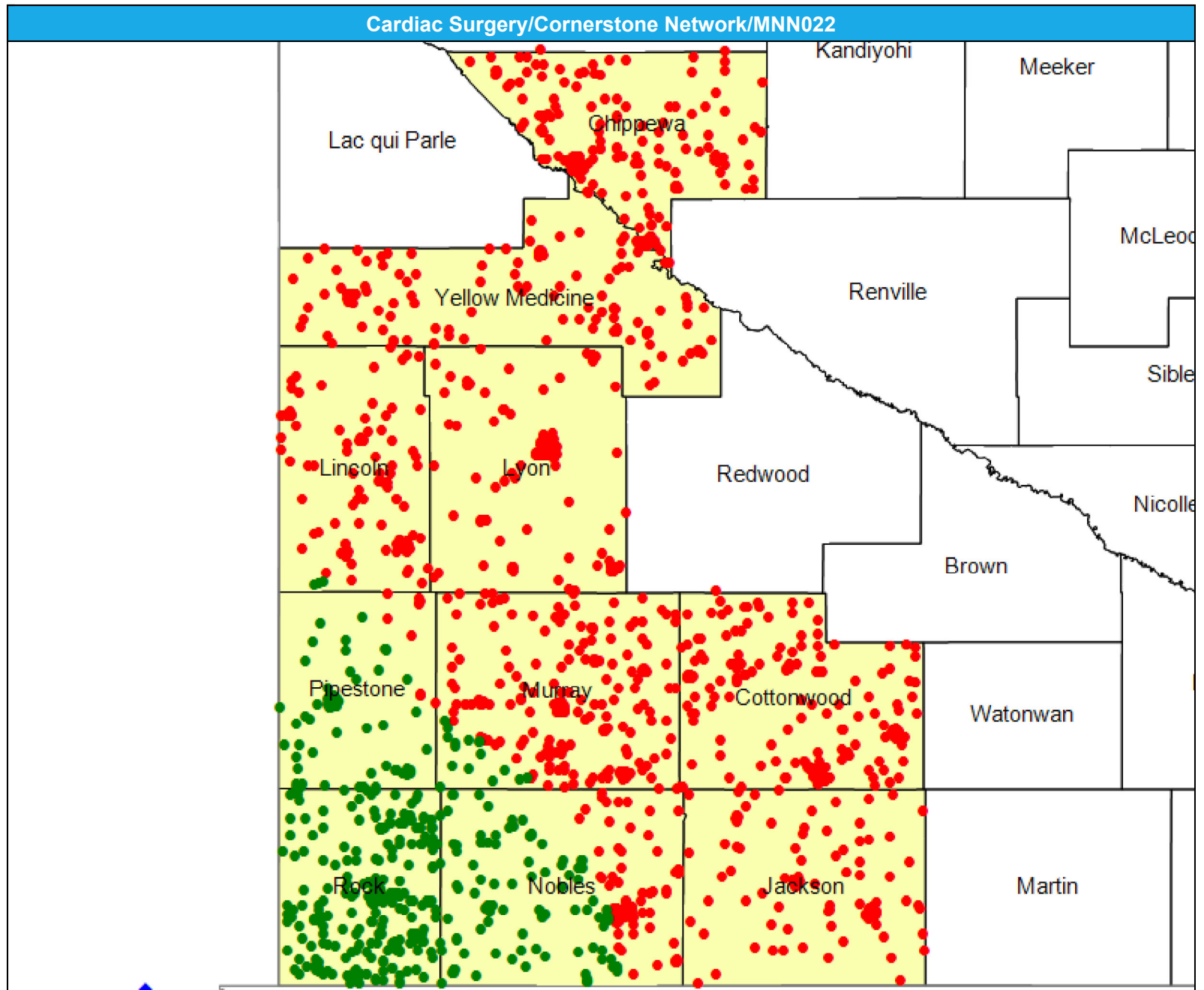
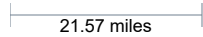
- With access (673)
- Without access (1,543)

The Access Standard is defined as (National Proxy Census (Cornerstone)) eligibles accessing:

- 1 (Cardiac Surgery) provider in 60 miles or 60 minutes

Service Areas

- Cornerstone



Access Detail By County SSA

May 7, 2024

Created by...
HealthPartners

Access Analysis
Cardiac Surgery

Eligible / Provider Groups
National Proxy Census
(Cornerstone)
Cardiac Surgery

¹ The Access Standard is defined as (National Proxy Census (Cornerstone)) eligibles accessing:

1 (Cardiac Surgery) provider in 60 miles or 60 minutes

Cardiac Surgery/Cornerstone Network/MNN022									
State Name	County	County SSA	Eligible	With Access ¹		Without Access ¹		Average Distance	Average Time
			#	#	%	#	%	1	1
Minnesota	Chippewa	24110	266	0	0.0	266	100.0	87.3	98.6
	Cottonwood	24160	255	0	0.0	255	100.0	88.6	102.6
	Jackson	24310	107	0	0.0	107	100.0	85.8	98.7
	Lincoln	24400	118	3	2.5	115	97.5	71.9	86.3
	Lyon	24410	136	0	0.0	136	100.0	87.9	104.7
	Murray	24500	321	15	4.7	306	95.3	70.2	84.2
	Nobles	24520	268	119	44.4	149	55.6	57.7	69.2
	Pipestone	24580	106	96	90.6	10	9.4	51.3	61.5
	Rock	24660	440	440	100.0	0	0.0	34.8	41.7
	Yellow Medicine	24860	199	0	0.0	199	100.0	91.9	104.1
Grand Totals			2,216	673	30.4	1,543	69.6	68.8	80.6

Cardiovascular Disease/Cornerstone Network/MNN022

May 7, 2024

Created by...
HealthPartners

Cardiovascular Disease

1,129 providers at 655 locations

◆ All providers

Cardiovascular Disease

Employee Group

National Proxy Census
(Cornerstone)

Provider Group

Cardiovascular Disease

2,216 eligible locations

● With access (2,216)

● Without access (0)

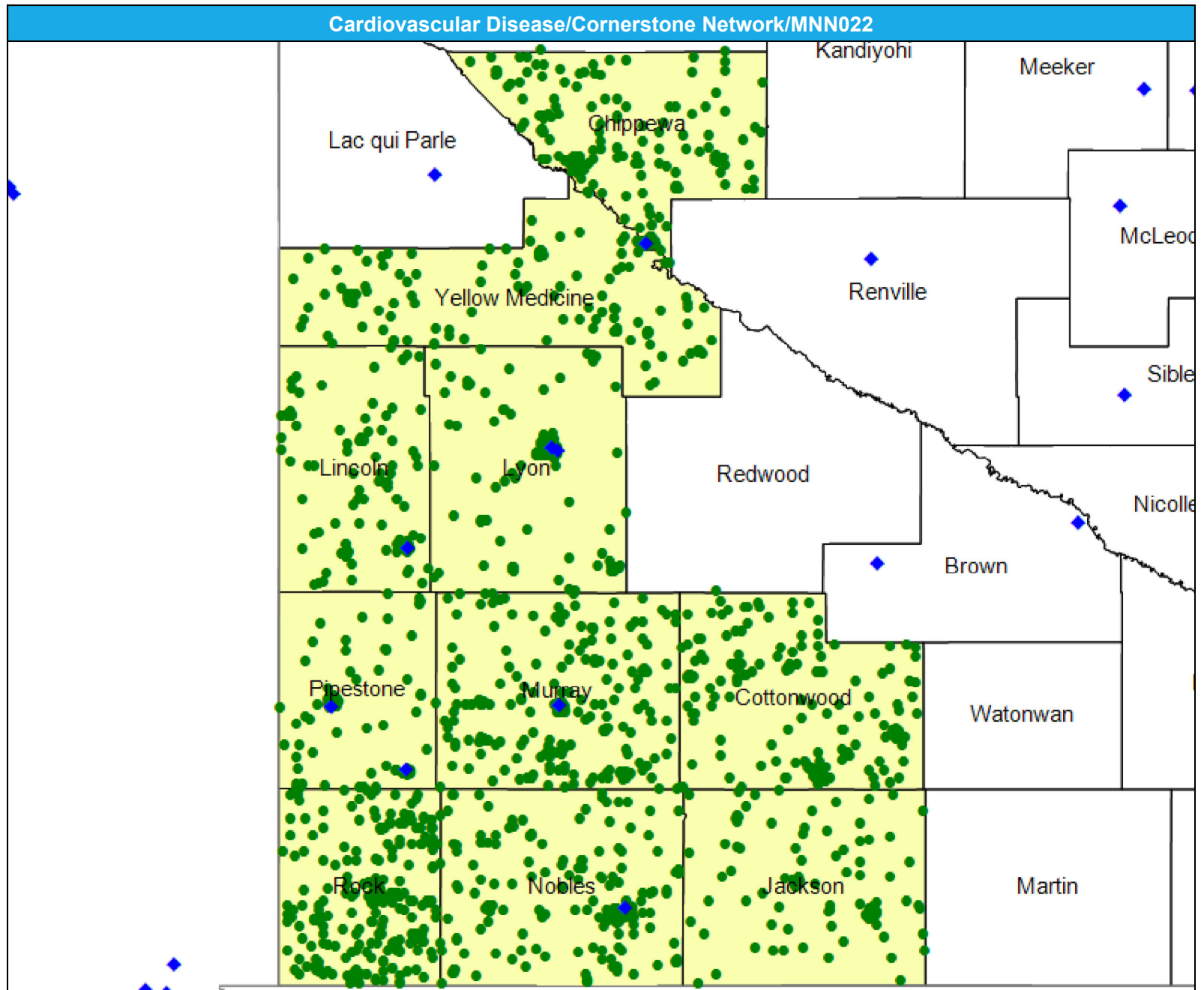
The Access Standard is defined as (National Proxy Census (Cornerstone)) eligibles accessing:

1 (Cardiovascular Disease) provider in 60 miles or 60 minutes

Service Areas

■ Cornerstone

21.57 miles



Access Detail By County SSA

May 7, 2024

Created by...
HealthPartners

Access Analysis
Cardiovascular Disease

Eligible / Provider Groups
National Proxy Census (Cornerstone)
Cardiovascular Disease

¹ The Access Standard is defined as (National Proxy Census (Cornerstone)) eligibles accessing:
1 (Cardiovascular Disease) provider in 60 miles or 60 minutes

Cardiovascular Disease/Cornerstone Network/MNN022									
State Name	County	County SSA	Eligible	With Access ¹		Without Access ¹		Average Distance	Average Time
			#	#	%	#	%	1	1
Minnesota	Chippewa	24110	266	266	100.0	0	0.0	16.4	17.9
	Cottonwood	24160	255	255	100.0	0	0.0	24.2	26.3
	Jackson	24310	107	107	100.0	0	0.0	19.7	21.5
	Lincoln	24400	118	118	100.0	0	0.0	14.1	15.4
	Lyon	24410	136	136	100.0	0	0.0	8.5	9.2
	Murray	24500	321	321	100.0	0	0.0	9.6	10.5
	Nobles	24520	268	268	100.0	0	0.0	8.5	9.3
	Pipestone	24580	106	106	100.0	0	0.0	4.2	4.5
	Rock	24660	440	440	100.0	0	0.0	15.1	16.5
	Yellow Medicine	24860	199	199	100.0	0	0.0	14.2	15.5
Grand Totals			2,216	2,216	100.0	0	0.0	13.9	15.1

Chiropractic Services/Cornerstone Network/MNN022

May 7, 2024

Created by...
HealthPartners

Chiropractic Services

3,260 providers at 2,395 locations

◆ All providers

Chiropractic Services

Employee Group
National Proxy Census
(Cornerstone)

Provider Group

Chiropractic Services

2,216 eligible locations

● With access (2,216)

● Without access (0)

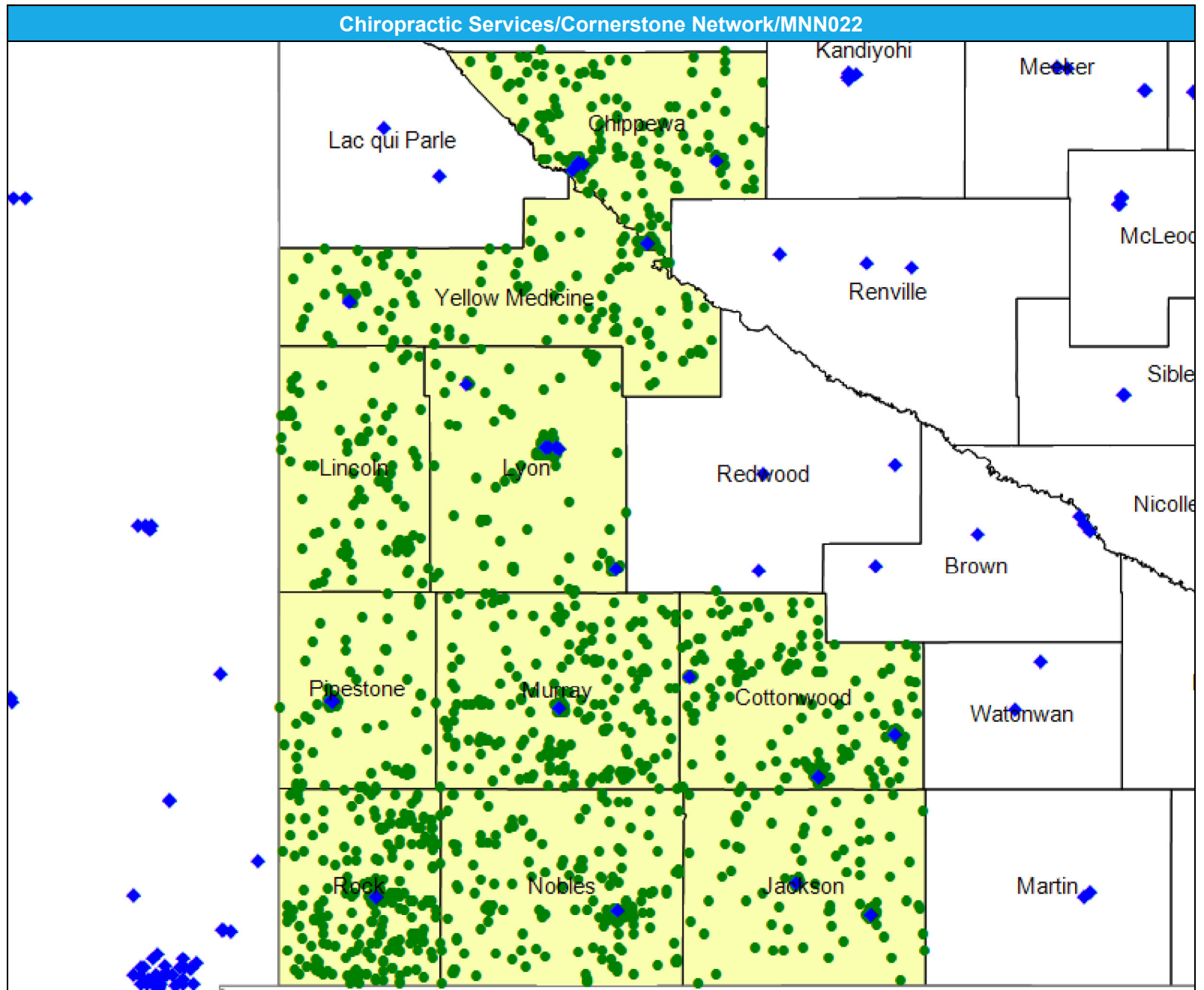
The Access Standard is defined as (National Proxy Census (Cornerstone)) eligibles accessing:

1 (Chiropractic Services) provider in 60 miles or 60 minutes

Service Areas

■ Cornerstone

21.57 miles



Access Detail By County SSA

May 7, 2024

Created by...
HealthPartners

Access Analysis

Chiropractic Services

Eligible / Provider Groups

National Proxy Census
(Cornerstone)

Chiropractic Services

¹ The Access Standard is defined as (National Proxy Census (Cornerstone)) eligibles accessing:

1 (Chiropractic Services) provider in 60 miles or 60 minutes

Chiropractic Services/Cornerstone Network/MNN022									
State Name	County	County SSA	Eligible	With Access ¹		Without Access ¹		Average Distance	Average Time
			#	#	%	#	%	1	1
Minnesota	Chippewa	24110	266	266	100.0	0	0.0	4.6	5.0
	Cottonwood	24160	255	255	100.0	0	0.0	4.2	4.6
	Jackson	24310	107	107	100.0	0	0.0	5.9	6.4
	Lincoln	24400	118	118	100.0	0	0.0	19.5	21.2
	Lyon	24410	136	136	100.0	0	0.0	4.7	5.1
	Murray	24500	321	321	100.0	0	0.0	8.8	9.6
	Nobles	24520	268	268	100.0	0	0.0	8.1	8.8
	Pipestone	24580	106	106	100.0	0	0.0	7.3	8.0
	Rock	24660	440	440	100.0	0	0.0	5.7	6.2
	Yellow Medicine	24860	199	199	100.0	0	0.0	7.7	8.4
Grand Totals			2,216	2,216	100.0	0	0.0	7.1	7.7

Colon and Rectal Surgery/Cornerstone Network/MNN022

May 7, 2024

Created by...
HealthPartners

Colon and Rectal Surgery

74 providers at 64 locations

◆ All providers

Colon and Rectal Surgery

Employee Group

National Proxy Census
(Cornerstone)

Provider Group

Colon and Rectal Surgery

2,216 eligible locations

● With access (865)

● Without access (1,351)

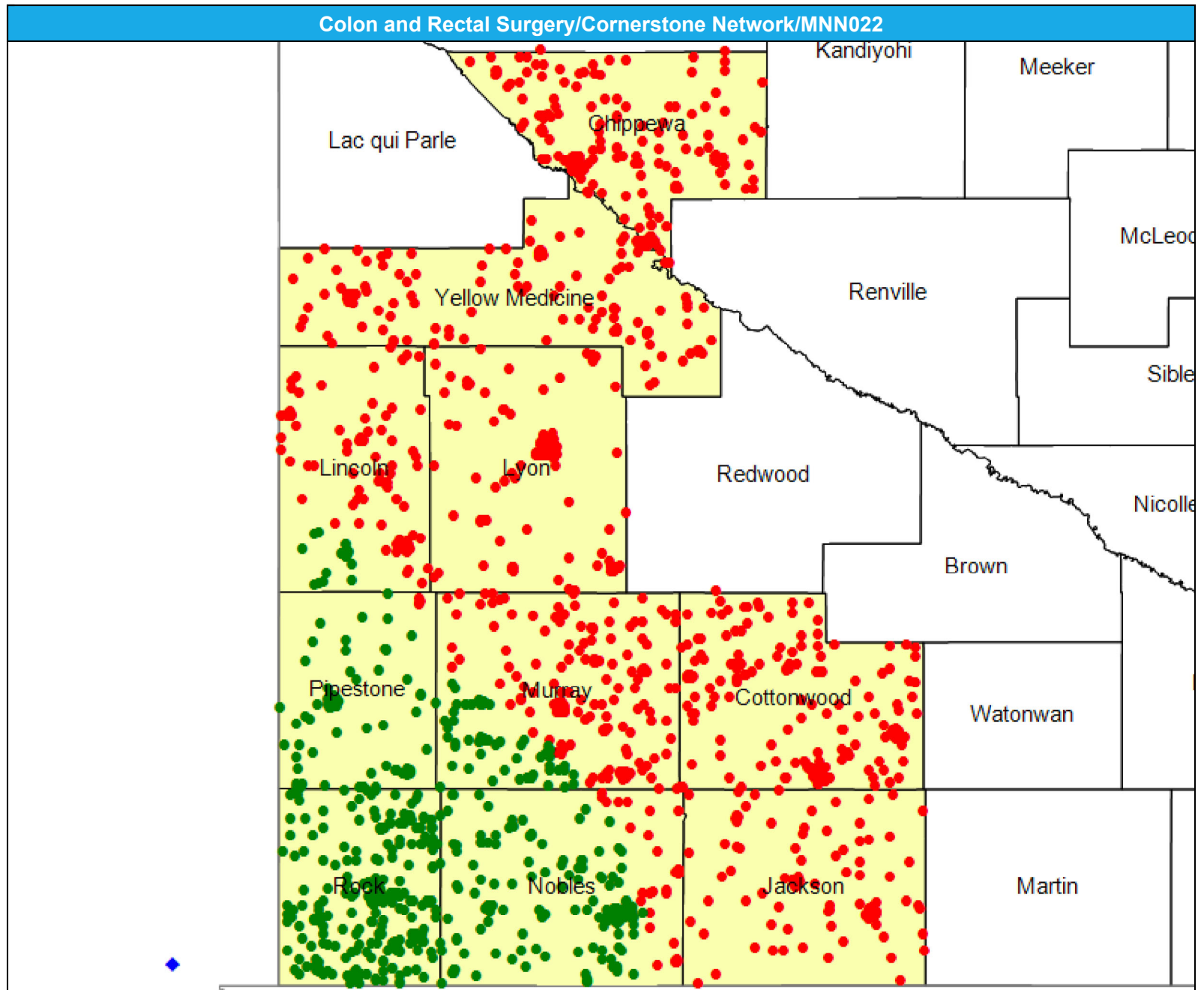
The Access Standard is defined as (National Proxy Census (Cornerstone)) eligibles accessing:

1 (Colon and Rectal Surgery) provider in 60 miles or 60 minutes

Service Areas

■ Cornerstone

21.57 miles



Access Detail By County SSA

May 7, 2024

Created by...
HealthPartners

Access Analysis

Colon and Rectal Surgery

Eligible / Provider Groups

National Proxy Census
(Cornerstone)

Colon and Rectal Surgery

¹ The Access Standard is defined as (National Proxy Census (Cornerstone)) eligibles accessing:

1 (Colon and Rectal Surgery) provider in 60 miles or 60 minutes

Colon and Rectal Surgery/Cornerstone Network/MNN022									
State Name	County	County SSA	Eligible	With Access ¹		Without Access ¹		Average Distance	Average Time
			#	#	%	#	%	1	1
Minnesota	Chippewa	24110	266	0	0.0	266	100.0	84.9	92.6
	Cottonwood	24160	255	0	0.0	255	100.0	87.2	104.5
	Jackson	24310	107	0	0.0	107	100.0	82.9	99.5
	Lincoln	24400	118	19	16.1	99	83.9	67.6	81.1
	Lyon	24410	136	0	0.0	136	100.0	83.8	100.4
	Murray	24500	321	69	21.5	252	78.5	65.6	78.7
	Nobles	24520	268	235	87.7	33	12.3	53.5	64.2
	Pipestone	24580	106	102	96.2	4	3.8	46.3	55.5
	Rock	24660	440	440	100.0	0	0.0	29.9	35.8
	Yellow Medicine	24860	199	0	0.0	199	100.0	91.9	104.0
Grand Totals			2,216	865	39.0	1,351	61.0	65.3	76.7

Dental Providers – Pediatric/Cornerstone Network/MNN022

May 7, 2024

Created by...
HealthPartners

Dental Providers Pediatric

2,485 providers at 1,557 locations

◆ All providers

Dental Providers - Pediatric

Employee Group

National Proxy Census
(Cornerstone)

Provider Group

Dental Providers Pediatric

2,216 eligible locations

● With access (2,216)

● Without access (0)

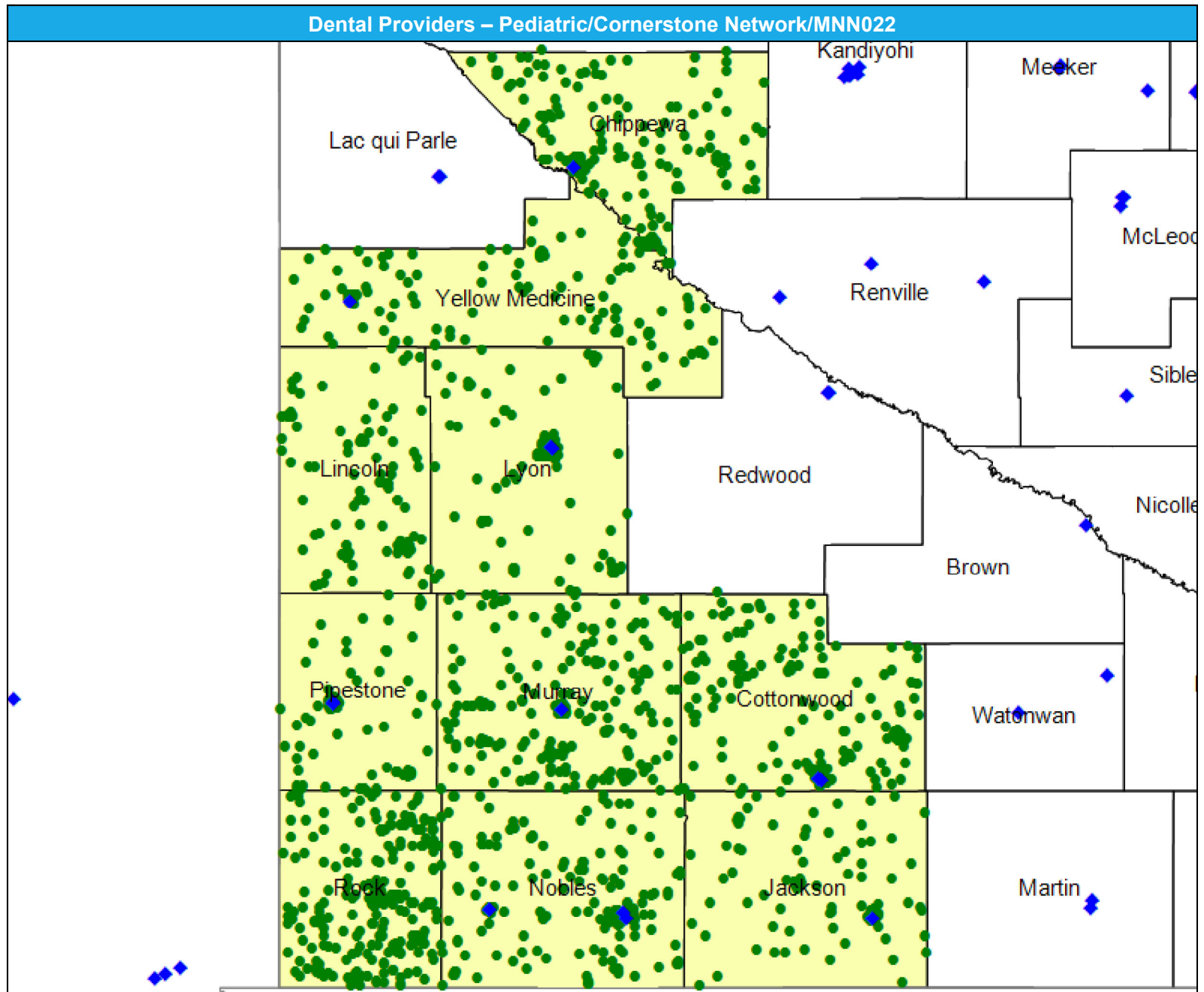
The Access Standard is defined as (National Proxy Census (Cornerstone)) eligibles accessing:

1 (Dental Providers Pediatric) provider in 60 miles or 60 minutes

Service Areas

■ Cornerstone

21.57 miles



Access Detail By County SSA

May 7, 2024

Created by...
HealthPartners

Access Analysis
Dental Providers - Pediatric

Eligible / Provider Groups
National Proxy Census (Cornerstone)
Dental Providers Pediatric

¹ The Access Standard is defined as (National Proxy Census (Cornerstone)) eligibles accessing:
1 (Dental Providers Pediatric) provider in 60 miles or 60 minutes

Dental Providers – Pediatric/Cornerstone Network/MNN022									
State Name	County	County SSA	Eligible	With Access ¹		Without Access ¹		Average Distance	Average Time
			#	#	%	#	%	1	1
Minnesota	Chippewa	24110	266	266	100.0	0	0.0	8.1	8.8
	Cottonwood	24160	255	255	100.0	0	0.0	11.1	12.1
	Jackson	24310	107	107	100.0	0	0.0	8.6	9.4
	Lincoln	24400	118	118	100.0	0	0.0	20.4	22.2
	Lyon	24410	136	136	100.0	0	0.0	9.2	10.0
	Murray	24500	321	321	100.0	0	0.0	10.0	10.9
	Nobles	24520	268	268	100.0	0	0.0	5.8	6.3
	Pipestone	24580	106	106	100.0	0	0.0	7.3	8.0
	Rock	24660	440	440	100.0	0	0.0	14.6	16.1
	Yellow Medicine	24860	199	199	100.0	0	0.0	12.3	13.4
Grand Totals			2,216	2,216	100.0	0	0.0	10.8	11.8

Dermatology/Cornerstone Network/MNN022

May 7, 2024

Created by...
HealthPartners

Dermatology

554 providers at 424 locations

◆ All providers

Dermatology

Employee Group
National Proxy Census
(Cornerstone)

Provider Group
Dermatology

2,216 eligible locations

● With access (2,216)

● Without access (0)

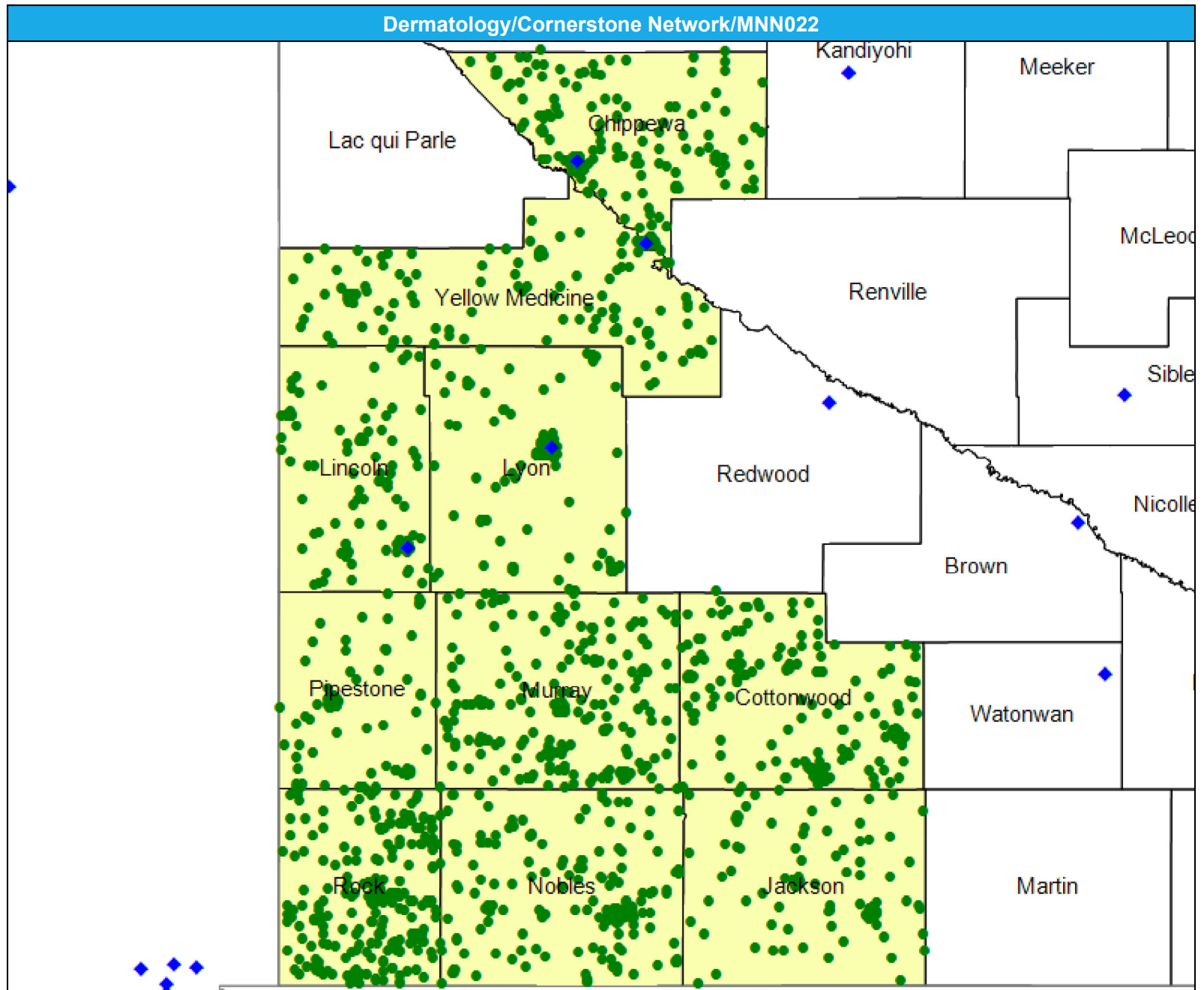
The Access Standard is defined as (National Proxy Census (Cornerstone)) eligibles accessing:

1 (Dermatology) provider in 60 miles or 60 minutes

Service Areas

■ Cornerstone

21.57 miles



Access Detail By County SSA

May 7, 2024

Created by...
HealthPartners

Access Analysis
Dermatology

Eligible / Provider Groups
National Proxy Census
(Cornerstone)
Dermatology

¹ The Access Standard is defined as (National Proxy Census (Cornerstone)) eligibles accessing:

1 (Dermatology) provider in 60 miles or 60 minutes

Dermatology/Cornerstone Network/MNN022									
State Name	County	County SSA	Eligible	With Access ¹		Without Access ¹		Average Distance	Average Time
			#	#	%	#	%	1	1
Minnesota	Chippewa	24110	266	266	100.0	0	0.0	6.8	7.4
	Cottonwood	24160	255	255	100.0	0	0.0	33.2	36.2
	Jackson	24310	107	107	100.0	0	0.0	22.5	24.6
	Lincoln	24400	118	118	100.0	0	0.0	14.1	15.4
	Lyon	24410	136	136	100.0	0	0.0	8.7	9.5
	Murray	24500	321	321	100.0	0	0.0	32.5	35.4
	Nobles	24520	268	268	100.0	0	0.0	36.0	39.8
	Pipestone	24580	106	106	100.0	0	0.0	24.6	27.0
	Rock	24660	440	440	100.0	0	0.0	27.1	32.0
	Yellow Medicine	24860	199	199	100.0	0	0.0	17.6	19.2
Grand Totals			2,216	2,216	100.0	0	0.0	24.2	26.9

Endocrinology/Cornerstone Network/MNN022

May 7, 2024

Created by...
HealthPartners

Endocrinology

228 providers at 210 locations

◆ All providers

Endocrinology

Employee Group
National Proxy Census
(Cornerstone)
Provider Group
Endocrinology

2,216 eligible locations

● With access (1,984)
● Without access (232)

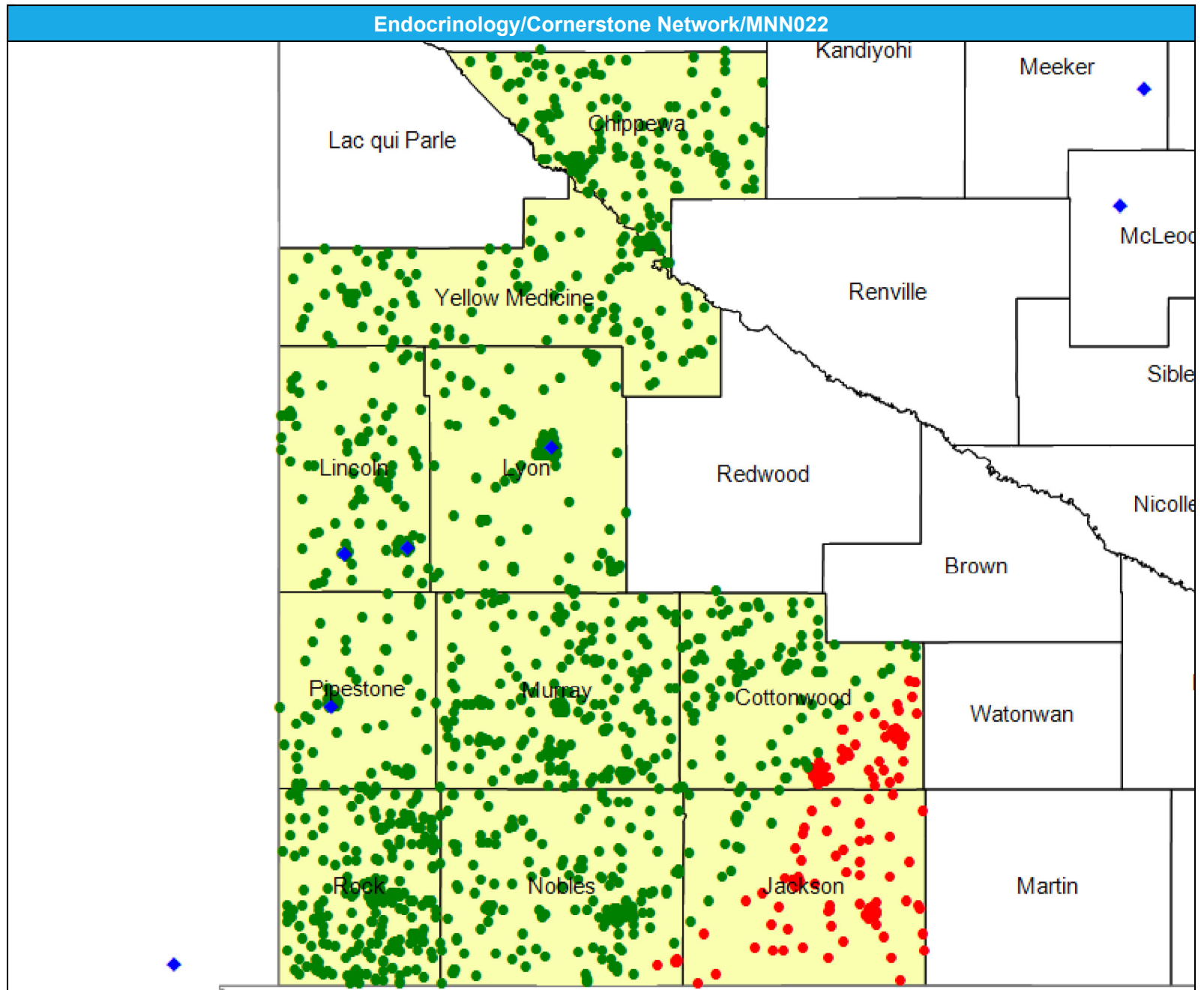
The Access Standard is defined as (National Proxy Census (Cornerstone)) eligibles accessing:

1 (Endocrinology) provider in 60 miles or 60 minutes

Service Areas

■ Cornerstone

21.57 miles



Access Detail By County SSA

May 7, 2024

Created by...
HealthPartners

Access Analysis

Endocrinology

Eligible / Provider Groups

National Proxy Census
(Cornerstone)

Endocrinology

¹ The Access Standard is defined as (National Proxy Census (Cornerstone)) eligibles accessing:

1 (Endocrinology) provider in 60 miles or 60 minutes

Endocrinology/Cornerstone Network/MNN022									
State Name	County	County SSA	Eligible	With Access ¹		Without Access ¹		Average Distance	Average Time
			#	#	%	#	%	1	1
Minnesota	Chippewa	24110	266	266	100.0	0	0.0	39.6	43.2
	Cottonwood	24160	255	116	45.5	139	54.5	55.3	60.3
	Jackson	24310	107	20	18.7	87	81.3	68.3	74.4
	Lincoln	24400	118	118	100.0	0	0.0	10.9	11.8
	Lyon	24410	136	136	100.0	0	0.0	8.7	9.5
	Murray	24500	321	321	100.0	0	0.0	29.1	31.7
	Nobles	24520	268	262	97.8	6	2.2	46.9	51.6
	Pipestone	24580	106	106	100.0	0	0.0	6.6	7.2
	Rock	24660	440	440	100.0	0	0.0	24.5	27.4
	Yellow Medicine	24860	199	199	100.0	0	0.0	28.4	30.9
Grand Totals			2,216	1,984	89.5	232	10.5	33.2	36.3

Gastroenterology/Cornerstone Network/MNN022

May 7, 2024

Created by...
HealthPartners

Gastroenterology
602 providers at 286 locations
◆ All providers

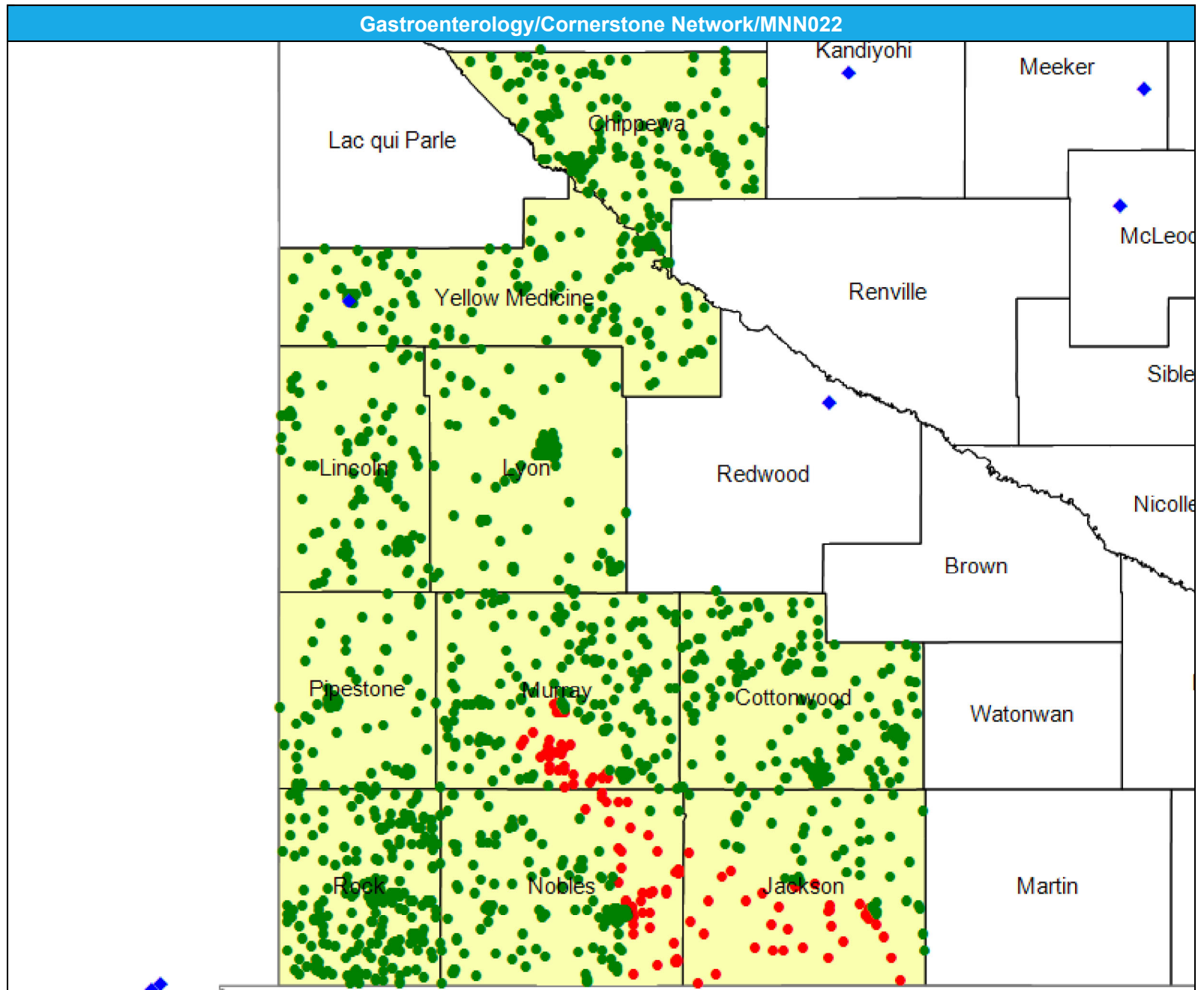
Gastroenterology
Employee Group
National Proxy Census
(Cornerstone)
Provider Group
Gastroenterology

2,216 eligible locations
● With access (2,000)
● Without access (216)

The Access Standard is defined as (National Proxy Census (Cornerstone)) eligibles accessing:
1 (Gastroenterology) provider in 60 miles or 60 minutes

Service Areas
■ Cornerstone

21.57 miles



Access Detail By County SSA

May 7, 2024

Created by...
HealthPartners

Access Analysis
Gastroenterology

Eligible / Provider Groups
National Proxy Census
(Cornerstone)
Gastroenterology

¹ The Access Standard is defined as (National Proxy Census (Cornerstone)) eligibles accessing:
1 (Gastroenterology) provider in 60 miles or 60 minutes

Gastroenterology/Cornerstone Network/MNN022									
State Name	County	County SSA	Eligible	With Access ¹		Without Access ¹		Average Distance	Average Time
			#	#	%	#	%	1	1
Minnesota	Chippewa	24110	266	266	100.0	0	0.0	34.6	37.7
	Cottonwood	24160	255	255	100.0	0	0.0	42.4	46.2
	Jackson	24310	107	52	48.6	55	51.4	59.2	64.6
	Lincoln	24400	118	118	100.0	0	0.0	25.0	27.2
	Lyon	24410	136	136	100.0	0	0.0	35.8	39.0
	Murray	24500	321	236	73.5	85	26.5	56.0	61.4
	Nobles	24520	268	192	71.6	76	28.4	55.3	65.8
	Pipestone	24580	106	106	100.0	0	0.0	46.3	53.1
	Rock	24660	440	440	100.0	0	0.0	32.8	39.3
	Yellow Medicine	24860	199	199	100.0	0	0.0	21.3	23.2
Grand Totals			2,216	2,000	90.3	216	9.7	40.9	46.1

General Surgery/Cornerstone Network/MNN022

May 7, 2024

Created by...
HealthPartners

General Surgery

1,038 providers at 695 locations

◆ All providers

General Surgery

Employee Group
National Proxy Census
(Cornerstone)

Provider Group
General Surgery

2,216 eligible locations

● With access (2,216)

● Without access (0)

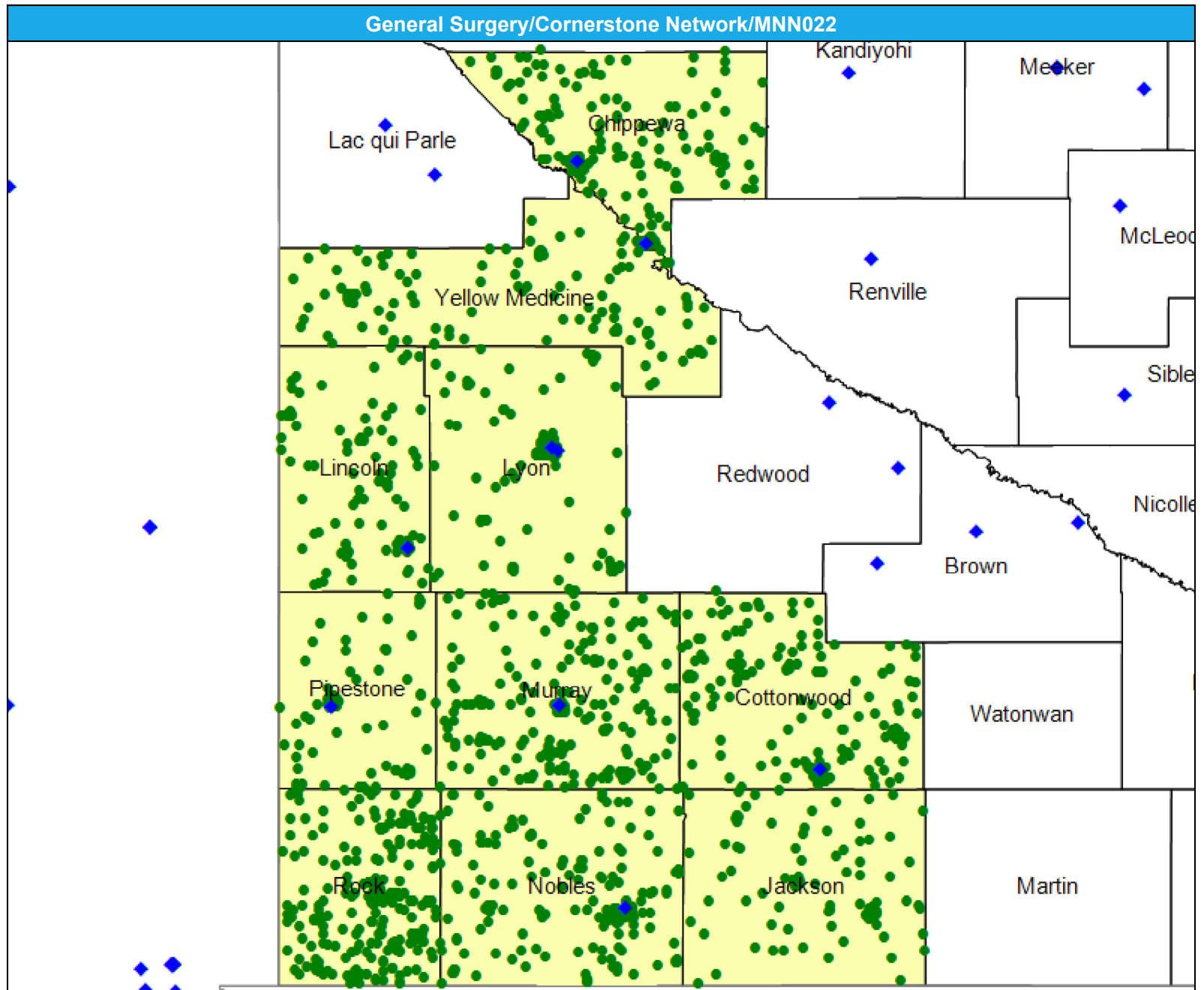
The Access Standard is defined as (National Proxy Census (Cornerstone)) eligibles accessing:

1 (General Surgery) provider in 60 miles or 60 minutes

Service Areas

■ Cornerstone

21.57 miles



Access Detail By County SSA

May 7, 2024

Created by...
HealthPartners

Access Analysis
General Surgery

Eligible / Provider Groups
National Proxy Census (Cornerstone)
General Surgery

¹ The Access Standard is defined as (National Proxy Census (Cornerstone)) eligibles accessing:
1 (General Surgery) provider in 60 miles or 60 minutes

General Surgery/Cornerstone Network/MNN022									
State Name	County	County SSA	Eligible	With Access ¹		Without Access ¹		Average Distance	Average Time
			#	#	%	#	%	1	1
Minnesota	Chippewa	24110	266	266	100.0	0	0.0	6.4	7.0
	Cottonwood	24160	255	255	100.0	0	0.0	10.5	11.4
	Jackson	24310	107	107	100.0	0	0.0	15.7	17.1
	Lincoln	24400	118	118	100.0	0	0.0	14.0	15.3
	Lyon	24410	136	136	100.0	0	0.0	8.5	9.2
	Murray	24500	321	321	100.0	0	0.0	9.9	10.8
	Nobles	24520	268	268	100.0	0	0.0	9.6	10.4
	Pipestone	24580	106	106	100.0	0	0.0	6.7	7.2
	Rock	24660	440	440	100.0	0	0.0	23.9	26.7
	Yellow Medicine	24860	199	199	100.0	0	0.0	14.0	15.3
Grand Totals			2,216	2,216	100.0	0	0.0	12.9	14.2

Genetics/Cornerstone Network/MNN022

May 7, 2024

Created by...
HealthPartners

Genetics

29 providers at 29 locations

- ◆ All providers

Genetics

Employee Group
National Proxy Census
(Cornerstone)
Provider Group
Genetics

2,216 eligible locations

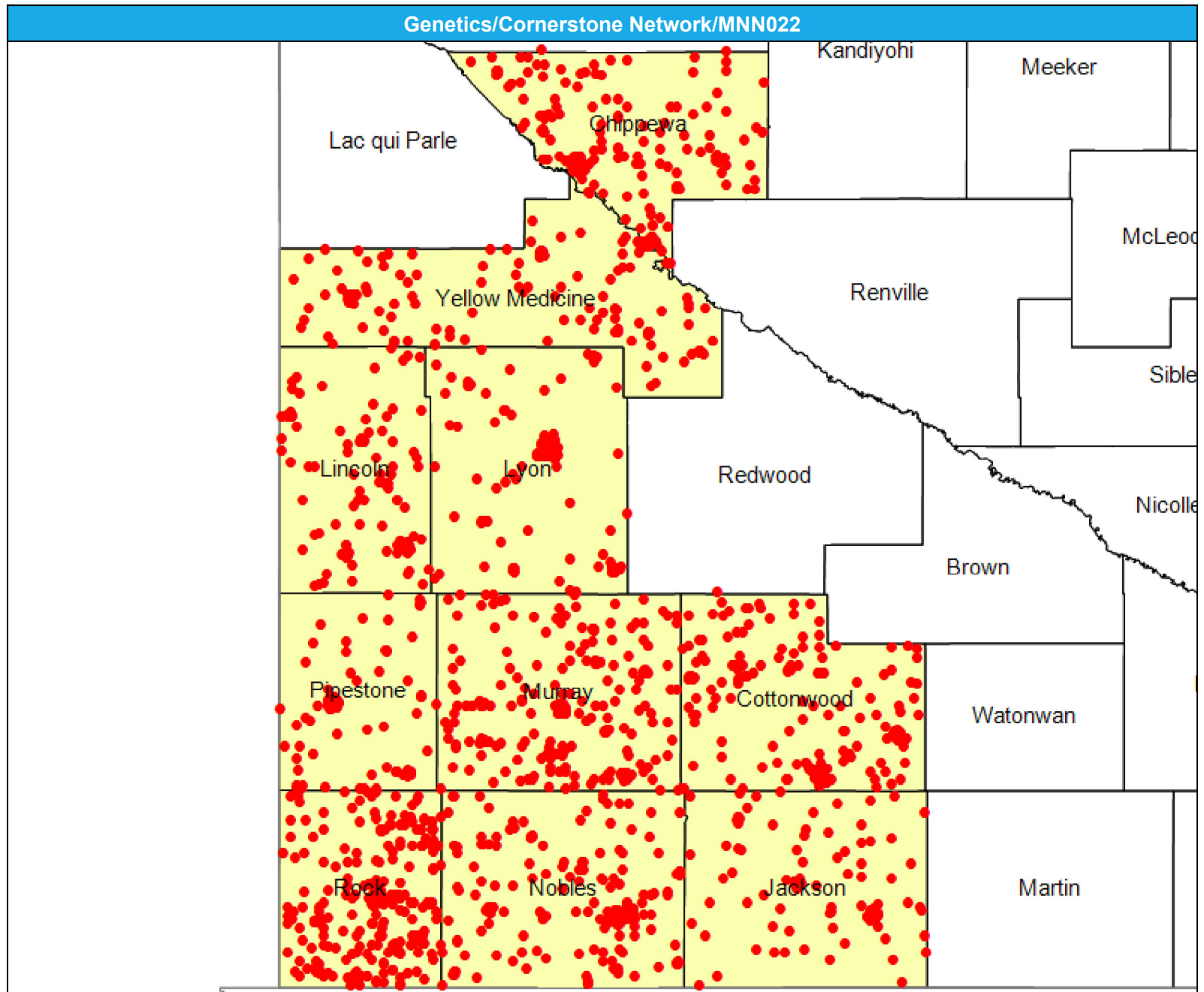
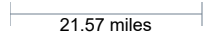
- With access (0)
- Without access (2,216)

The Access Standard is defined as (National Proxy Census (Cornerstone)) eligibles accessing:

- 1 (Genetics) provider in 60 miles or 60 minutes

Service Areas

- Cornerstone



Access Detail By County SSA

May 7, 2024

Created by...
HealthPartners

Access Analysis
Genetics

Eligible / Provider Groups
National Proxy Census
(Cornerstone)
Genetics

¹ The Access Standard is defined as (National Proxy Census (Cornerstone)) eligibles accessing:
1 (Genetics) provider in 60 miles or 60 minutes

Genetics/Cornerstone Network/MNN022									
State Name	County	County SSA	Eligible	With Access ¹		Without Access ¹		Average Distance	Average Time
			#	#	%	#	%	1	1
Minnesota	Chippewa	24110	266	0	0.0	266	100.0	88.1	105.7
	Cottonwood	24160	255	0	0.0	255	100.0	120.1	146.2
	Jackson	24310	107	0	0.0	107	100.0	132.5	160.6
	Lincoln	24400	118	0	0.0	118	100.0	134.2	161.0
	Lyon	24410	136	0	0.0	136	100.0	119.7	143.6
	Murray	24500	321	0	0.0	321	100.0	137.3	164.7
	Nobles	24520	268	0	0.0	268	100.0	154.8	186.2
	Pipestone	24580	106	0	0.0	106	100.0	154.2	185.1
	Rock	24660	440	0	0.0	440	100.0	171.1	205.3
	Yellow Medicine	24860	199	0	0.0	199	100.0	106.2	127.4
Grand Totals			2,216	0	0.0	2,216	100.0	134.8	162.1

Infectious Disease/Cornerstone Network/MNN022

May 7, 2024

Created by...
HealthPartners

Infectious Disease

312 providers at 175 locations

◆ All providers

Infectious Disease

Employee Group
National Proxy Census
(Cornerstone)

Provider Group
Infectious Disease

2,216 eligible locations

● With access (1,628)

● Without access (588)

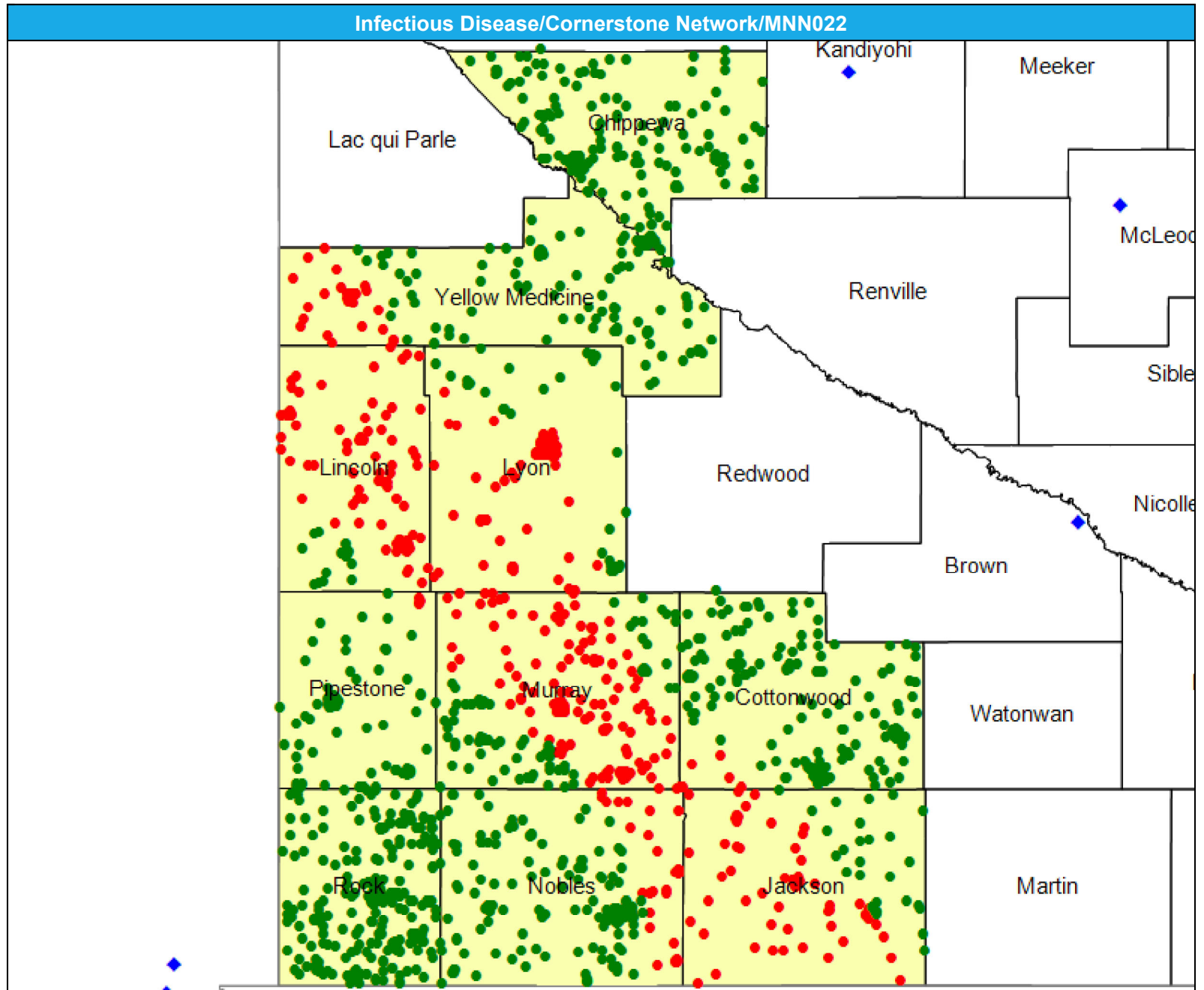
The Access Standard is defined as (National Proxy Census (Cornerstone)) eligibles accessing:

1 (Infectious Disease) provider in 60 miles or 60 minutes

Service Areas

■ Cornerstone

21.57 miles



Access Detail By County SSA

May 7, 2024

Created by...
HealthPartners

Access Analysis
Infectious Disease

Eligible / Provider Groups
National Proxy Census
(Cornerstone)
Infectious Disease

¹ The Access Standard is defined as (National Proxy Census (Cornerstone)) eligibles accessing:
1 (Infectious Disease) provider in 60 miles or 60 minutes

Infectious Disease/Cornerstone Network/MNN022									
State Name	County	County SSA	Eligible	With Access ¹		Without Access ¹		Average Distance	Average Time
			#	#	%	#	%	1	1
Minnesota	Chippewa	24110	266	266	100.0	0	0.0	26.6	29.0
	Cottonwood	24160	255	250	98.0	5	2.0	50.3	54.8
	Jackson	24310	107	29	27.1	78	72.9	62.6	68.7
	Lincoln	24400	118	19	16.1	99	83.9	66.2	77.0
	Lyon	24410	136	42	30.9	94	69.1	61.9	67.6
	Murray	24500	321	96	29.9	225	70.1	62.5	72.5
	Nobles	24520	268	236	88.1	32	11.9	53.3	63.9
	Pipestone	24580	106	102	96.2	4	3.8	46.2	55.4
	Rock	24660	440	440	100.0	0	0.0	29.8	35.7
	Yellow Medicine	24860	199	148	74.4	51	25.6	48.0	52.3
Grand Totals			2,216	1,628	73.5	588	26.5	47.3	54.0

Mammography/Cornerstone Network/MNN022

May 7, 2024

Created by...
HealthPartners

Mammography

313 providers at 334 locations

- ◆ All providers

Mammography

Employee Group
National Proxy Census
(Cornerstone)

Provider Group
Mammography

2,216 eligible locations

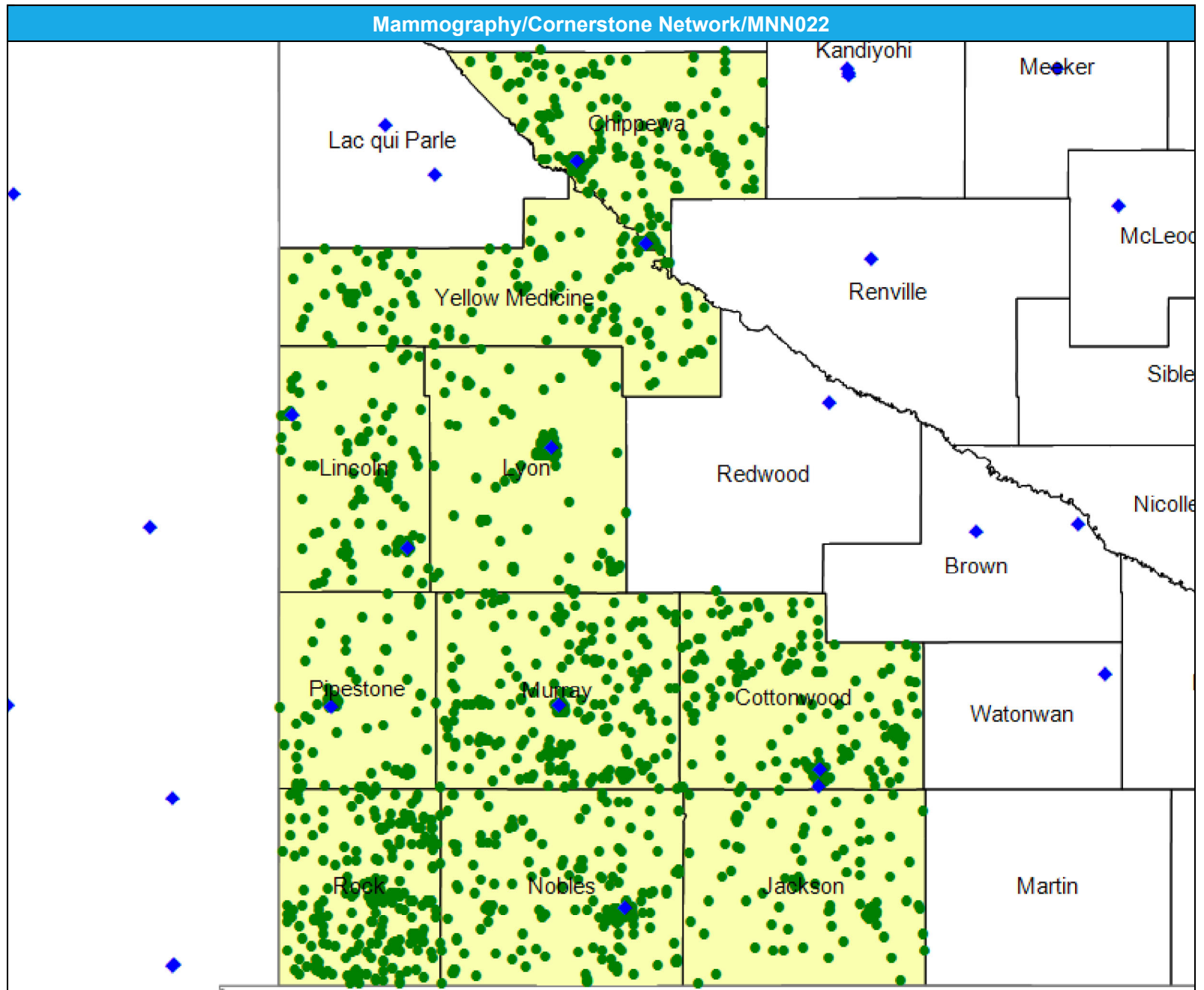
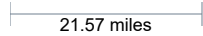
- With access (2,216)
- Without access (0)

The Access Standard is defined as (National Proxy Census (Cornerstone)) eligibles accessing:

- 1 (Mammography) provider in 60 miles or 60 minutes

Service Areas

- Cornerstone



Access Detail By County SSA

May 7, 2024

Created by...
HealthPartners

Access Analysis
Mammography

Eligible / Provider Groups
National Proxy Census (Cornerstone)
Mammography

¹ The Access Standard is defined as (National Proxy Census (Cornerstone)) eligibles accessing:
1 (Mammography) provider in 60 miles or 60 minutes

Mammography/Cornerstone Network/MNN022									
State Name	County	County SSA	Eligible	With Access ¹		Without Access ¹		Average Distance	Average Time
			#	#	%	#	%	1	1
Minnesota	Chippewa	24110	266	266	100.0	0	0.0	6.4	7.0
	Cottonwood	24160	255	255	100.0	0	0.0	11.0	11.9
	Jackson	24310	107	107	100.0	0	0.0	14.8	16.1
	Lincoln	24400	118	118	100.0	0	0.0	7.7	8.3
	Lyon	24410	136	136	100.0	0	0.0	8.6	9.4
	Murray	24500	321	321	100.0	0	0.0	9.9	10.8
	Nobles	24520	268	268	100.0	0	0.0	9.2	10.0
	Pipestone	24580	106	106	100.0	0	0.0	6.7	7.2
	Rock	24660	440	440	100.0	0	0.0	20.5	22.3
	Yellow Medicine	24860	199	199	100.0	0	0.0	12.9	14.0
Grand Totals			2,216	2,216	100.0	0	0.0	11.8	12.8

Nephrology/Cornerstone Network/MNN022

May 7, 2024

Created by...
HealthPartners

Nephrology

383 providers at 306 locations

◆ All providers

Nephrology

Employee Group
National Proxy Census
(Cornerstone)

Provider Group
Nephrology

2,216 eligible locations

● With access (2,043)
● Without access (173)

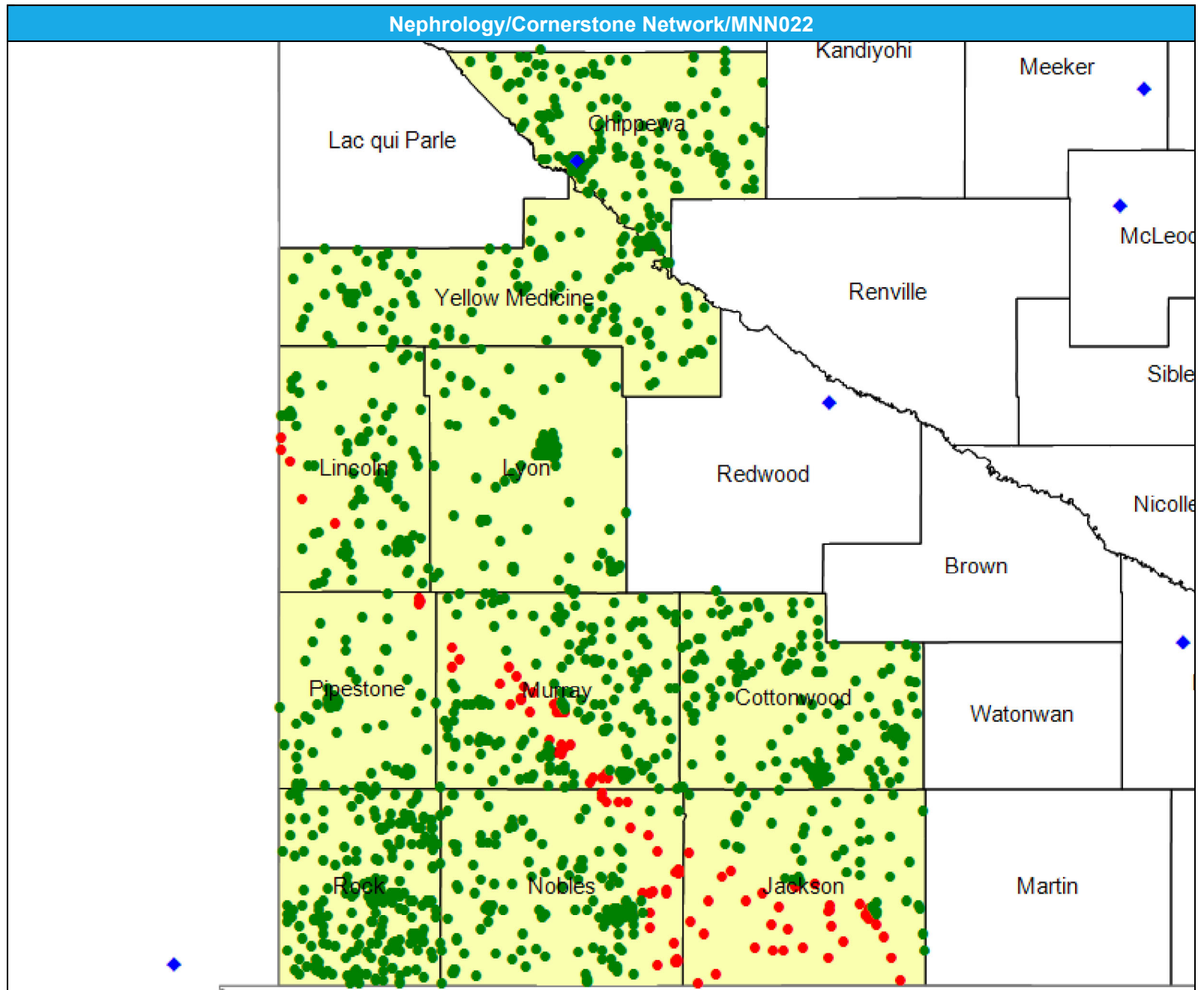
The Access Standard is defined as (National Proxy Census (Cornerstone)) eligibles accessing:

1 (Nephrology) provider in 60 miles or 60 minutes

Service Areas

■ Cornerstone

21.57 miles



Access Detail By County SSA

May 7, 2024

Created by...
HealthPartners

Access Analysis
Nephrology

Eligible / Provider Groups
National Proxy Census
(Cornerstone)
Nephrology

¹ The Access Standard is defined as (National Proxy Census (Cornerstone)) eligibles accessing:
1 (Nephrology) provider in 60 miles or 60 minutes

Nephrology/Cornerstone Network/MNN022									
State Name	County	County SSA	Eligible	With Access ¹		Without Access ¹		Average Distance	Average Time
			#	#	%	#	%	1	1
Minnesota	Chippewa	24110	266	266	100.0	0	0.0	8.8	9.6
	Cottonwood	24160	255	255	100.0	0	0.0	41.9	45.6
	Jackson	24310	107	52	48.6	55	51.4	58.7	64.0
	Lincoln	24400	118	113	95.8	5	4.2	54.6	60.3
	Lyon	24410	136	136	100.0	0	0.0	38.1	41.5
	Murray	24500	321	239	74.5	82	25.5	56.4	62.9
	Nobles	24520	268	241	89.9	27	10.1	53.1	63.1
	Pipestone	24580	106	102	96.2	4	3.8	46.1	55.0
	Rock	24660	440	440	100.0	0	0.0	29.7	35.6
	Yellow Medicine	24860	199	199	100.0	0	0.0	25.5	27.7
Grand Totals			2,216	2,043	92.2	173	7.8	38.9	44.2

Neurology and Neurological Surgery/Cornerstone Network/MNN022

May 7, 2024

Created by...
HealthPartners

Neurology and Neurological Surgery

1,056 providers at 460 locations

- ◆ All providers

Neurology and Neurological Surgery

Employee Group
National Proxy Census
(Cornerstone)

Provider Group
Neurology and Neurological
Surgery

2,216 eligible locations

- With access (2,216)
- Without access (0)

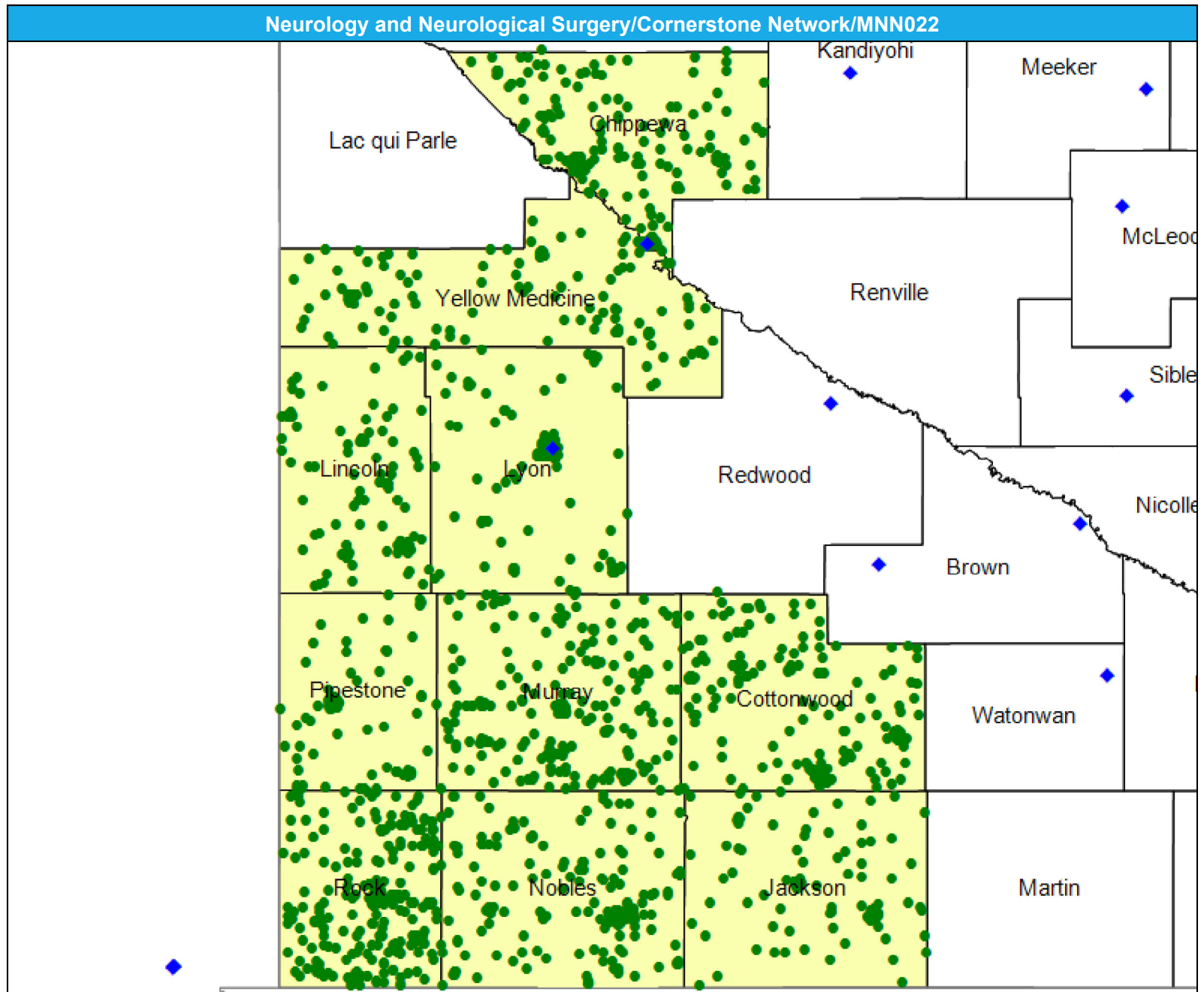
The Access Standard is defined as (National Proxy Census (Cornerstone)) eligibles accessing:

- 1 (Neurology and Neurological Surgery) provider in 60 miles or 60 minutes

Service Areas

- Cornerstone

21.57 miles



Access Detail By County SSA

May 7, 2024

Created by...
HealthPartners

Access Analysis

Neurology and Neurological Surgery

Eligible / Provider Groups

National Proxy Census (Cornerstone)
Neurology and Neurological Surgery

¹ The Access Standard is defined as (National Proxy Census (Cornerstone)) eligibles accessing:

1 (Neurology and Neurological Surgery) provider in 60 miles or 60 minutes

Neurology and Neurological Surgery/Cornerstone Network/MNN022									
State Name	County	County SSA	Eligible	With Access ¹		Without Access ¹		Average Distance	Average Time
			#	#	%	#	%	1	1
Minnesota	Chippewa	24110	266	266	100.0	0	0.0	17.5	19.0
	Cottonwood	24160	255	255	100.0	0	0.0	26.7	29.1
	Jackson	24310	107	107	100.0	0	0.0	42.9	46.8
	Lincoln	24400	118	118	100.0	0	0.0	28.5	31.1
	Lyon	24410	136	136	100.0	0	0.0	9.5	10.3
	Murray	24500	321	321	100.0	0	0.0	34.8	37.9
	Nobles	24520	268	268	100.0	0	0.0	49.7	54.3
	Pipestone	24580	106	106	100.0	0	0.0	42.8	50.0
	Rock	24660	440	440	100.0	0	0.0	29.6	34.6
	Yellow Medicine	24860	199	199	100.0	0	0.0	18.9	20.6
Grand Totals			2,216	2,216	100.0	0	0.0	30.0	33.3

Obstetrics and Gynecology Physicians, Certified Nurse Midwives, Certified Professional Midwives, OB/GYN Nurse Practitioners/Cornerstone/MNN022

May 7, 2024

Created by...
HealthPartners

Obstetrics and Gynecology Physicians, Certified Nurse Midwives, Certified Professional Midwives, and/or OB/GYN Nurse Practitioners

2,876 providers at 1,007 locations

◆ All providers

OB/GYN

Employee Group
National Proxy Census
(Cornerstone)

Provider Group
Obstetrics and Gynecology
Physicians, Certified Nurse
Midwives, Certified Professional
Midwives, and/or OB/GYN
Nurse Practitioners

2,216 eligible locations

● With access (2,216)

● Without access (0)

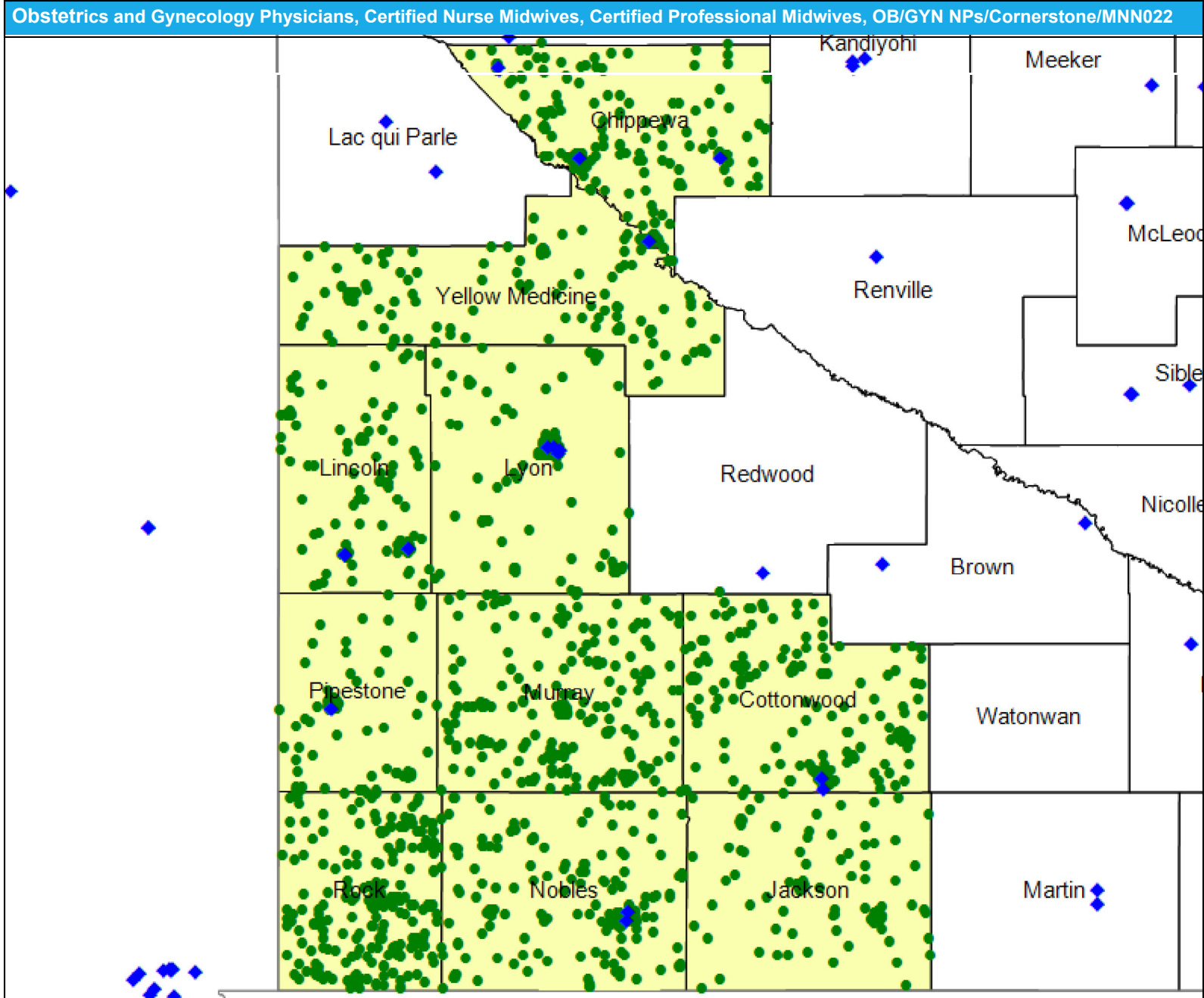
The Access Standard is defined as (National Proxy Census (Cornerstone)) eligibles accessing:

1 (Obstetrics and Gynecology Physicians, Certified Nurse Midwives, Certified Professional Midwives, and/or OB/GYN Nurse Practitioners) provider in 60 miles or 60 minutes

Service Areas

■ Cornerstone

21.57 miles



Access Detail By County SSA

May 7, 2024

Created by...
HealthPartners

Access Analysis

OB/GYN

Eligible / Provider Groups

National Proxy Census
(Cornerstone)
Obstetrics and Gynecology
Physicians, Certified Nurse
Midwives, Certified
Professional Midwives, and/or
OB/GYN Nurse Practitioners

¹ The Access Standard is defined
as (National Proxy Census
(Cornerstone)) eligibles
accessing:

1 (Obstetrics and Gynecology
Physicians, Certified Nurse
Midwives, Certified Professional
Midwives, and/or OB/GYN
Nurse Practitioners) provider in
60 miles or 60 minutes

OB/GYN Physicians, Certified Nurse Midwives, Certified Professional Midwives, or OB/GYN NPs/Cornerstone/MNN022									
State Name	County	County SSA	Eligible	With Access ¹		Without Access ¹		Average Distance	Average Time
			#	#	%	#	%	1	1
Minnesota	Chippewa	24110	266	266	100.0	0	0.0	3.9	4.2
	Cottonwood	24160	255	255	100.0	0	0.0	9.3	10.1
	Jackson	24310	107	107	100.0	0	0.0	15.5	16.9
	Lincoln	24400	118	118	100.0	0	0.0	10.9	11.8
	Lyon	24410	136	136	100.0	0	0.0	7.9	8.6
	Murray	24500	321	321	100.0	0	0.0	22.9	24.9
	Nobles	24520	268	268	100.0	0	0.0	9.3	10.2
	Pipestone	24580	106	106	100.0	0	0.0	6.6	7.2
	Rock	24660	440	440	100.0	0	0.0	20.5	22.3
	Yellow Medicine	24860	199	199	100.0	0	0.0	14.0	15.2
Grand Totals			2,216	2,216	100.0	0	0.0	13.5	14.6

Oncology Medical/Surgical/Cornerstone Network/MNN022

May 7, 2024

Created by...
HealthPartners

Oncology Medical/Surgical

887 providers at 498 locations

◆ All providers

Oncology Medical/Surgical

Employee Group

National Proxy Census
(Cornerstone)

Provider Group

Oncology Medical/Surgical

2,216 eligible locations

● With access (2,216)

● Without access (0)

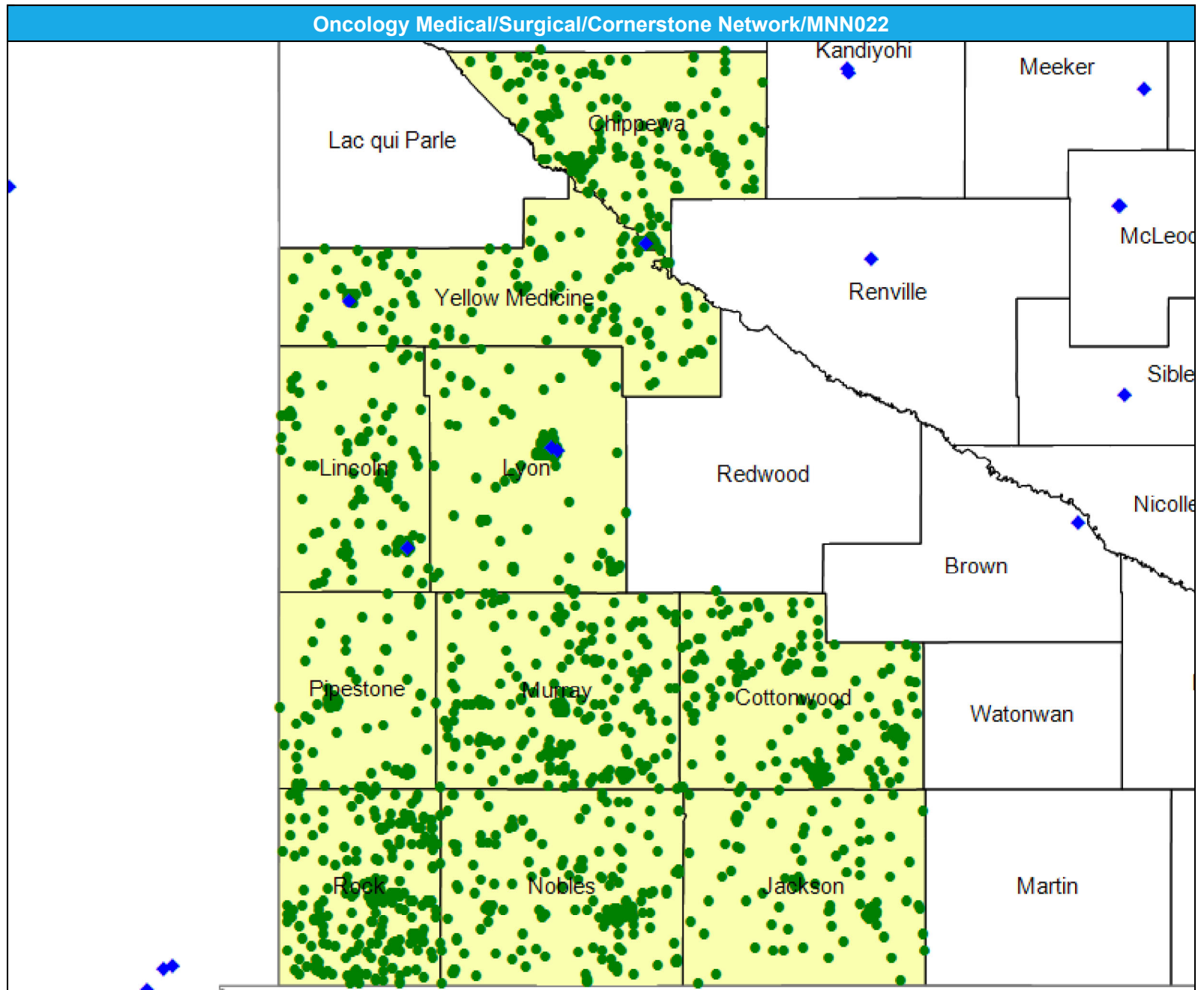
The Access Standard is defined as (National Proxy Census (Cornerstone)) eligibles accessing:

1 (Oncology Medical/Surgical) provider in 60 miles or 60 minutes

Service Areas

■ Cornerstone

21.57 miles



Access Detail By County SSA

May 7, 2024

Created by...
HealthPartners

Access Analysis

Oncology Medical/Surgical

Eligible / Provider Groups

National Proxy Census
(Cornerstone)

Oncology Medical/Surgical

¹ The Access Standard is defined as (National Proxy Census (Cornerstone)) eligibles accessing:

1 (Oncology Medical/Surgical) provider in 60 miles or 60 minutes

Oncology Medical/Surgical/Cornerstone Network/MNN022									
State Name	County	County SSA	Eligible	With Access ¹		Without Access ¹		Average Distance	Average Time
			#	#	%	#	%	1	1
Minnesota	Chippewa	24110	266	266	100.0	0	0.0	17.4	18.9
	Cottonwood	24160	255	255	100.0	0	0.0	45.4	49.5
	Jackson	24310	107	107	100.0	0	0.0	39.0	42.5
	Lincoln	24400	118	118	100.0	0	0.0	11.9	12.9
	Lyon	24410	136	136	100.0	0	0.0	8.4	9.1
	Murray	24500	321	321	100.0	0	0.0	32.2	35.1
	Nobles	24520	268	268	100.0	0	0.0	38.9	42.6
	Pipestone	24580	106	106	100.0	0	0.0	24.8	27.1
	Rock	24660	440	440	100.0	0	0.0	29.2	34.4
	Yellow Medicine	24860	199	199	100.0	0	0.0	8.1	8.8
Grand Totals			2,216	2,216	100.0	0	0.0	27.4	30.4

Oncology Radiation/Cornerstone Network/MNN022

May 7, 2024

Created by...
HealthPartners

Oncology Radiation

634 providers at 335 locations

◆ All providers

Oncology Radiation

Employee Group
National Proxy Census
(Cornerstone)

Provider Group
Oncology Radiation

2,216 eligible locations

● With access (2,216)

● Without access (0)

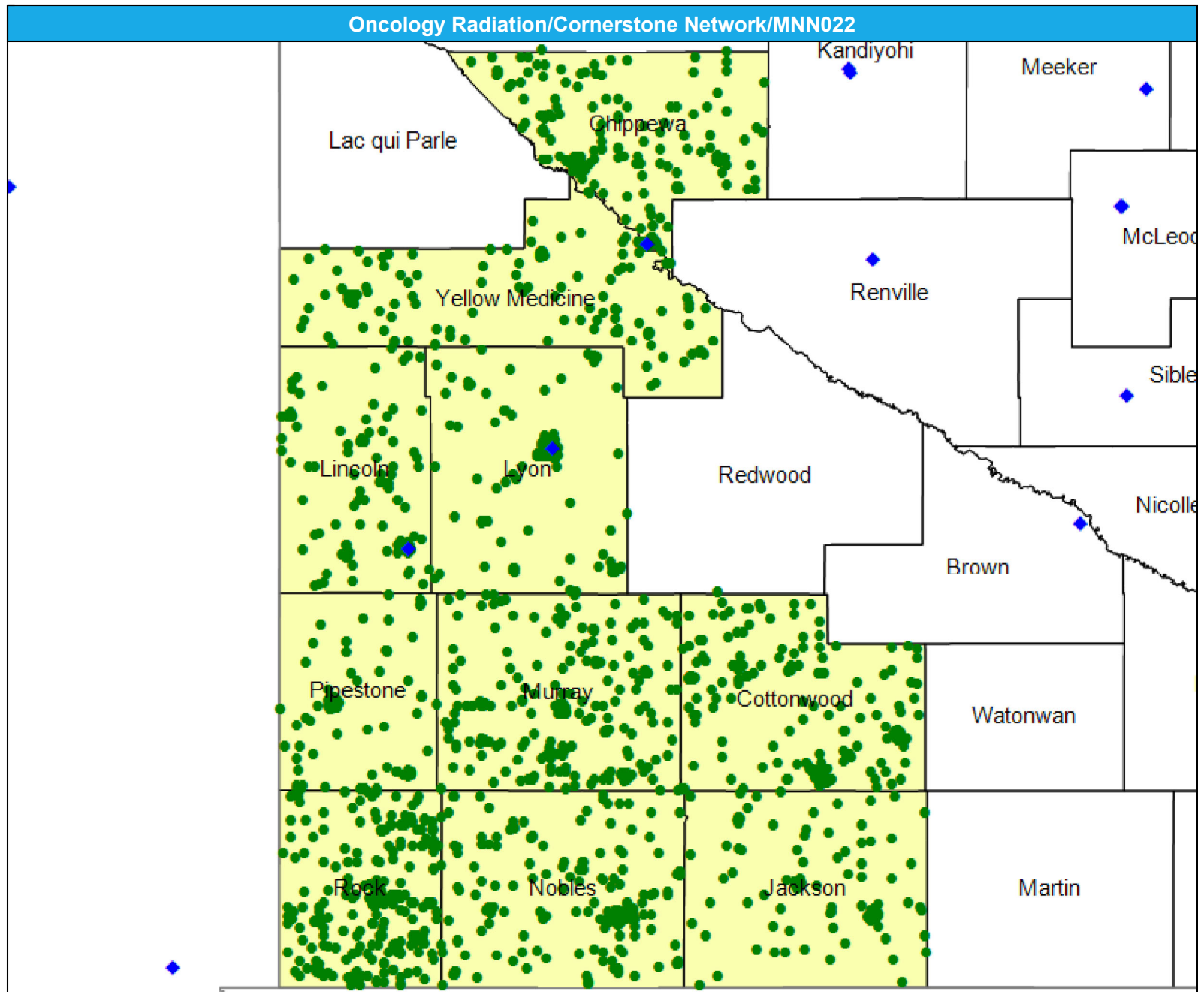
The Access Standard is defined as (National Proxy Census (Cornerstone)) eligibles accessing:

1 (Oncology Radiation) provider in 60 miles or 60 minutes

Service Areas

■ Cornerstone

21.57 miles



Access Detail By County SSA

May 7, 2024

Created by...
HealthPartners

Access Analysis
Oncology Radiation

Eligible / Provider Groups
National Proxy Census
(Cornerstone)
Oncology Radiation

¹ The Access Standard is defined as (National Proxy Census (Cornerstone)) eligibles accessing:
1 (Oncology Radiation) provider in 60 miles or 60 minutes

Oncology Radiation/Cornerstone Network/MNN022									
State Name	County	County SSA	Eligible	With Access ¹		Without Access ¹		Average Distance	Average Time
			#	#	%	#	%	1	1
Minnesota	Chippewa	24110	266	266	100.0	0	0.0	17.4	18.9
	Cottonwood	24160	255	255	100.0	0	0.0	45.6	49.7
	Jackson	24310	107	107	100.0	0	0.0	39.0	42.5
	Lincoln	24400	118	118	100.0	0	0.0	14.1	15.4
	Lyon	24410	136	136	100.0	0	0.0	8.7	9.5
	Murray	24500	321	321	100.0	0	0.0	32.5	35.4
	Nobles	24520	268	268	100.0	0	0.0	38.9	42.7
	Pipestone	24580	106	106	100.0	0	0.0	24.8	27.1
	Rock	24660	440	440	100.0	0	0.0	29.2	34.4
	Yellow Medicine	24860	199	199	100.0	0	0.0	17.8	19.4
Grand Totals			2,216	2,216	100.0	0	0.0	28.5	31.6

Ophthalmology/Cornerstone Network/MNN022

May 7, 2024

Created by...
HealthPartners

Ophthalmology

666 providers at 485 locations

◆ All providers

Ophthalmology

Employee Group
National Proxy Census
(Cornerstone)

Provider Group
Ophthalmology

2,216 eligible locations

● With access (2,216)

● Without access (0)

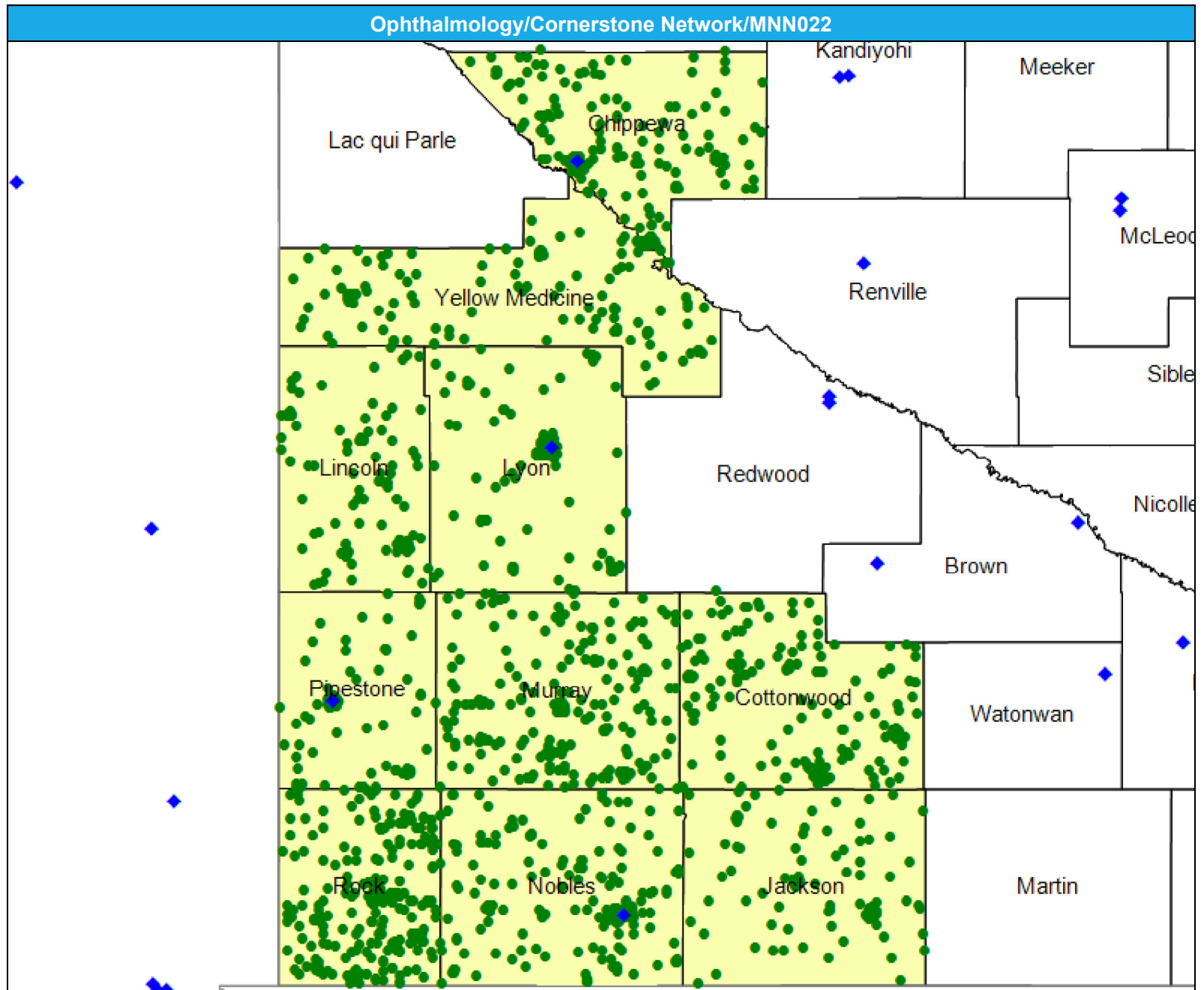
The Access Standard is defined as (National Proxy Census (Cornerstone)) eligibles accessing:

1 (Ophthalmology) provider in 60 miles or 60 minutes

Service Areas

■ Cornerstone

21.57 miles



Access Detail By County SSA

May 7, 2024

Created by...
HealthPartners

Access Analysis
Ophthalmology

Eligible / Provider Groups
National Proxy Census
(Cornerstone)
Ophthalmology

¹ The Access Standard is defined as (National Proxy Census (Cornerstone)) eligibles accessing:
1 (Ophthalmology) provider in 60 miles or 60 minutes

Ophthalmology/Cornerstone Network/MNN022									
State Name	County	County SSA	Eligible	With Access ¹		Without Access ¹		Average Distance	Average Time
			#	#	%	#	%	1	1
Minnesota	Chippewa	24110	266	266	100.0	0	0.0	8.4	9.1
	Cottonwood	24160	255	255	100.0	0	0.0	26.2	28.6
	Jackson	24310	107	107	100.0	0	0.0	27.3	29.8
	Lincoln	24400	118	118	100.0	0	0.0	23.8	25.9
	Lyon	24410	136	136	100.0	0	0.0	9.5	10.3
	Murray	24500	321	321	100.0	0	0.0	24.3	26.5
	Nobles	24520	268	268	100.0	0	0.0	9.5	10.3
	Pipestone	24580	106	106	100.0	0	0.0	7.3	8.0
	Rock	24660	440	440	100.0	0	0.0	24.6	27.2
	Yellow Medicine	24860	199	199	100.0	0	0.0	24.2	26.3
Grand Totals			2,216	2,216	100.0	0	0.0	19.3	21.1

Orthopedic Surgery/Cornerstone Network/MNN022

May 7, 2024

Created by...
HealthPartners

Orthopedic Surgery

1,124 providers at 712 locations

◆ All providers

Orthopedic Surgery

Employee Group

National Proxy Census
(Cornerstone)

Provider Group

Orthopedic Surgery

2,216 eligible locations

● With access (2,216)

● Without access (0)

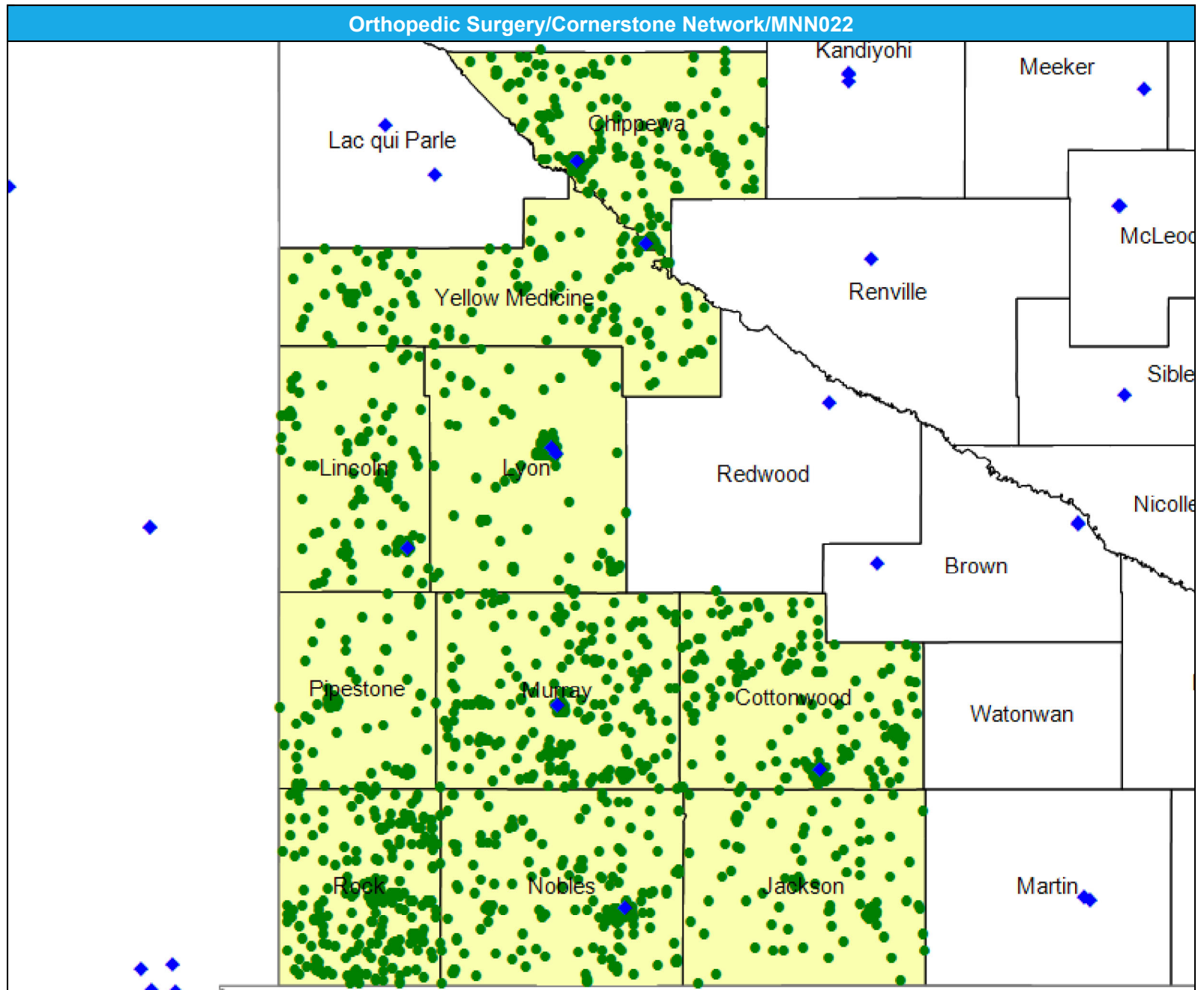
The Access Standard is defined as (National Proxy Census (Cornerstone)) eligibles accessing:

1 (Orthopedic Surgery) provider in 60 miles or 60 minutes

Service Areas

■ Cornerstone

21.57 miles



Access Detail By County SSA

May 7, 2024

Created by...
HealthPartners

Access Analysis
Orthopedic Surgery

Eligible / Provider Groups
National Proxy Census
(Cornerstone)
Orthopedic Surgery

¹ The Access Standard is defined as (National Proxy Census (Cornerstone)) eligibles accessing:
1 (Orthopedic Surgery) provider in 60 miles or 60 minutes

Orthopedic Surgery/Cornerstone Network/MNN022									
State Name	County	County SSA	Eligible	With Access ¹		Without Access ¹		Average Distance	Average Time
			#	#	%	#	%	1	1
Minnesota	Chippewa	24110	266	266	100.0	0	0.0	6.4	7.0
	Cottonwood	24160	255	255	100.0	0	0.0	10.5	11.4
	Jackson	24310	107	107	100.0	0	0.0	15.8	17.2
	Lincoln	24400	118	118	100.0	0	0.0	14.0	15.3
	Lyon	24410	136	136	100.0	0	0.0	8.4	9.1
	Murray	24500	321	321	100.0	0	0.0	10.0	10.9
	Nobles	24520	268	268	100.0	0	0.0	9.2	10.0
	Pipestone	24580	106	106	100.0	0	0.0	24.1	26.4
	Rock	24660	440	440	100.0	0	0.0	27.6	31.5
	Yellow Medicine	24860	199	199	100.0	0	0.0	14.0	15.3
Grand Totals			2,216	2,216	100.0	0	0.0	14.5	16.0

Otolaryngology/Cornerstone Network/MNN022

May 7, 2024

Created by...
HealthPartners

Otolaryngology

431 providers at 412 locations

◆ All providers

Otolaryngology

Employee Group
National Proxy Census
(Cornerstone)

Provider Group
Otolaryngology

2,216 eligible locations

● With access (2,216)

● Without access (0)

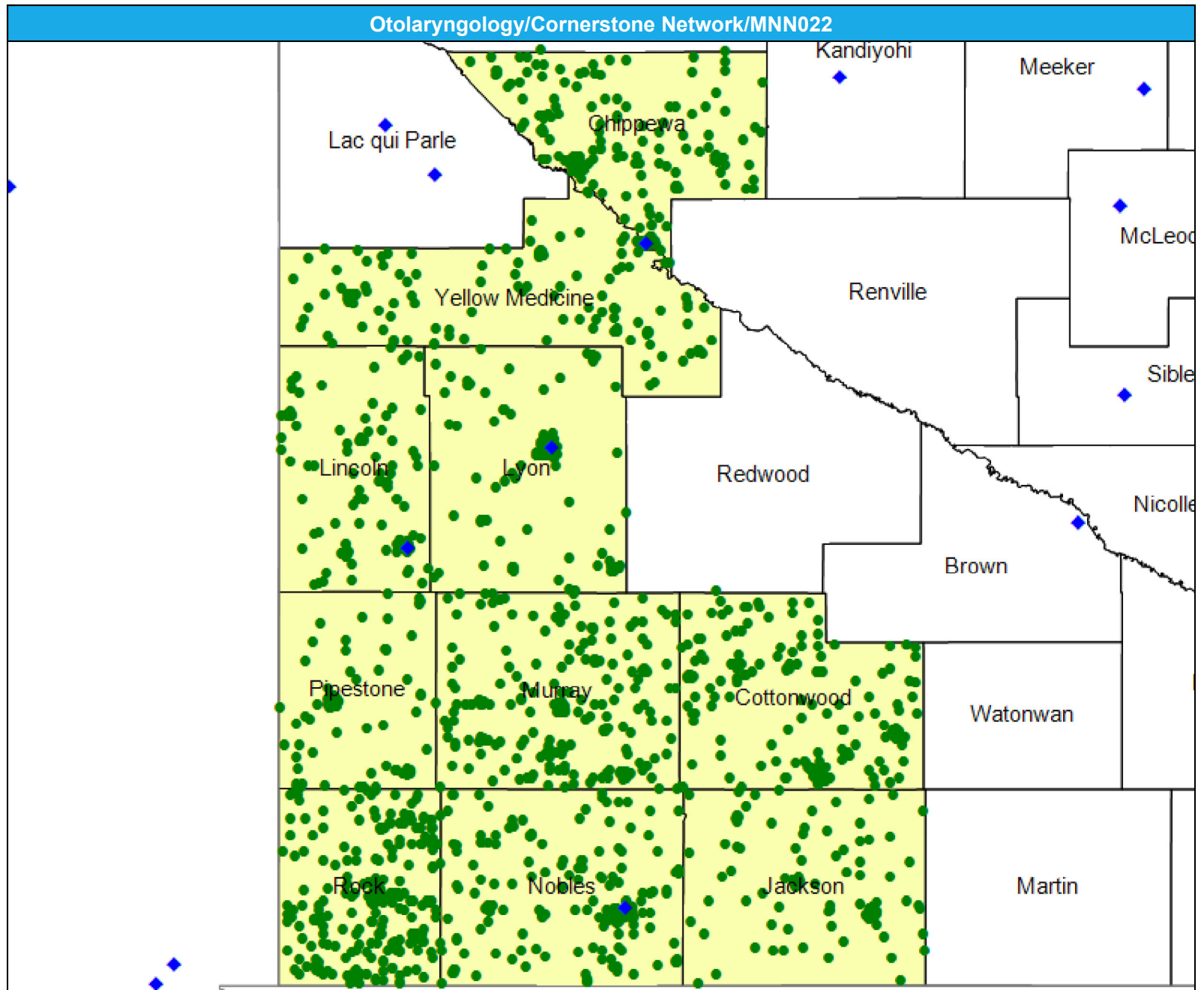
The Access Standard is defined as (National Proxy Census (Cornerstone)) eligibles accessing:

1 (Otolaryngology) provider in 60 miles or 60 minutes

Service Areas

■ Cornerstone

21.57 miles



Access Detail By County SSA

May 7, 2024

Created by...
HealthPartners

Access Analysis
Otolaryngology

Eligible / Provider Groups
National Proxy Census (Cornerstone)
Otolaryngology

¹ The Access Standard is defined as (National Proxy Census (Cornerstone)) eligibles accessing:
1 (Otolaryngology) provider in 60 miles or 60 minutes

Otolaryngology/Cornerstone Network/MNN022									
State Name	County	County SSA	Eligible	With Access ¹		Without Access ¹		Average Distance	Average Time
			#	#	%	#	%	1	1
Minnesota	Chippewa	24110	266	266	100.0	0	0.0	15.2	16.5
	Cottonwood	24160	255	255	100.0	0	0.0	36.6	39.9
	Jackson	24310	107	107	100.0	0	0.0	22.2	24.1
	Lincoln	24400	118	118	100.0	0	0.0	14.1	15.4
	Lyon	24410	136	136	100.0	0	0.0	8.7	9.4
	Murray	24500	321	321	100.0	0	0.0	25.0	27.3
	Nobles	24520	268	268	100.0	0	0.0	9.9	10.8
	Pipestone	24580	106	106	100.0	0	0.0	24.8	27.1
	Rock	24660	440	440	100.0	0	0.0	27.8	31.5
	Yellow Medicine	24860	199	199	100.0	0	0.0	14.1	15.4
Grand Totals			2,216	2,216	100.0	0	0.0	21.2	23.3

Outpatient Infusion/Chemotherapy/Cornerstone Network/MNN022

May 7, 2024

Created by...
HealthPartners

Outpatient Infusion/Chemotherapy

283 providers at 308 locations

- ◆ All providers

Outpatient Infusion/Chemotherapy

Employee Group
National Proxy Census
(Cornerstone)

Provider Group
Outpatient
Infusion/Chemotherapy

2,216 eligible locations

- With access (2,216)
- Without access (0)

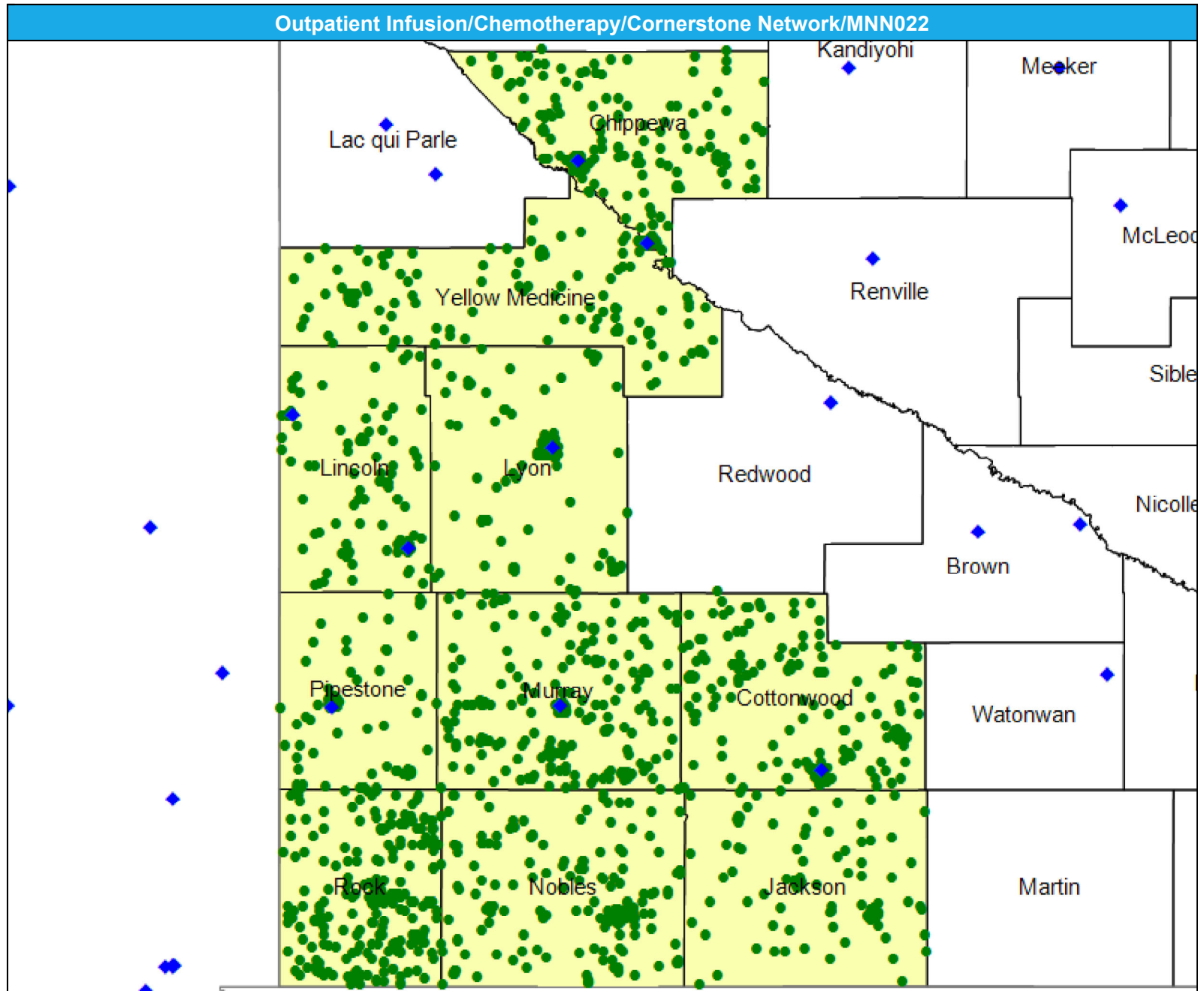
The Access Standard is defined as (National Proxy Census (Cornerstone)) eligibles accessing:

1 (Outpatient Infusion/Chemotherapy) provider in 60 miles or 60 minutes

Service Areas

- Cornerstone

21.57 miles



Access Detail By County SSA

May 7, 2024

Created by...
HealthPartners

Access Analysis
Outpatient
Infusion/Chemotherapy

Eligible / Provider Groups
National Proxy Census
(Cornerstone)
Outpatient
Infusion/Chemotherapy

¹ The Access Standard is defined as (National Proxy Census (Cornerstone)) eligibles accessing:
1 (Outpatient Infusion/Chemotherapy) provider in 60 miles or 60 minutes

Outpatient Infusion/Chemotherapy/Cornerstone Network/MNN022									
State Name	County	County SSA	Eligible	With Access ¹		Without Access ¹		Average Distance	Average Time
			#	#	%	#	%	1	1
Minnesota	Chippewa	24110	266	266	100.0	0	0.0	6.5	7.0
	Cottonwood	24160	255	255	100.0	0	0.0	11.1	12.0
	Jackson	24310	107	107	100.0	0	0.0	16.5	17.9
	Lincoln	24400	118	118	100.0	0	0.0	7.7	8.3
	Lyon	24410	136	136	100.0	0	0.0	8.6	9.4
	Murray	24500	321	321	100.0	0	0.0	9.9	10.8
	Nobles	24520	268	268	100.0	0	0.0	20.3	22.1
	Pipestone	24580	106	106	100.0	0	0.0	6.7	7.2
	Rock	24660	440	440	100.0	0	0.0	24.0	26.5
	Yellow Medicine	24860	199	199	100.0	0	0.0	12.9	14.0
Grand Totals			2,216	2,216	100.0	0	0.0	13.9	15.2

Pediatric Specialty/Cornerstone Network/MNN022

May 15, 2024

Created by...
HealthPartners

Pediatric Specialty

1,280 providers at 488 locations

◆ All providers

Pediatric Specialty

Employee Group

National Proxy Census
(Cornerstone)

Provider Group

Pediatric Specialty

2,216 eligible locations

● With access (2,216)

● Without access (0)

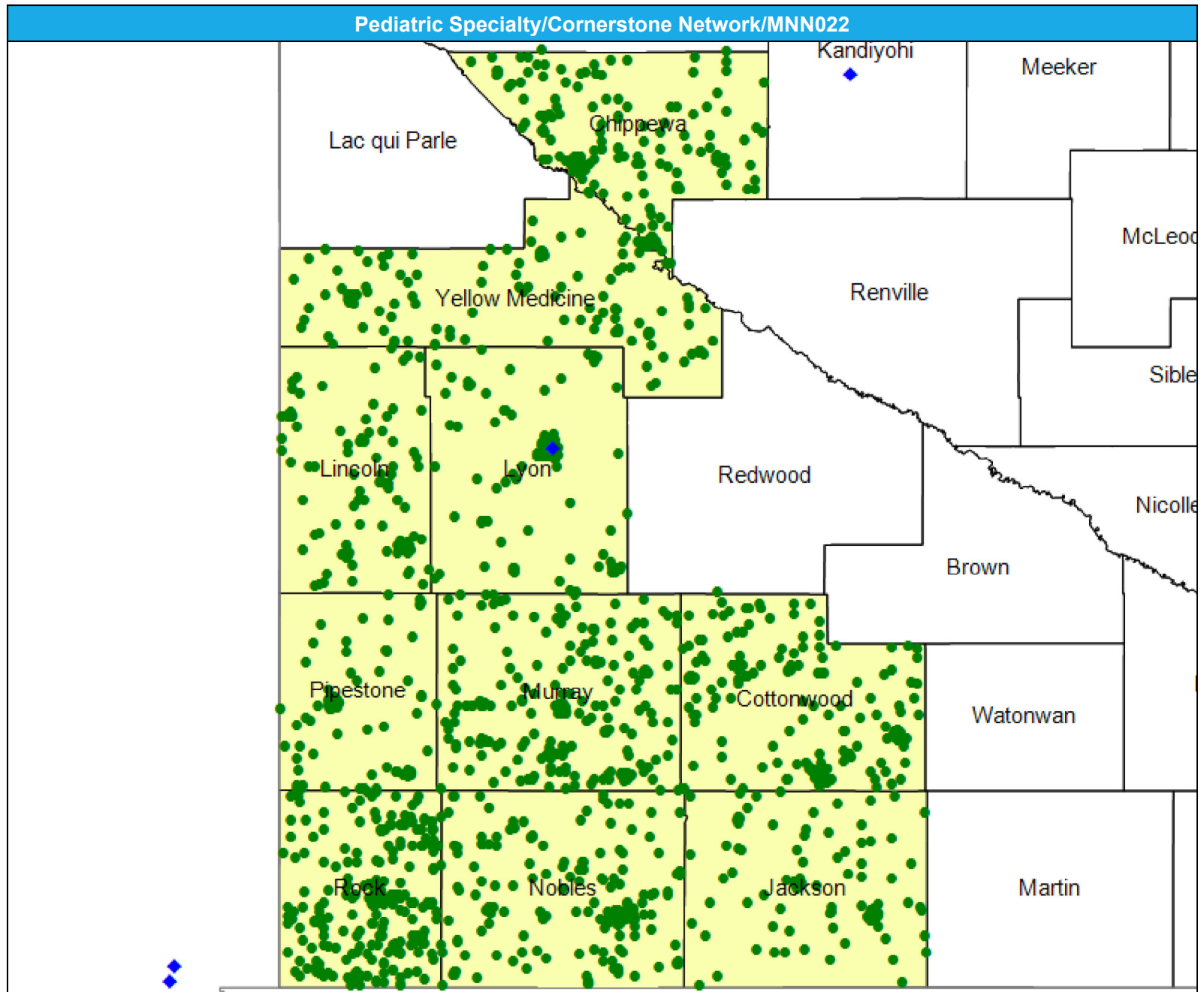
The Access Standard is defined as (National Proxy Census (Cornerstone)) eligibles accessing:

1 (Pediatric Specialty) provider in 60 miles or 60 minutes

Service Areas

■ Cornerstone

21.57 miles



Access Detail By County SSA

May 15, 2024

Created by...
HealthPartners

Access Analysis
Pediatric Specialty

Eligible / Provider Groups
National Proxy Census
(Cornerstone)
Pediatric Specialty

¹ The Access Standard is defined as (National Proxy Census (Cornerstone)) eligibles accessing:

1 (Pediatric Specialty) provider in 60 miles or 60 minutes

Pediatric Specialty/Cornerstone Network/MNN022									
State Name	County	County SSA	Eligible	With Access ¹		Without Access ¹		Average Distance	Average Time
			#	#	%	#	%	1	1
Minnesota	Chippewa	24110	266	266	100.0	0	0.0	33.2	36.2
	Cottonwood	24160	255	255	100.0	0	0.0	48.7	53.0
	Jackson	24310	107	107	100.0	0	0.0	39.1	42.6
	Lincoln	24400	118	118	100.0	0	0.0	28.5	31.1
	Lyon	24410	136	136	100.0	0	0.0	9.5	10.3
	Murray	24500	321	321	100.0	0	0.0	34.8	38.0
	Nobles	24520	268	268	100.0	0	0.0	46.3	51.7
	Pipestone	24580	106	106	100.0	0	0.0	42.9	50.1
	Rock	24660	440	440	100.0	0	0.0	29.8	35.7
	Yellow Medicine	24860	199	199	100.0	0	0.0	30.3	33.0
Grand Totals			2,216	2,216	100.0	0	0.0	34.9	39.0

Physical Therapy, Occupational Therapy, and/or Speech Therapy Services/Cornerstone/MNN022

May 7, 2024

Created by...
HealthPartners

Physical Therapy, Occupational Therapy, and/or Speech Therapy Services

11,939 providers at 2,285 locations

◆ All providers

Physical Therapy, Occupational Therapy Speech Therapy

Employee Group
National Proxy Census
(Cornerstone)

Provider Group
Physical Therapy, Occupational
Therapy, and/or Speech
Therapy Services

2,216 eligible locations

● With access (2,216)

● Without access (0)

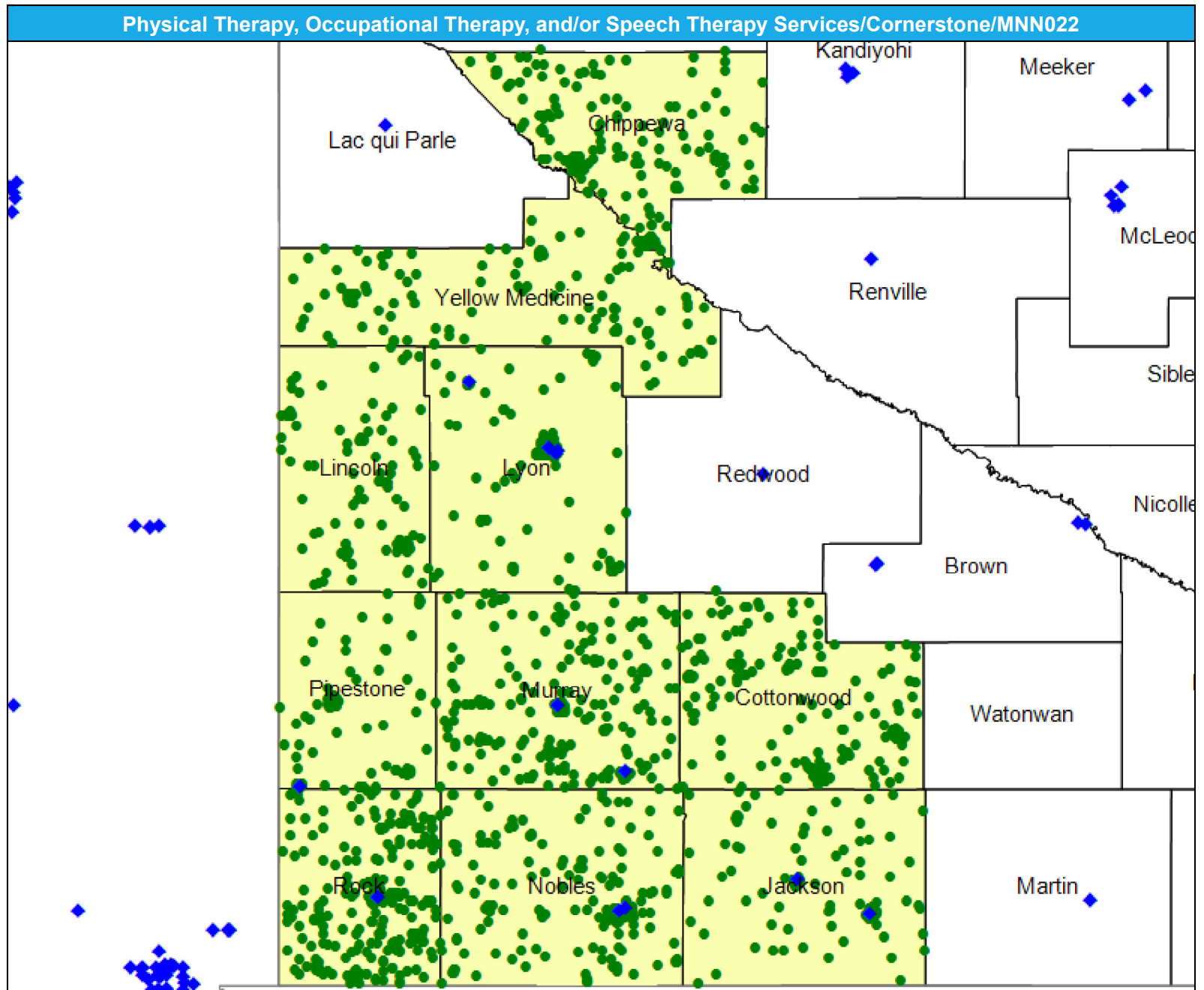
The Access Standard is defined as (National Proxy Census (Cornerstone)) eligibles accessing:

1 (Physical Therapy, Occupational Therapy, and/or Speech Therapy Services) provider in 60 miles or 60 minutes

Service Areas

■ Cornerstone

21.57 miles



Access Detail By County SSA

May 7, 2024

Created by...
HealthPartners

Access Analysis

Physical Therapy, Occupation
Therapy Speech Therapy

Eligible / Provider Groups

National Proxy Census
(Cornerstone)
Physical Therapy,
Occupational Therapy, and/or
Speech Therapy Services

¹ The Access Standard is defined
as (National Proxy Census
(Cornerstone)) eligibles
accessing:

¹ (Physical Therapy,
Occupational Therapy, and/or
Speech Therapy Services)
provider in 60 miles or 60
minutes

Physical Therapy, Occupational Therapy, and/or Speech Therapy Services/Cornerstone/MNN022									
State Name	County	County SSA	Eligible	With Access ¹		Without Access ¹		Average Distance	Average Time
			#	#	%	#	%	1	1
Minnesota	Chippewa	24110	266	266	100.0	0	0.0	24.9	27.1
	Cottonwood	24160	255	255	100.0	0	0.0	17.7	19.3
	Jackson	24310	107	107	100.0	0	0.0	6.7	7.2
	Lincoln	24400	118	118	100.0	0	0.0	21.9	23.8
	Lyon	24410	136	136	100.0	0	0.0	7.7	8.3
	Murray	24500	321	321	100.0	0	0.0	7.7	8.4
	Nobles	24520	268	268	100.0	0	0.0	7.7	8.4
	Pipestone	24580	106	106	100.0	0	0.0	14.5	15.8
	Rock	24660	440	440	100.0	0	0.0	5.9	6.4
	Yellow Medicine	24860	199	199	100.0	0	0.0	22.5	24.5
Grand Totals			2,216	2,216	100.0	0	0.0	12.9	14.1

Physical Medicine and Rehabilitation and Occupational Medicine/Cornerstone/MNN022

May 7, 2024

Created by...
HealthPartners

Physical Medicine and Rehabilitation and Occupational Medicine

3,715 providers at 1,484 locations

◆ All providers

Physical Medicine and Rehab and Occupational Medicine

Employee Group

National Proxy Census
(Cornerstone)

Provider Group

Physical Medicine and
Rehabilitation and Occupational
Medicine

2,216 eligible locations

● With access (2,216)

● Without access (0)

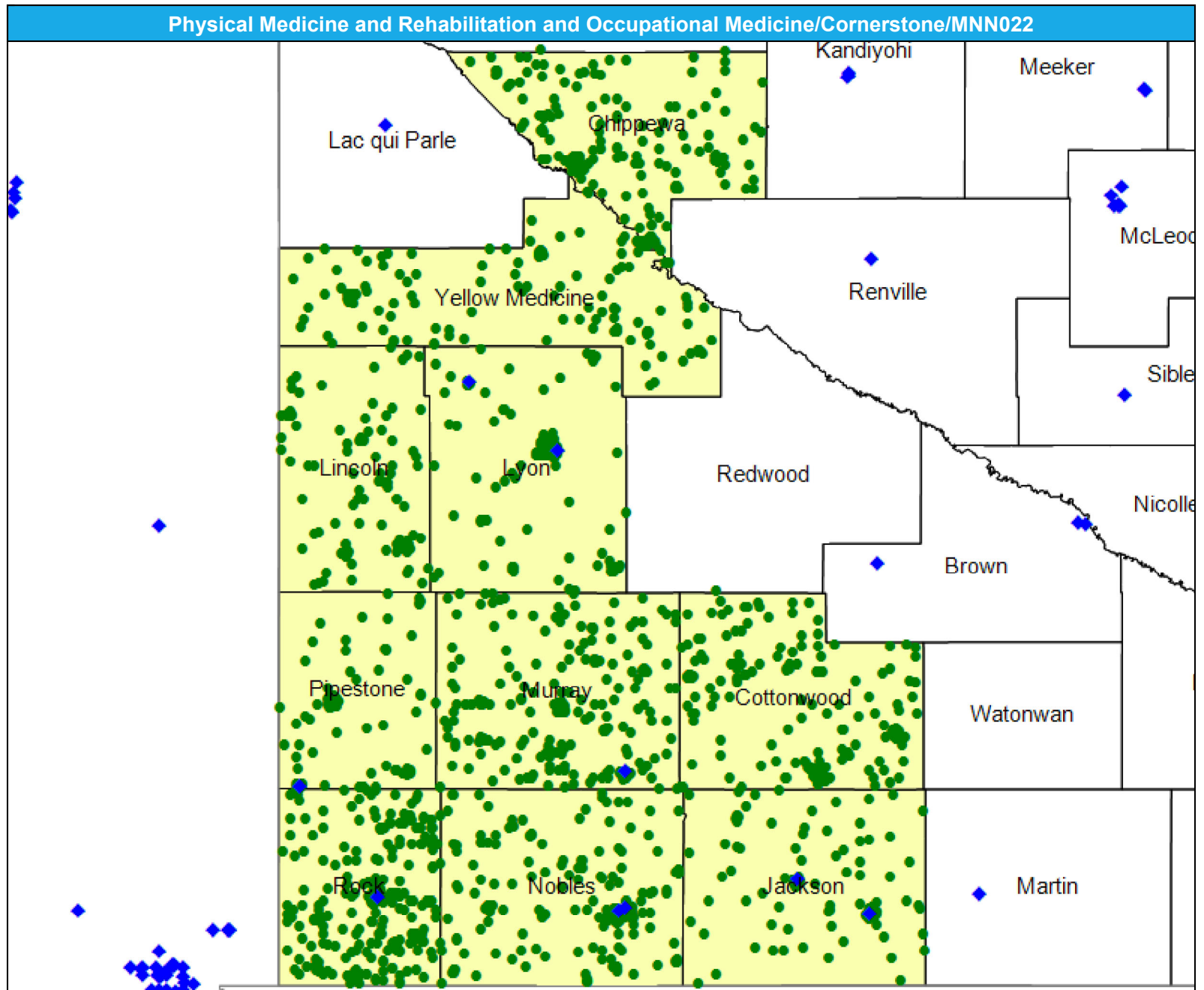
The Access Standard is defined as (National Proxy Census (Cornerstone)) eligibles accessing:

1 (Physical Medicine and Rehabilitation and Occupational Medicine) provider in 60 miles or 60 minutes

Service Areas

■ Cornerstone

21.57 miles



Access Detail By County SSA

May 7, 2024

Created by...
HealthPartners

Access Analysis

Physical Medicine and Rehab
and Occupational Medicine

Eligible / Provider Groups

National Proxy Census
(Cornerstone)

Physical Medicine and
Rehabilitation and
Occupational Medicine

¹ The Access Standard is defined
as (National Proxy Census
(Cornerstone)) eligibles
accessing:

¹ (Physical Medicine and
Rehabilitation and Occupational
Medicine) provider in 60 miles
or 60 minutes

Physical Medicine and Rehabilitation and Occupational Medicine/Cornerstone/MNN022									
State Name	County	County SSA	Eligible	With Access ¹		Without Access ¹		Average Distance	Average Time
			#	#	%	#	%	1	1
Minnesota	Chippewa	24110	266	266	100.0	0	0.0	24.9	27.1
	Cottonwood	24160	255	255	100.0	0	0.0	18.0	19.6
	Jackson	24310	107	107	100.0	0	0.0	6.7	7.2
	Lincoln	24400	118	118	100.0	0	0.0	21.9	23.8
	Lyon	24410	136	136	100.0	0	0.0	8.2	8.9
	Murray	24500	321	321	100.0	0	0.0	14.3	15.6
	Nobles	24520	268	268	100.0	0	0.0	7.9	8.5
	Pipestone	24580	106	106	100.0	0	0.0	14.9	16.2
	Rock	24660	440	440	100.0	0	0.0	5.9	6.4
	Yellow Medicine	24860	199	199	100.0	0	0.0	22.8	24.8
Grand Totals			2,216	2,216	100.0	0	0.0	14.0	15.2

Podiatry/Cornerstone Network/MNN022

May 7, 2024

Created by...
HealthPartners

Podiatry

514 providers at 797 locations

◆ All providers

Podiatry

Employee Group
National Proxy Census
(Cornerstone)

Provider Group
Podiatry

2,216 eligible locations

● With access (2,216)

● Without access (0)

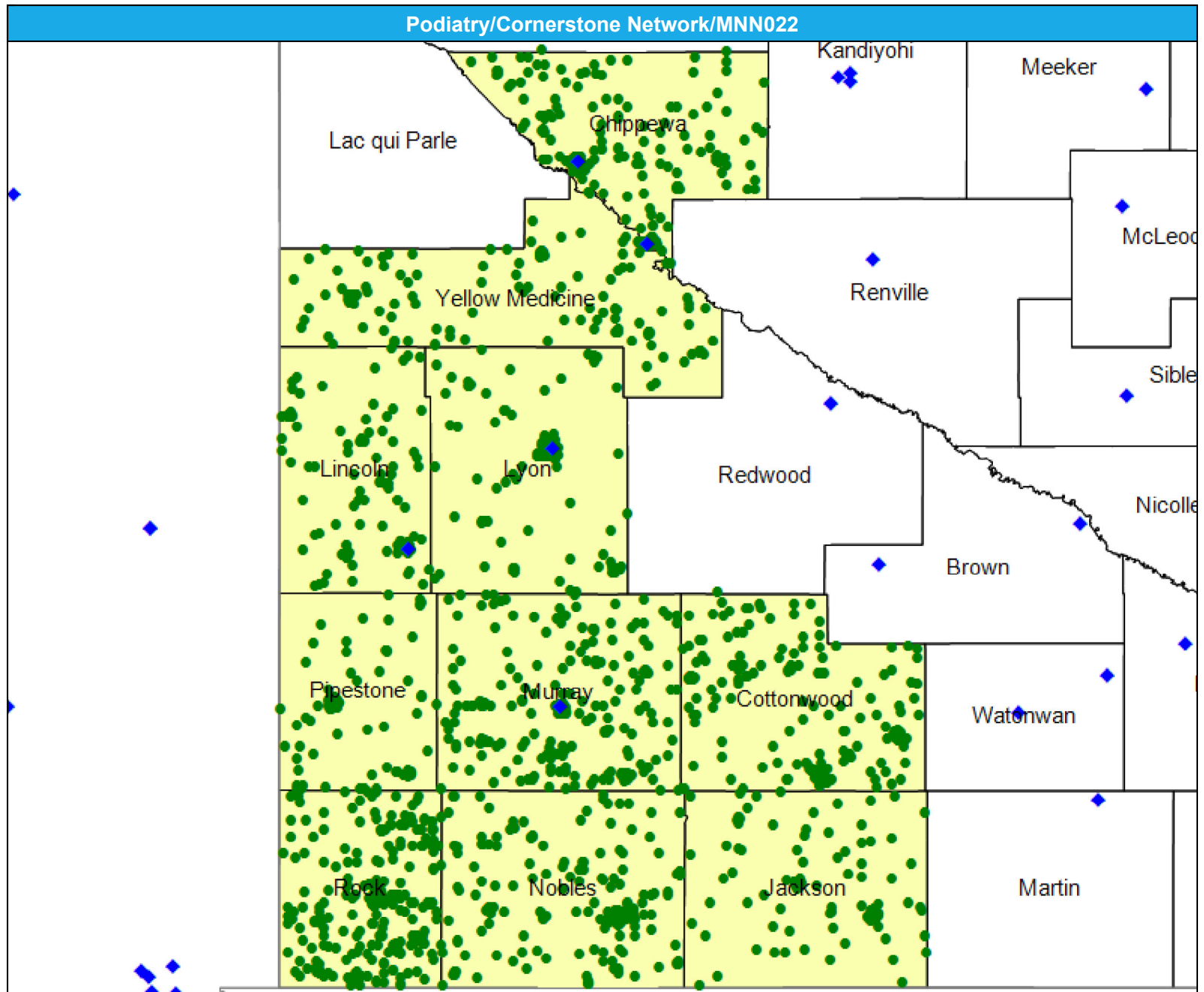
The Access Standard is defined as (National Proxy Census (Cornerstone)) eligibles accessing:

1 (Podiatry) provider in 60 miles or 60 minutes

Service Areas

■ Cornerstone

21.57 miles



Access Detail By County SSA

May 7, 2024

Created by...
HealthPartners

Access Analysis

Podiatry

Eligible / Provider Groups

National Proxy Census
(Cornerstone)

Podiatry

¹ The Access Standard is defined as (National Proxy Census (Cornerstone)) eligibles accessing:

1 (Podiatry) provider in 60 miles or 60 minutes

Podiatry/Cornerstone Network/MNN022									
State Name	County	County SSA	Eligible	With Access ¹		Without Access ¹		Average Distance	Average Time
			#	#	%	#	%	1	1
Minnesota	Chippewa	24110	266	266	100.0	0	0.0	6.4	6.9
	Cottonwood	24160	255	255	100.0	0	0.0	22.9	24.9
	Jackson	24310	107	107	100.0	0	0.0	22.1	24.1
	Lincoln	24400	118	118	100.0	0	0.0	14.0	15.3
	Lyon	24410	136	136	100.0	0	0.0	8.7	9.4
	Murray	24500	321	321	100.0	0	0.0	9.9	10.8
	Nobles	24520	268	268	100.0	0	0.0	27.9	30.5
	Pipestone	24580	106	106	100.0	0	0.0	24.2	26.4
	Rock	24660	440	440	100.0	0	0.0	28.6	33.7
	Yellow Medicine	24860	199	199	100.0	0	0.0	17.6	19.2
Grand Totals			2,216	2,216	100.0	0	0.0	19.0	21.2

Pulmonary Disease/Cornerstone Network/MNN022

May 7, 2024

Created by...
HealthPartners

Pulmonary Disease

498 providers at 316 locations

◆ All providers

Pulmonary Disease

Employee Group

National Proxy Census
(Cornerstone)

Provider Group

Pulmonary Disease

2,216 eligible locations

● With access (2,216)

● Without access (0)

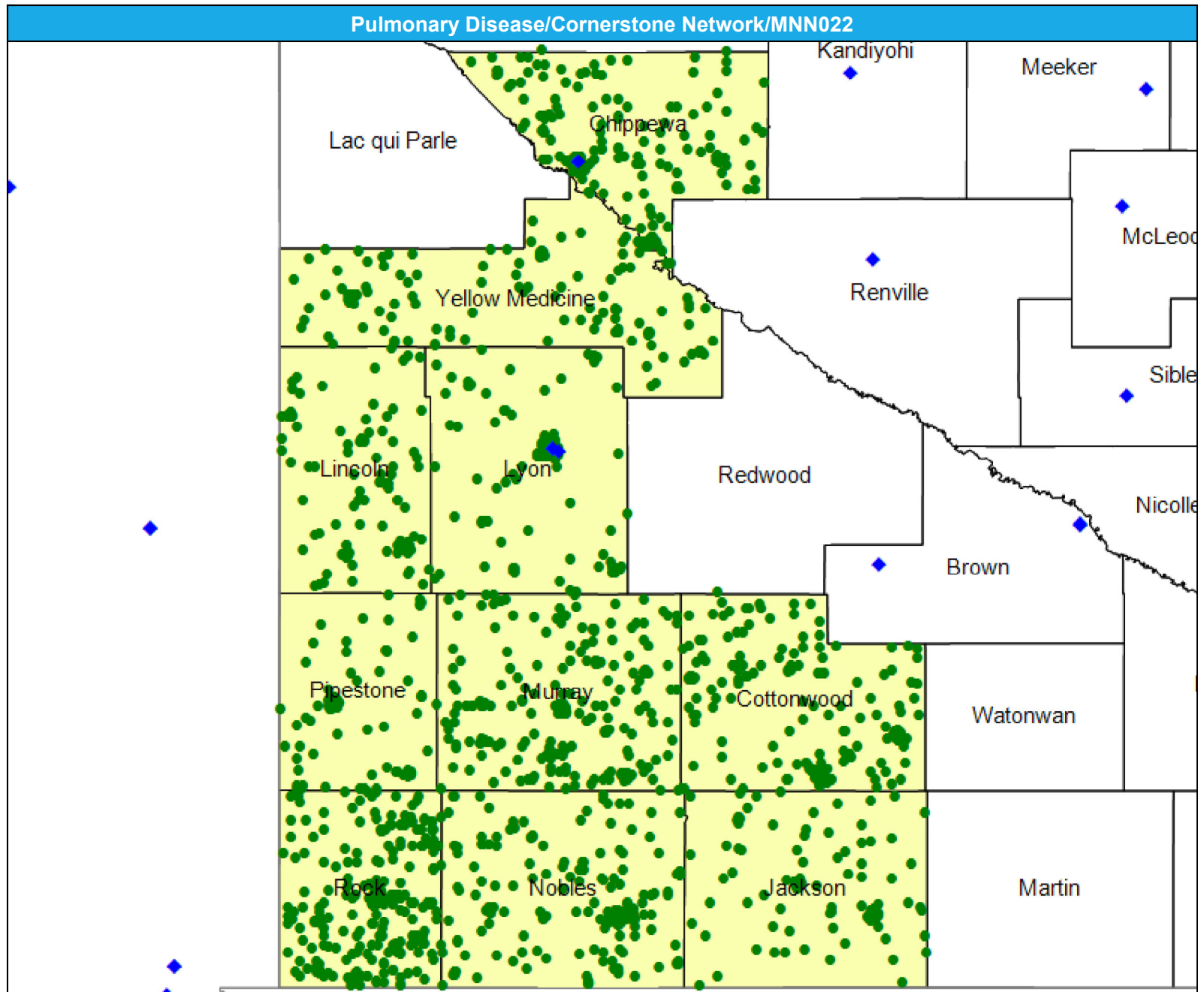
The Access Standard is defined as (National Proxy Census (Cornerstone)) eligibles accessing:

1 (Pulmonary Disease) provider in 60 miles or 60 minutes

Service Areas

■ Cornerstone

21.57 miles



Access Detail By County SSA

May 7, 2024

Created by...
HealthPartners

Access Analysis
Pulmonary Disease

Eligible / Provider Groups
National Proxy Census (Cornerstone)
Pulmonary Disease

¹ The Access Standard is defined as (National Proxy Census (Cornerstone)) eligibles accessing:
1 (Pulmonary Disease) provider in 60 miles or 60 minutes

Pulmonary Disease/Cornerstone Network/MNN022									
State Name	County	County SSA	Eligible	With Access ¹		Without Access ¹		Average Distance	Average Time
			#	#	%	#	%	1	1
Minnesota	Chippewa	24110	266	266	100.0	0	0.0	8.5	9.2
	Cottonwood	24160	255	255	100.0	0	0.0	26.7	29.1
	Jackson	24310	107	107	100.0	0	0.0	43.3	47.2
	Lincoln	24400	118	118	100.0	0	0.0	25.6	27.8
	Lyon	24410	136	136	100.0	0	0.0	9.3	10.1
	Murray	24500	321	321	100.0	0	0.0	34.5	37.5
	Nobles	24520	268	268	100.0	0	0.0	51.4	58.0
	Pipestone	24580	106	106	100.0	0	0.0	39.7	44.0
	Rock	24660	440	440	100.0	0	0.0	29.7	35.6
	Yellow Medicine	24860	199	199	100.0	0	0.0	24.5	26.6
Grand Totals			2,216	2,216	100.0	0	0.0	29.3	32.9

Radiology and Nuclear Medicine/Cornerstone Network/MNN022

May 7, 2024

Created by...
HealthPartners

Radiology and Nuclear Medicine

3,138 providers at 841 locations

◆ All providers

Radiology and Nuclear Medicine

Employee Group
National Proxy Census
(Cornerstone)

Provider Group
Radiology and Nuclear
Medicine

2,216 eligible locations

● With access (2,216)

● Without access (0)

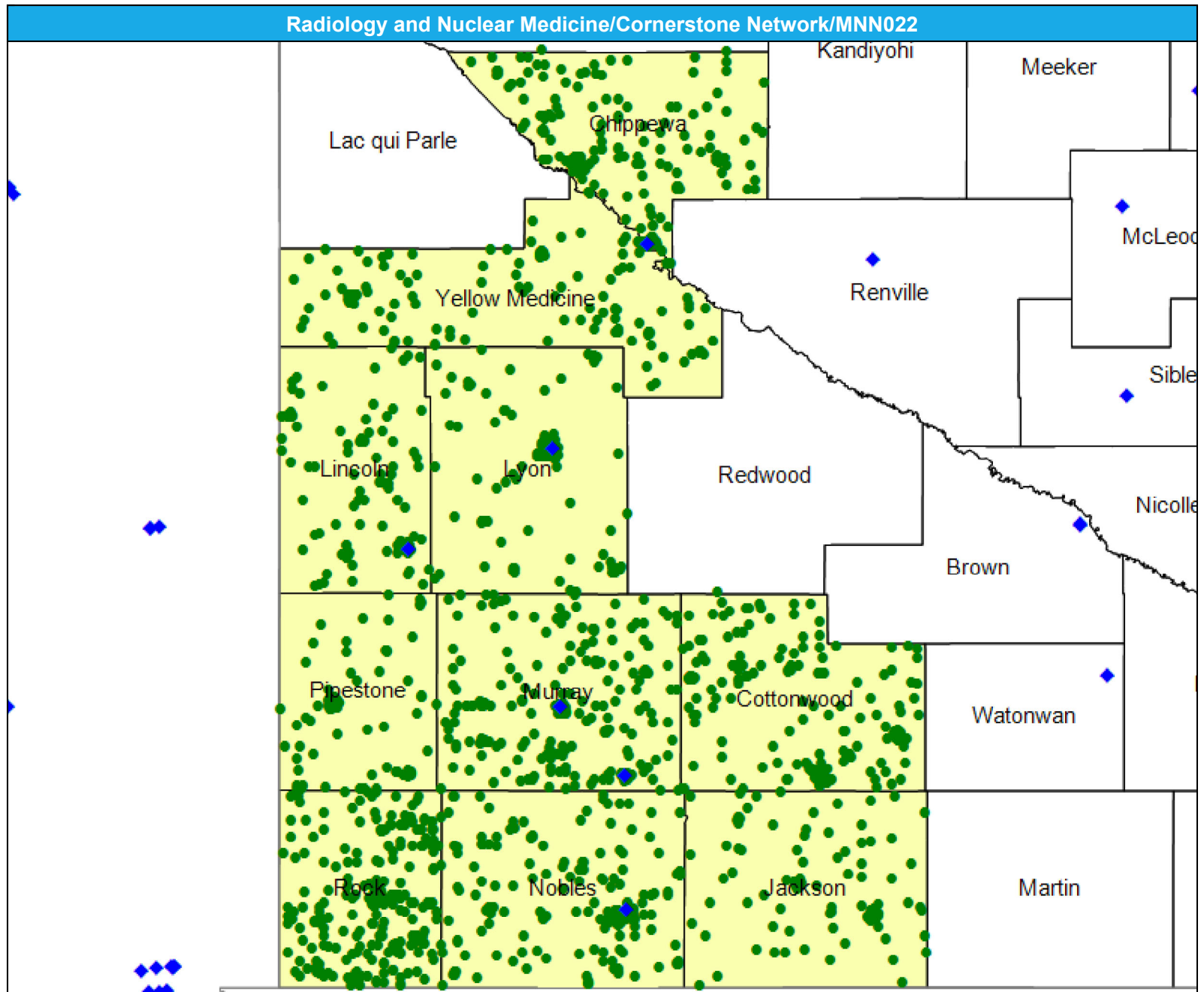
The Access Standard is defined as (National Proxy Census (Cornerstone)) eligibles accessing:

1 (Radiology and Nuclear Medicine) provider in 60 miles or 60 minutes

Service Areas

■ Cornerstone

21.57 miles



Access Detail By County SSA

May 7, 2024

Created by...
HealthPartners

Access Analysis

Radiology and Nuclear
Medicine

Eligible / Provider Groups

National Proxy Census
(Cornerstone)

Radiology and Nuclear
Medicine

¹ The Access Standard is defined
as (National Proxy Census
(Cornerstone)) eligibles
accessing:

1 (Radiology and Nuclear
Medicine) provider in 60 miles
or 60 minutes

Radiology and Nuclear Medicine/Cornerstone Network/MNN022									
State Name	County	County SSA	Eligible	With Access ¹		Without Access ¹		Average Distance	Average Time
			#	#	%	#	%	1	1
Minnesota	Chippewa	24110	266	266	100.0	0	0.0	17.8	19.3
	Cottonwood	24160	255	255	100.0	0	0.0	25.7	28.0
	Jackson	24310	107	107	100.0	0	0.0	18.9	20.6
	Lincoln	24400	118	118	100.0	0	0.0	13.9	15.1
	Lyon	24410	136	136	100.0	0	0.0	8.7	9.4
	Murray	24500	321	321	100.0	0	0.0	7.5	8.1
	Nobles	24520	268	268	100.0	0	0.0	9.2	9.9
	Pipestone	24580	106	106	100.0	0	0.0	24.2	26.4
	Rock	24660	440	440	100.0	0	0.0	27.6	31.6
	Yellow Medicine	24860	199	199	100.0	0	0.0	17.8	19.4
Grand Totals			2,216	2,216	100.0	0	0.0	17.7	19.6

Reconstructive Surgery/Cornerstone Network/MNN022

May 7, 2024

Created by...
HealthPartners

Reconstructive Surgery

199 providers at 269 locations

◆ All providers

Reconstructive Surgery

Employee Group

National Proxy Census
(Cornerstone)

Provider Group

Reconstructive Surgery

2,216 eligible locations

● With access (1,167)

● Without access (1,049)

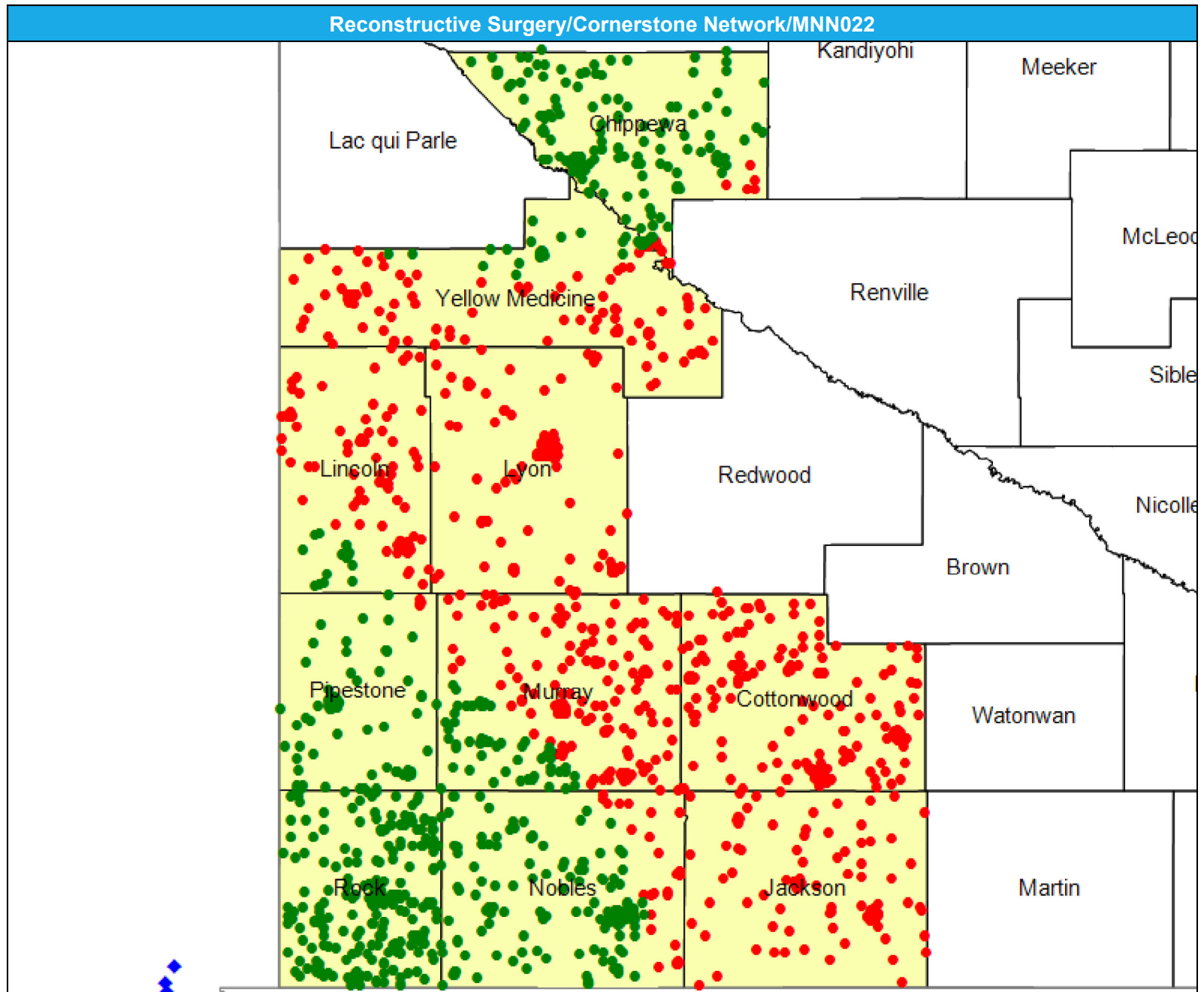
The Access Standard is defined as (National Proxy Census (Cornerstone)) eligibles accessing:

1 (Reconstructive Surgery) provider in 60 miles or 60 minutes

Service Areas

■ Cornerstone

21.57 miles



Access Detail By County SSA

May 7, 2024

Created by...
HealthPartners

Access Analysis
Reconstructive Surgery

Eligible / Provider Groups
National Proxy Census
(Cornerstone)
Reconstructive Surgery

¹ The Access Standard is defined as (National Proxy Census (Cornerstone)) eligibles accessing:
¹ (Reconstructive Surgery) provider in 60 miles or 60 minutes

Reconstructive Surgery/Cornerstone Network/MNN022									
State Name	County	County SSA	Eligible	With Access ¹		Without Access ¹		Average Distance	Average Time
			#	#	%	#	%	1	1
Minnesota	Chippewa	24110	266	246	92.5	20	7.5	48.8	53.1
	Cottonwood	24160	255	0	0.0	255	100.0	86.8	102.3
	Jackson	24310	107	0	0.0	107	100.0	82.6	98.2
	Lincoln	24400	118	19	16.1	99	83.9	67.1	79.7
	Lyon	24410	136	0	0.0	136	100.0	78.8	88.5
	Murray	24500	321	69	21.5	252	78.5	65.5	78.6
	Nobles	24520	268	236	88.1	32	11.9	53.4	64.0
	Pipestone	24580	106	102	96.2	4	3.8	46.2	55.4
	Rock	24660	440	440	100.0	0	0.0	29.8	35.7
	Yellow Medicine	24860	199	55	27.6	144	72.4	63.9	69.7
Grand Totals			2,216	1,167	52.7	1,049	47.3	58.1	67.7

Rheumatology/Cornerstone Network/MNN022

May 7, 2024

Created by...
HealthPartners

Rheumatology

217 providers at 165 locations

◆ All providers

Rheumatology

Employee Group
National Proxy Census
(Cornerstone)

Provider Group
Rheumatology

2,216 eligible locations

● With access (1,713)
● Without access (503)

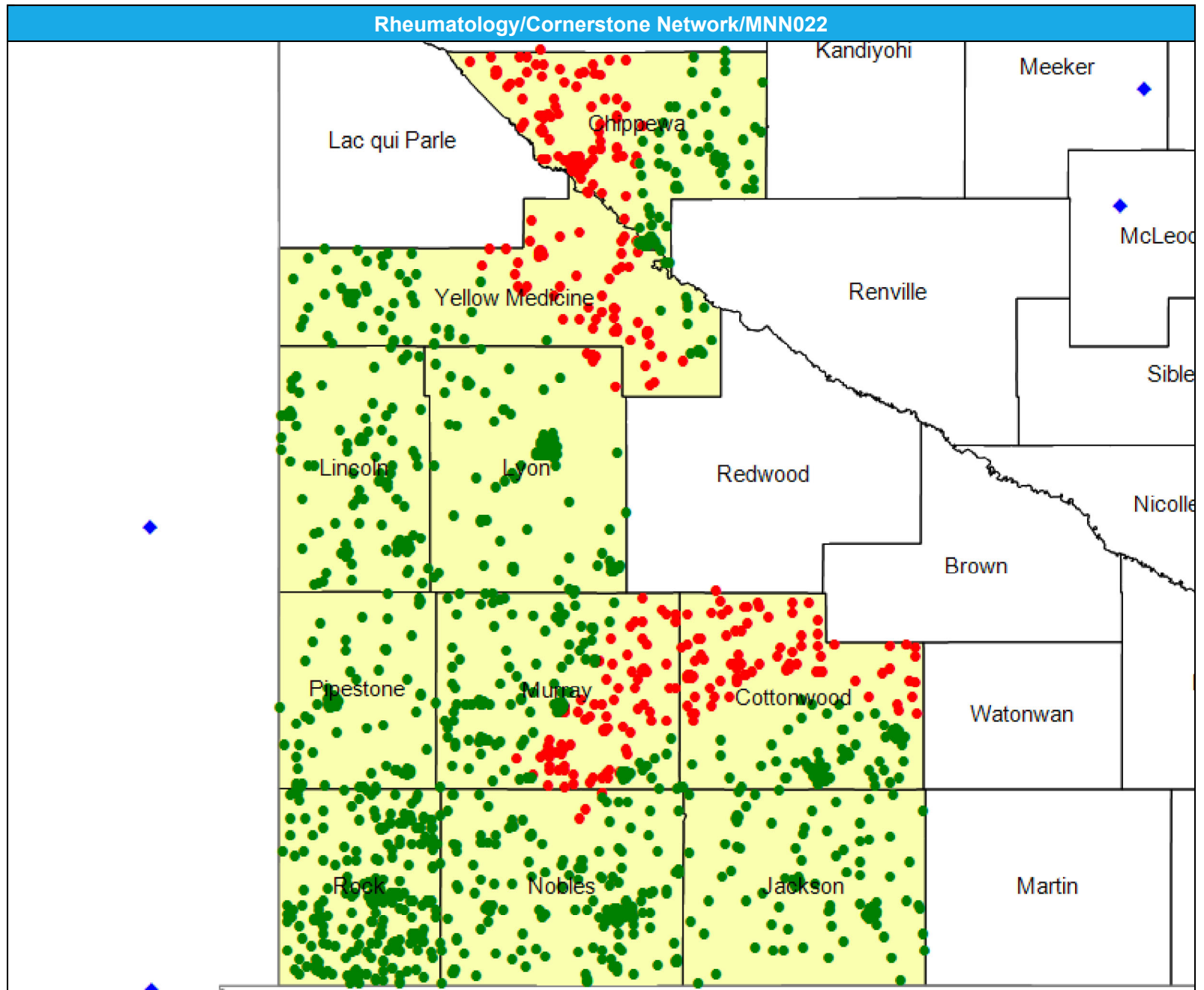
The Access Standard is defined as (National Proxy Census (Cornerstone)) eligibles accessing:

1 (Rheumatology) provider in 60 miles or 60 minutes

Service Areas

■ Cornerstone

21.57 miles



Access Detail By County SSA

May 7, 2024

Created by...
HealthPartners

Access Analysis
Rheumatology

Eligible / Provider Groups
National Proxy Census
(Cornerstone)
Rheumatology

¹ The Access Standard is defined as (National Proxy Census (Cornerstone)) eligibles accessing:
1 (Rheumatology) provider in 60 miles or 60 minutes

Rheumatology/Cornerstone Network/MNN022									
State Name	County	County SSA	Eligible	With Access ¹		Without Access ¹		Average Distance	Average Time
			#	#	%	#	%	1	1
Minnesota	Chippewa	24110	266	82	30.8	184	69.2	64.1	69.8
	Cottonwood	24160	255	156	61.2	99	38.8	58.2	63.5
	Jackson	24310	107	107	100.0	0	0.0	39.2	42.7
	Lincoln	24400	118	118	100.0	0	0.0	30.6	33.3
	Lyon	24410	136	128	94.1	8	5.9	51.3	55.9
	Murray	24500	321	190	59.2	131	40.8	58.9	64.4
	Nobles	24520	268	264	98.5	4	1.5	48.1	52.9
	Pipestone	24580	106	106	100.0	0	0.0	41.3	45.7
	Rock	24660	440	440	100.0	0	0.0	34.2	41.0
	Yellow Medicine	24860	199	122	61.3	77	38.7	56.9	62.0
Grand Totals			2,216	1,713	77.3	503	22.7	49.3	54.6

Substance Use Disorder (SUD) Outpatient/Cornerstone Network/MNN022

May 7, 2024

Created by...
HealthPartners

Substance Use Disorder (SUD) Outpatient

533 providers at 391 locations

◆ All providers

SUD Outpatient

Employee Group
National Proxy Census
(Cornerstone)

Provider Group
Substance Use Disorder (SUD)
Outpatient

2,216 eligible locations
● With access (2,184)
● Without access (32)

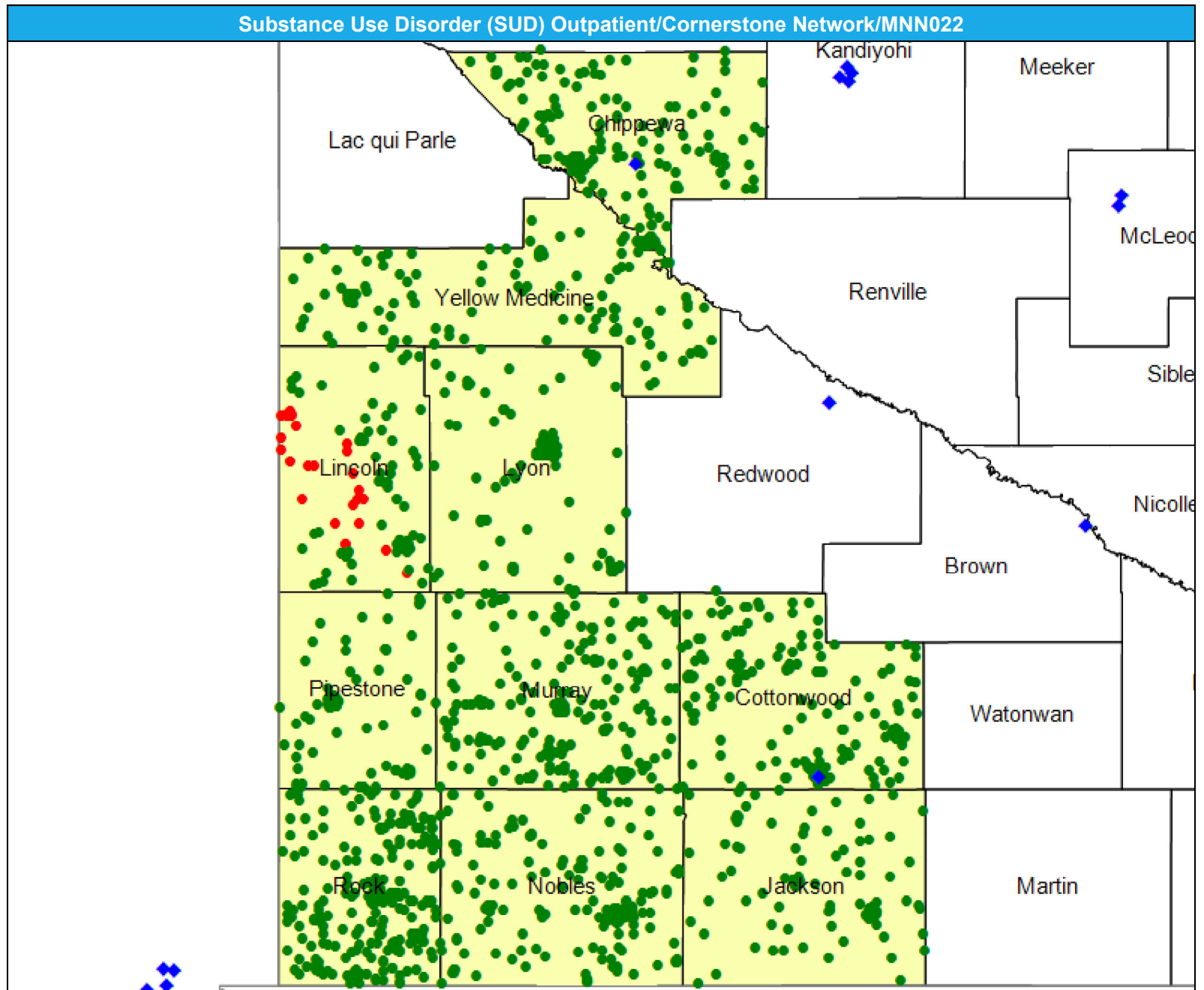
The Access Standard is defined as (National Proxy Census (Cornerstone)) eligibles accessing:

1 (Substance Use Disorder (SUD) Outpatient) provider in 60 miles or 60 minutes

Service Areas

■ Cornerstone

21.57 miles



Access Detail By County SSA

May 7, 2024

Created by...
HealthPartners

Access Analysis

SUD Outpatient

Eligible / Provider Groups

National Proxy Census
(Cornerstone)

Substance Use Disorder
(SUD) Outpatient

¹ The Access Standard is defined as (National Proxy Census (Cornerstone)) eligibles accessing:

1 (Substance Use Disorder (SUD) Outpatient) provider in 60 miles or 60 minutes

Substance Use Disorder (SUD) Outpatient/Cornerstone Network/MNN022									
State Name	County	County SSA	Eligible	With Access ¹		Without Access ¹		Average Distance	Average Time
			#	#	%	#	%	1	1
Minnesota	Chippewa	24110	266	266	100.0	0	0.0	10.3	11.2
	Cottonwood	24160	255	255	100.0	0	0.0	12.3	13.4
	Jackson	24310	107	107	100.0	0	0.0	18.6	20.3
	Lincoln	24400	118	86	72.9	32	27.1	58.1	64.3
	Lyon	24410	136	136	100.0	0	0.0	39.3	42.8
	Murray	24500	321	321	100.0	0	0.0	35.6	38.8
	Nobles	24520	268	268	100.0	0	0.0	37.6	41.7
	Pipestone	24580	106	106	100.0	0	0.0	46.4	54.8
	Rock	24660	440	440	100.0	0	0.0	30.2	36.2
	Yellow Medicine	24860	199	199	100.0	0	0.0	26.6	29.0
Grand Totals			2,216	2,184	98.6	32	1.4	29.4	33.0

Substance Use Disorder (SUD) Inpatient/Cornerstone Network/MNN022

May 7, 2024

Created by...
HealthPartners

Substance Use Disorder (SUD) Inpatient

51 providers at 57 locations

- ◆ All providers

SUD Inpatient

Employee Group

National Proxy Census (Cornerstone)

Provider Group

Substance Use Disorder (SUD) Inpatient

2,216 eligible locations

- With access (1,152)
- Without access (1,064)

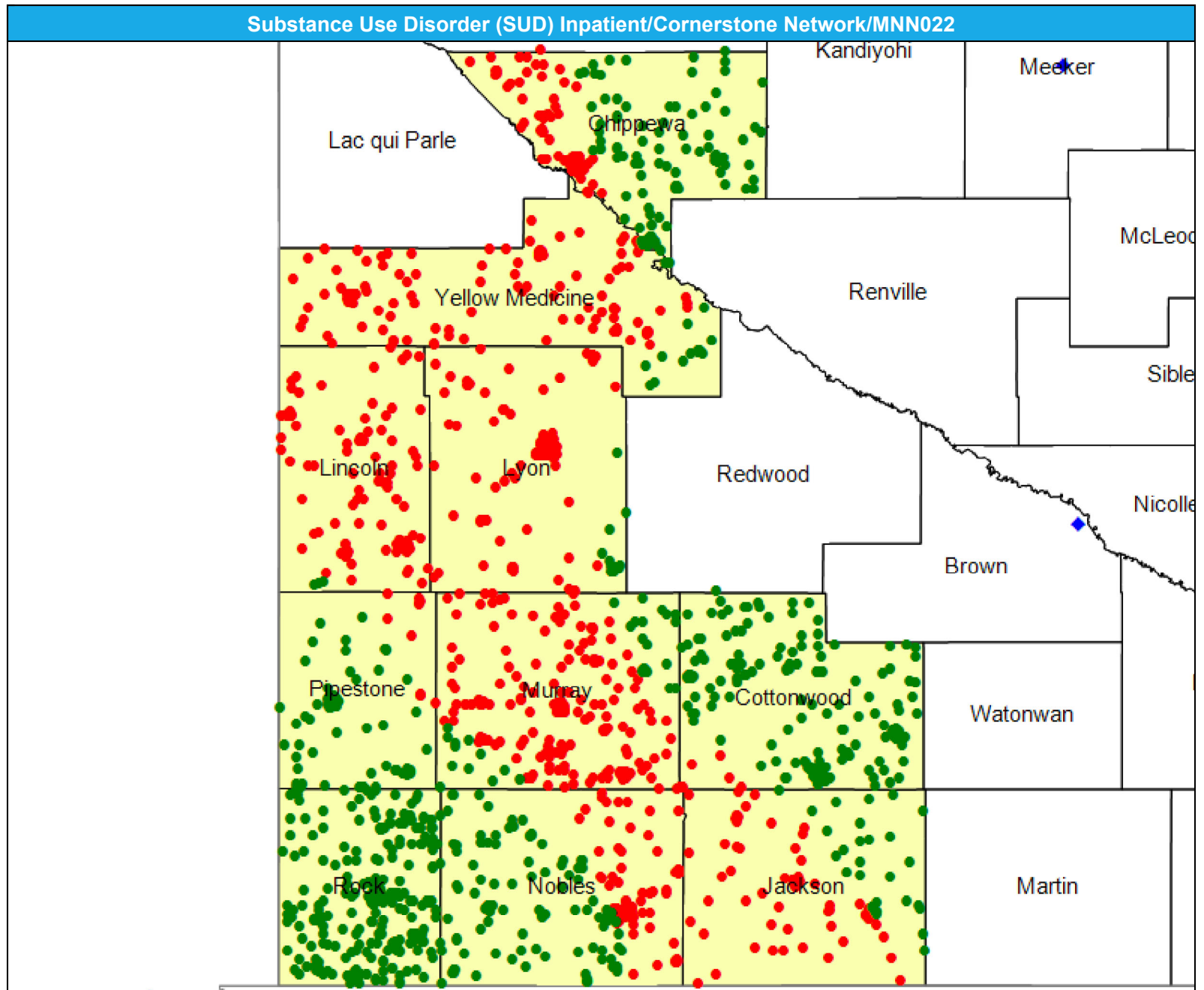
The Access Standard is defined as (National Proxy Census (Cornerstone)) eligibles accessing:

1 (Substance Use Disorder (SUD) Inpatient) provider in 60 miles or 60 minutes

Service Areas

- Cornerstone

21.57 miles



Access Detail By County SSA

May 7, 2024

Created by...
HealthPartners

Access Analysis

SUD Inpatient

Eligible / Provider Groups

National Proxy Census
(Cornerstone)

Substance Use Disorder
(SUD) Inpatient

¹ The Access Standard is defined as (National Proxy Census (Cornerstone)) eligibles accessing:

1 (Substance Use Disorder (SUD) Inpatient) provider in 60 miles or 60 minutes

Substance Use Disorder (SUD) Inpatient/Cornerstone Network/MNN022									
State Name	County	County SSA	Eligible	With Access ¹		Without Access ¹		Average Distance	Average Time
			#	#	%	#	%	1	1
Minnesota	Chippewa	24110	266	112	42.1	154	57.9	58.6	63.9
	Cottonwood	24160	255	250	98.0	5	2.0	50.1	54.6
	Jackson	24310	107	29	27.1	78	72.9	62.7	68.7
	Lincoln	24400	118	3	2.5	115	97.5	72.4	86.3
	Lyon	24410	136	19	14.0	117	86.0	68.0	74.3
	Murray	24500	321	38	11.8	283	88.2	65.9	74.3
	Nobles	24520	268	127	47.4	141	52.6	57.3	68.5
	Pipestone	24580	106	96	90.6	10	9.4	51.4	61.7
	Rock	24660	440	440	100.0	0	0.0	35.0	42.0
	Yellow Medicine	24860	199	38	19.1	161	80.9	73.4	80.8
Grand Totals			2,216	1,152	52.0	1,064	48.0	56.3	64.0

Thoracic Surgery/Cornerstone Network/MNN022

May 7, 2024

Created by...
HealthPartners

Thoracic Surgery

219 providers at 150 locations

- ◆ All providers

Thoracic Surgery

Employee Group
National Proxy Census
(Cornerstone)

Provider Group
Thoracic Surgery

2,216 eligible locations

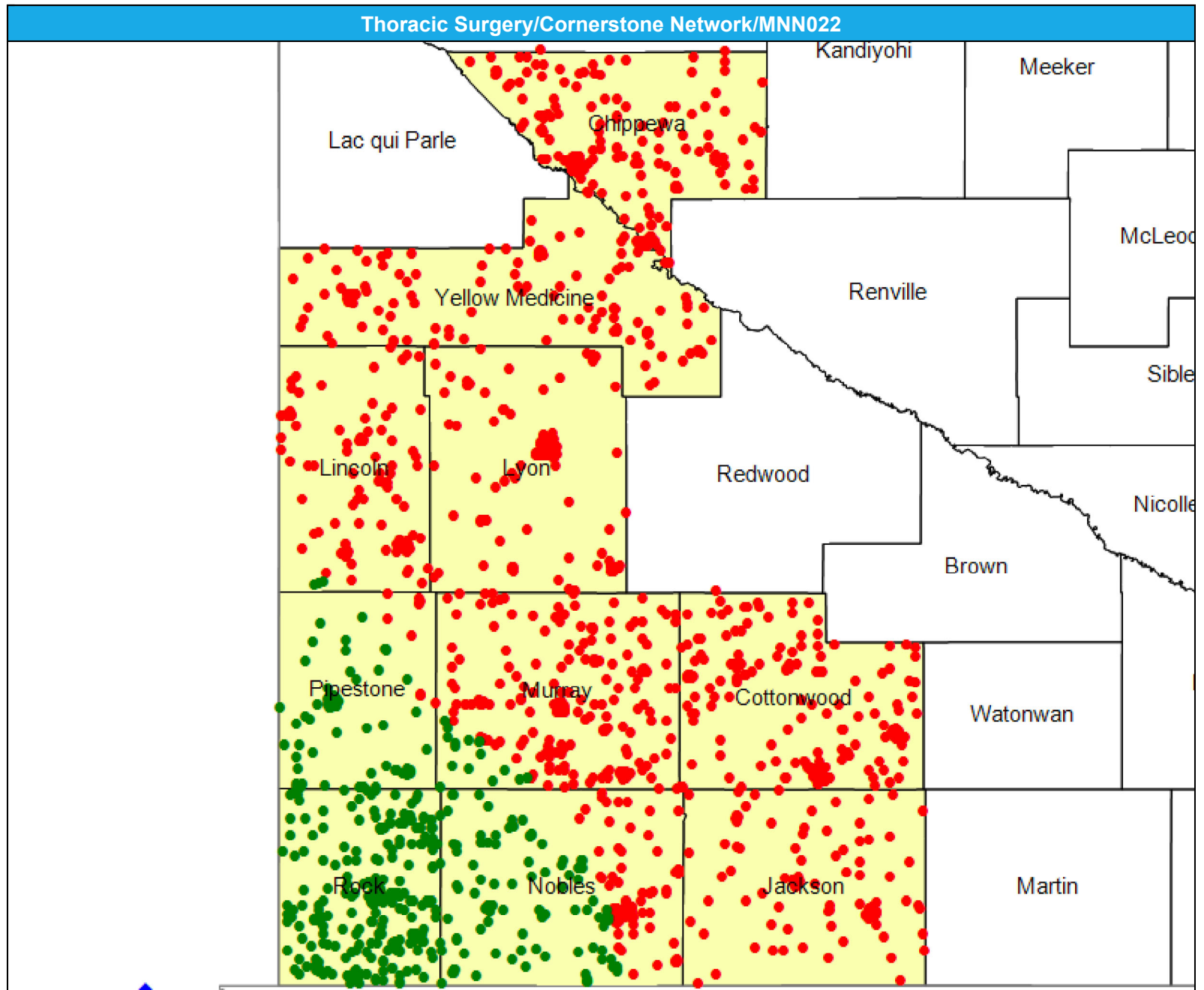
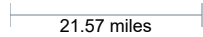
- With access (673)
- Without access (1,543)

The Access Standard is defined as (National Proxy Census (Cornerstone)) eligibles accessing:

- 1 (Thoracic Surgery) provider in 60 miles or 60 minutes

Service Areas

- Cornerstone



Access Detail By County SSA

May 7, 2024

Created by...
HealthPartners

Access Analysis
Thoracic Surgery

Eligible / Provider Groups
National Proxy Census (Cornerstone)
Thoracic Surgery

¹ The Access Standard is defined as (National Proxy Census (Cornerstone)) eligibles accessing:
1 (Thoracic Surgery) provider in 60 miles or 60 minutes

Thoracic Surgery/Cornerstone Network/MNN022									
State Name	County	County SSA	Eligible	With Access ¹		Without Access ¹		Average Distance	Average Time
			#	#	%	#	%	1	1
Minnesota	Chippewa	24110	266	0	0.0	266	100.0	87.3	98.6
	Cottonwood	24160	255	0	0.0	255	100.0	88.6	102.6
	Jackson	24310	107	0	0.0	107	100.0	85.8	98.7
	Lincoln	24400	118	3	2.5	115	97.5	71.9	86.3
	Lyon	24410	136	0	0.0	136	100.0	87.9	104.7
	Murray	24500	321	15	4.7	306	95.3	70.2	84.2
	Nobles	24520	268	119	44.4	149	55.6	57.7	69.2
	Pipestone	24580	106	96	90.6	10	9.4	51.3	61.5
	Rock	24660	440	440	100.0	0	0.0	34.8	41.7
	Yellow Medicine	24860	199	0	0.0	199	100.0	91.9	104.1
Grand Totals			2,216	673	30.4	1,543	69.6	68.8	80.6

Urology/Cornerstone Network/MNN022

May 7, 2024

Created by...
HealthPartners

Urology
430 providers at 406 locations
◆ All providers

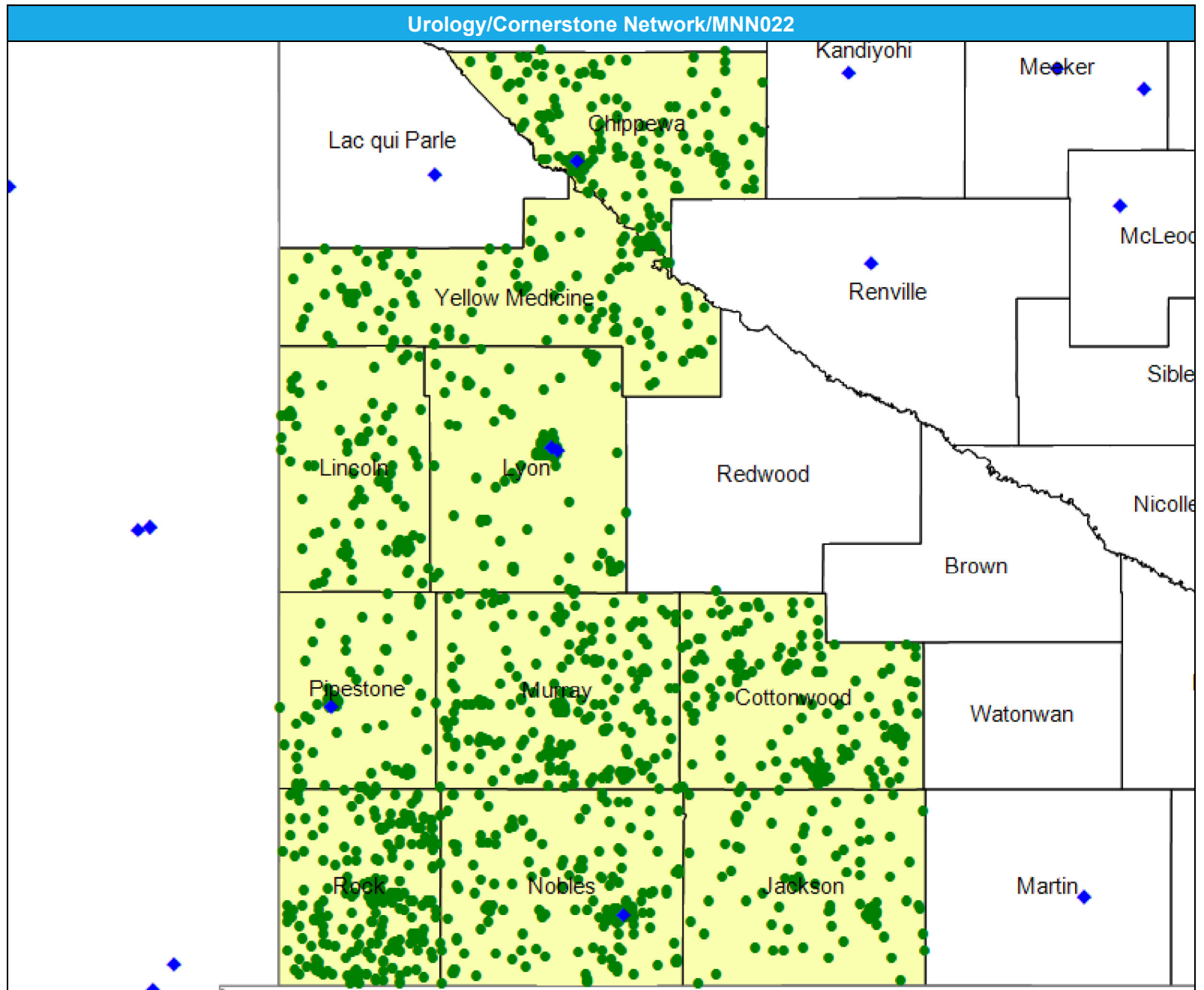
Urology
Employee Group
National Proxy Census
(Cornerstone)
Provider Group
Urology

2,216 eligible locations
● With access (2,216)
● Without access (0)

The Access Standard is defined as (National Proxy Census (Cornerstone)) eligibles accessing:
1 (Urology) provider in 60 miles or 60 minutes

Service Areas
■ Cornerstone

21.57 miles



Access Detail By County SSA

May 7, 2024

Created by...
HealthPartners

Access Analysis

Urology

Eligible / Provider Groups

National Proxy Census
(Cornerstone)

Urology

¹ The Access Standard is defined as (National Proxy Census (Cornerstone)) eligibles accessing:

¹ (Urology) provider in 60 miles or 60 minutes

Urology/Cornerstone Network/MNN022									
State Name	County	County SSA	Eligible	With Access ¹		Without Access ¹		Average Distance	Average Time
			#	#	%	#	%	1	1
Minnesota	Chippewa	24110	266	266	100.0	0	0.0	8.4	9.2
	Cottonwood	24160	255	255	100.0	0	0.0	37.9	41.3
	Jackson	24310	107	107	100.0	0	0.0	25.1	27.4
	Lincoln	24400	118	118	100.0	0	0.0	24.0	26.1
	Lyon	24410	136	136	100.0	0	0.0	9.3	10.1
	Murray	24500	321	321	100.0	0	0.0	24.3	26.5
	Nobles	24520	268	268	100.0	0	0.0	9.7	10.6
	Pipestone	24580	106	106	100.0	0	0.0	7.5	8.1
	Rock	24660	440	440	100.0	0	0.0	23.9	26.6
	Yellow Medicine	24860	199	199	100.0	0	0.0	19.8	21.5
Grand Totals			2,216	2,216	100.0	0	0.0	20.0	21.9

Vascular Surgery/Cornerstone Network/MNN022

May 7, 2024

Created by...
HealthPartners

Vascular Surgery

369 providers at 266 locations

◆ All providers

Vascular Surgery

Employee Group
National Proxy Census
(Cornerstone)

Provider Group
Vascular Surgery

2,216 eligible locations

● With access (2,049)
● Without access (167)

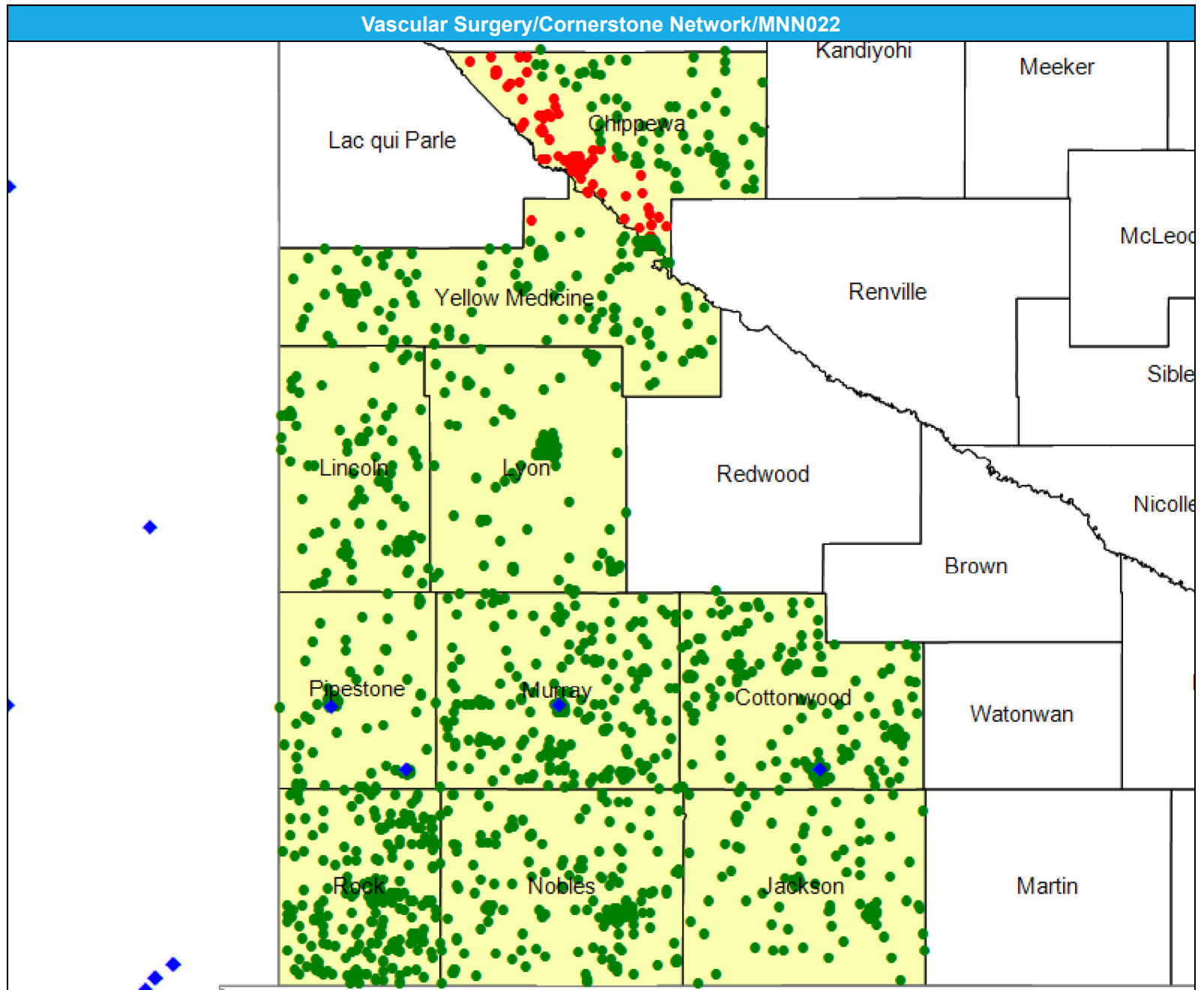
The Access Standard is defined as (National Proxy Census (Cornerstone)) eligibles accessing:

1 (Vascular Surgery) provider in 60 miles or 60 minutes

Service Areas

■ Cornerstone

21.57 miles



Access Detail By County SSA

May 7, 2024

Created by...
HealthPartners

Access Analysis
Vascular Surgery

Eligible / Provider Groups
National Proxy Census (Cornerstone)
Vascular Surgery

¹ The Access Standard is defined as (National Proxy Census (Cornerstone)) eligibles accessing:
1 (Vascular Surgery) provider in 60 miles or 60 minutes

Vascular Surgery/Cornerstone Network/MNN022									
State Name	County	County SSA	Eligible	With Access ¹		Without Access ¹		Average Distance	Average Time
			#	#	%	#	%	1	1
Minnesota	Chippewa	24110	266	102	38.3	164	61.7	60.3	65.7
	Cottonwood	24160	255	255	100.0	0	0.0	11.1	12.1
	Jackson	24310	107	107	100.0	0	0.0	19.4	21.1
	Lincoln	24400	118	118	100.0	0	0.0	28.1	30.6
	Lyon	24410	136	136	100.0	0	0.0	31.5	34.4
	Murray	24500	321	321	100.0	0	0.0	9.8	10.7
	Nobles	24520	268	268	100.0	0	0.0	26.8	29.2
	Pipestone	24580	106	106	100.0	0	0.0	4.9	5.3
	Rock	24660	440	440	100.0	0	0.0	17.6	19.6
	Yellow Medicine	24860	199	196	98.5	3	1.5	51.9	56.6
Grand Totals			2,216	2,049	92.5	167	7.5	25.9	28.3

Home Health Care Agency/Cornerstone Network/MNN022

May 7, 2024

Created by...
HealthPartners

Home Health Care Agency
343 providers at 412 locations

◆ All providers

Service Areas

■ Cornerstone

21.57 miles

