

# Service Area/Achieve Network/MNN003

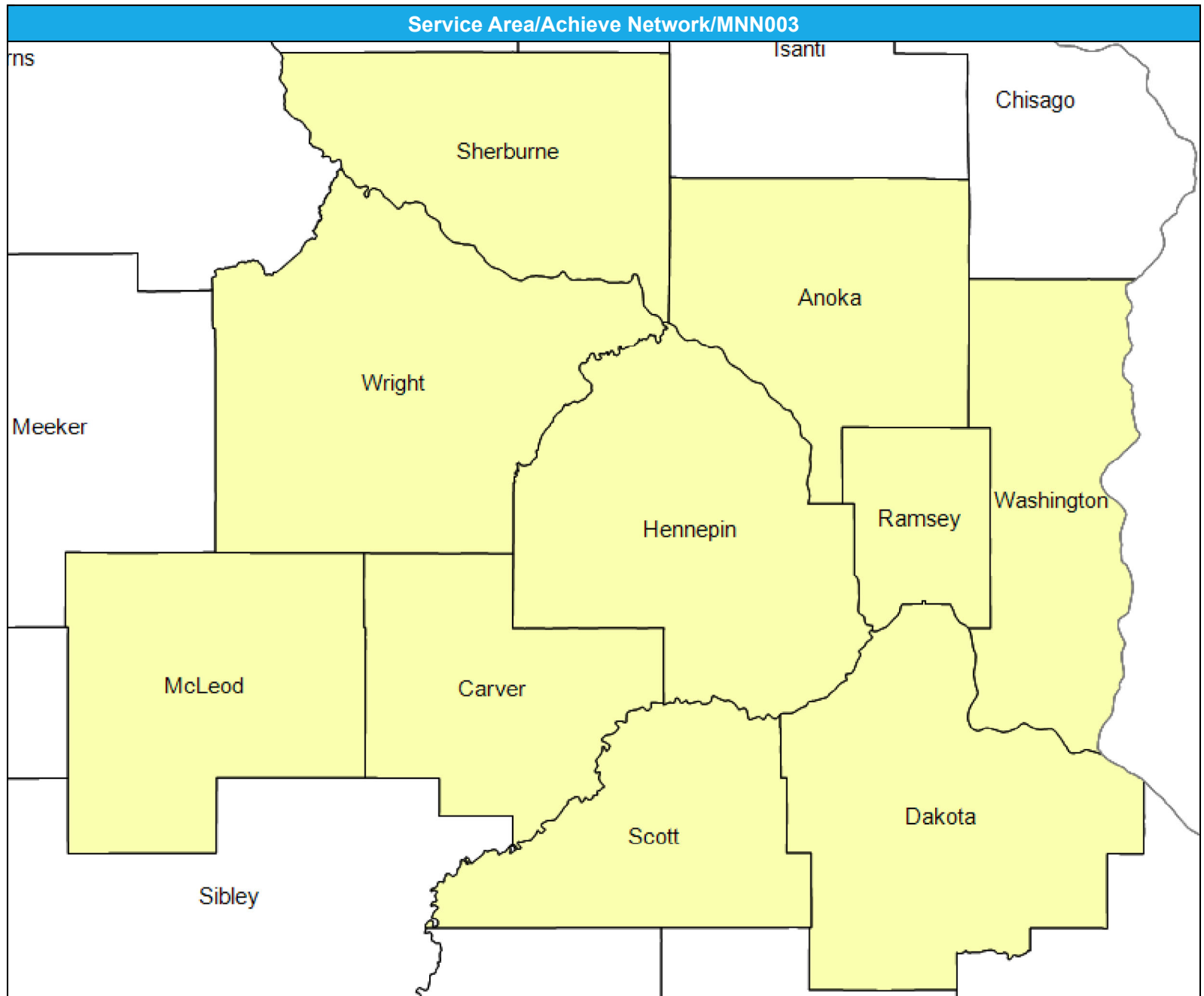
May 15, 2024

Created by...  
HealthPartners

Service Areas

■ Achieve

21.57 miles



# General Hospital Facilities/Achieve Network/MNN003

May 15, 2024

Created by...  
**HealthPartners**

### Hospitals

312 providers at 308 locations

- ◆ All providers

### Hospitals

Employee Group  
National Proxy Census  
(Achieve)

Provider Group  
Hospitals

15,108 eligible locations

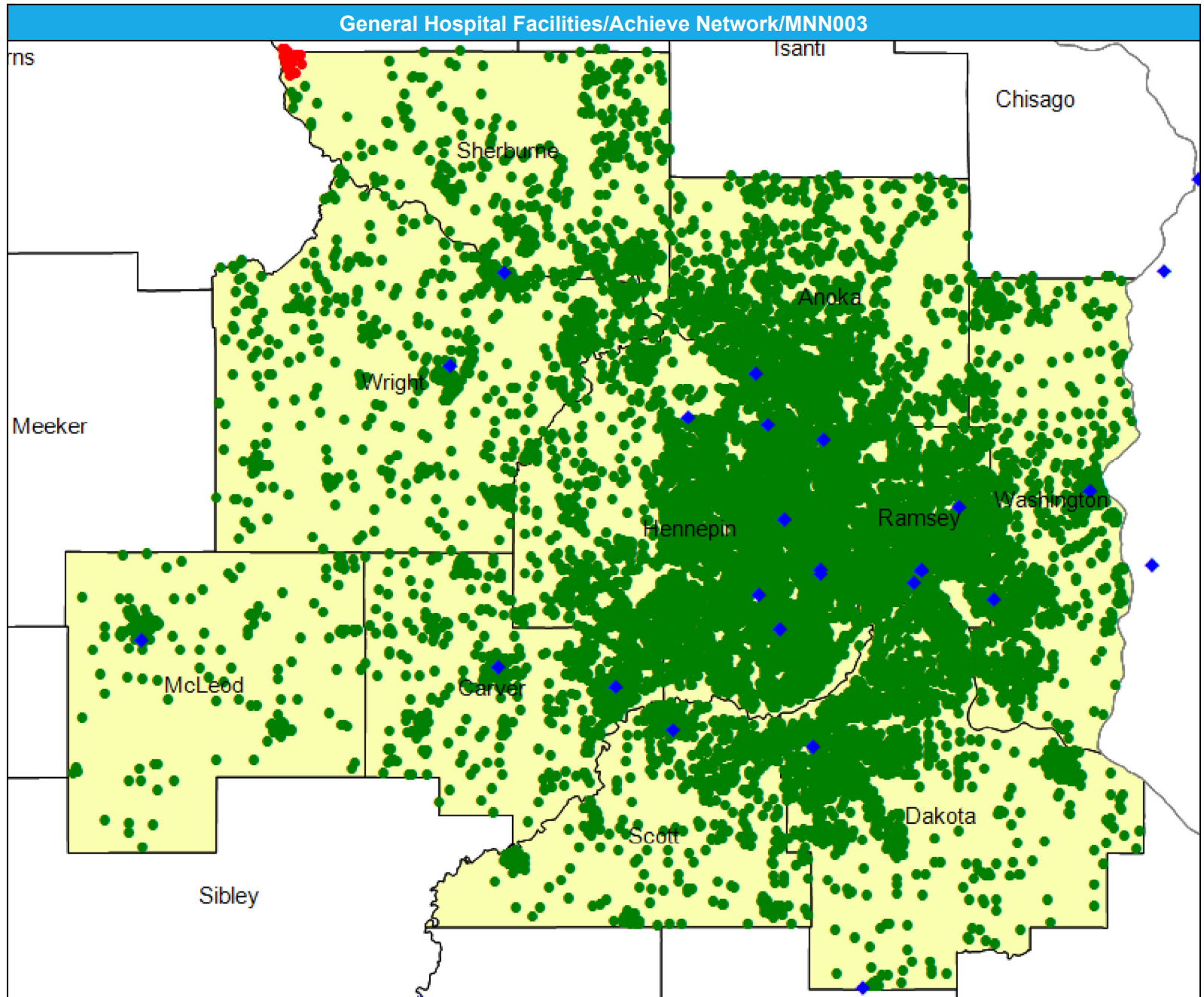
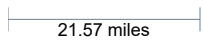
- With access (15,081)
- Without access (27)

The Access Standard is defined as  
(National Proxy Census  
(Achieve)) eligibles accessing:

1 (Hospitals) provider in 30  
miles or 30 minutes

### Service Areas

- Achieve



# Access Detail By County SSA

May 15, 2024

Created by...  
HealthPartners

**Access Analysis**  
Hospitals

**Eligible / Provider Groups**  
National Proxy Census (Achieve)  
Hospitals

<sup>1</sup> The Access Standard is defined as (National Proxy Census (Achieve)) eligibles accessing:  
1 (Hospitals) provider in 30 miles or 30 minutes

General Hospital Facilities/Achieve Network/MNN003										
State Name	County	County SSA	Eligible		With Access <sup>1</sup>		Without Access <sup>1</sup>		Average Distance	Average Time
			#	%	#	%	#	%	1	1
Minnesota	Anoka	24010	1,740	100.0	1,740	100.0	0	0.0	7.2	9.6
	Carver	24090	795	100.0	795	100.0	0	0.0	5.6	6.2
	Dakota	24180	1,818	100.0	1,818	100.0	0	0.0	7.6	9.8
	Hennepin	24260	5,098	100.0	5,098	100.0	0	0.0	4.6	7.1
	McLeod	24420	199	100.0	199	100.0	0	0.0	10.2	11.1
	Ramsey	24610	2,586	100.0	2,586	100.0	0	0.0	3.6	6.0
	Scott	24690	601	100.0	601	100.0	0	0.0	7.7	8.7
	Sherburne	24700	498	94.6	471	94.6	27	5.4	14.3	15.6
	Washington	24810	1,030	100.0	1,030	100.0	0	0.0	6.3	7.6
	Wright	24850	743	100.0	743	100.0	0	0.0	9.9	10.8
<b>Grand Totals</b>			<b>15,108</b>	<b>99.8</b>	<b>15,081</b>	<b>99.8</b>	<b>27</b>	<b>0.2</b>	<b>6.0</b>	<b>8.1</b>

# Emergency Medicine Providers/Achieve Network/MNN003

May 15, 2024

Created by...  
**HealthPartners**

### Emergency Medicine Providers

1,081 providers at 241 locations

◆ All providers

### Emergency Medicine Providers

Employee Group

National Proxy Census  
(Achieve)

Provider Group

Emergency Medicine Providers

15,108 eligible locations

● With access (15,051)

● Without access (57)

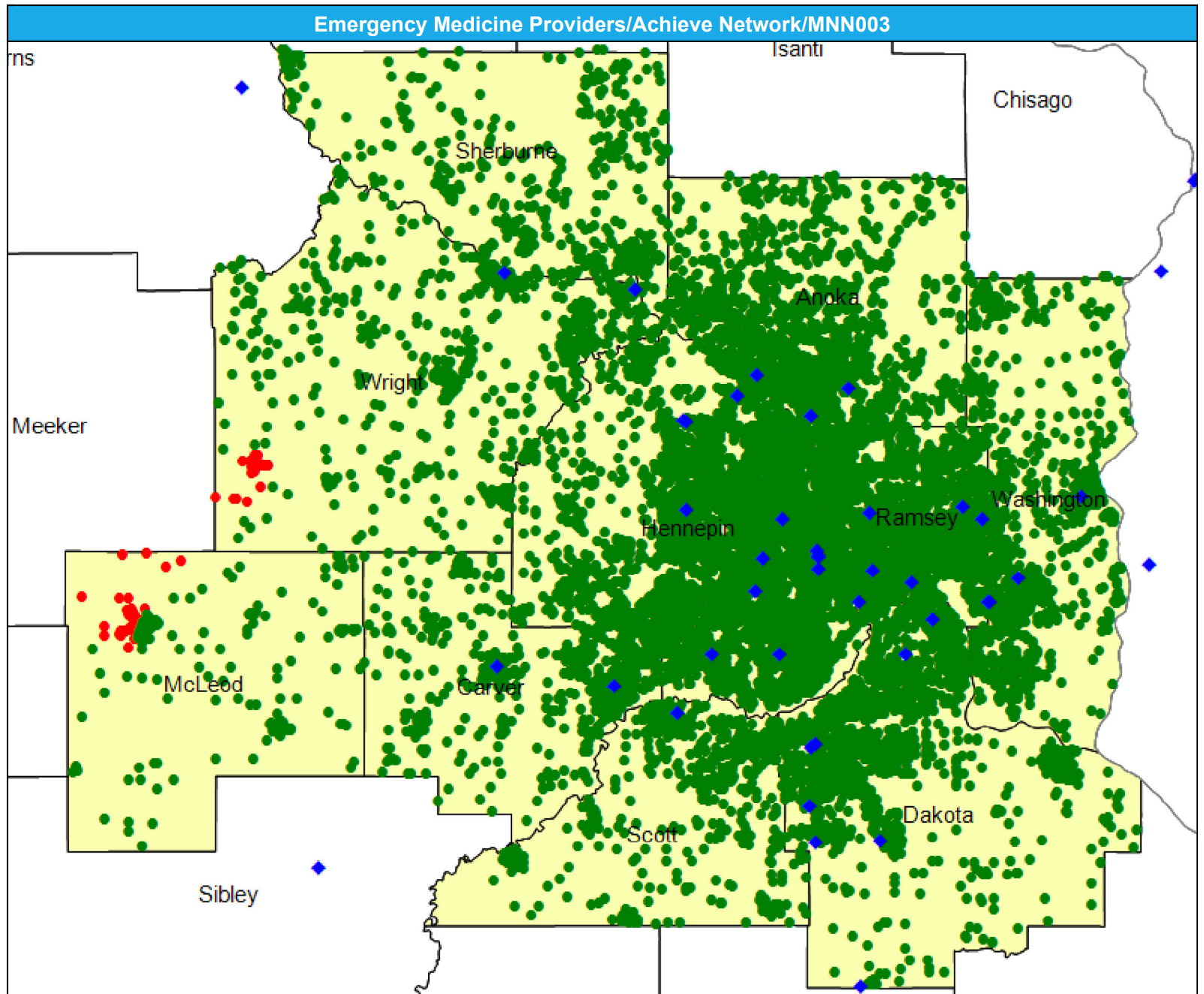
The Access Standard is defined as  
(National Proxy Census  
(Achieve)) eligibles accessing:

1 (Emergency Medicine  
Providers) provider in 30 miles  
or 30 minutes

### Service Areas

■ Achieve

21.57 miles



# Access Detail By County SSA

May 15, 2024

Created by...  
HealthPartners

**Access Analysis**  
Emergency Medicine Providers

**Eligible / Provider Groups**  
National Proxy Census (Achieve)  
Emergency Medicine Providers

<sup>1</sup> The Access Standard is defined as (National Proxy Census (Achieve)) eligibles accessing:  
1 (Emergency Medicine Providers) provider in 30 miles or 30 minutes

Emergency Medicine Providers/Achieve Network/MNN003									
State Name	County	County SSA	Eligible	With Access <sup>1</sup>		Without Access <sup>1</sup>		Average Distance	Average Time
			#	#	%	#	%	1	1
Minnesota	Anoka	24010	1,740	1,740	100.0	0	0.0	5.8	7.3
	Carver	24090	795	795	100.0	0	0.0	5.5	6.1
	Dakota	24180	1,818	1,818	100.0	0	0.0	5.1	6.1
	Hennepin	24260	5,098	5,098	100.0	0	0.0	3.5	5.3
	McLeod	24420	199	166	83.4	33	16.6	22.2	24.2
	Ramsey	24610	2,586	2,586	100.0	0	0.0	3.0	4.6
	Scott	24690	601	601	100.0	0	0.0	7.2	8.1
	Sherburne	24700	498	498	100.0	0	0.0	8.8	9.5
	Washington	24810	1,030	1,030	100.0	0	0.0	5.8	6.9
	Wright	24850	743	719	96.8	24	3.2	12.2	13.3
<b>Grand Totals</b>			<b>15,108</b>	<b>15,051</b>	<b>99.6</b>	<b>57</b>	<b>0.4</b>	<b>5.1</b>	<b>6.5</b>

# Primary Care Providers/Achieve Network/MNN003

May 15, 2024

Created by...  
**HealthPartners**

### Primary Care Providers

7,157 providers at 1,768 locations

- ◆ All providers

### Primary Care Providers

Employee Group  
National Proxy Census  
(Achieve)

Provider Group  
Primary Care Providers

15,108 eligible locations

- With access (15,108)
- Without access (0)

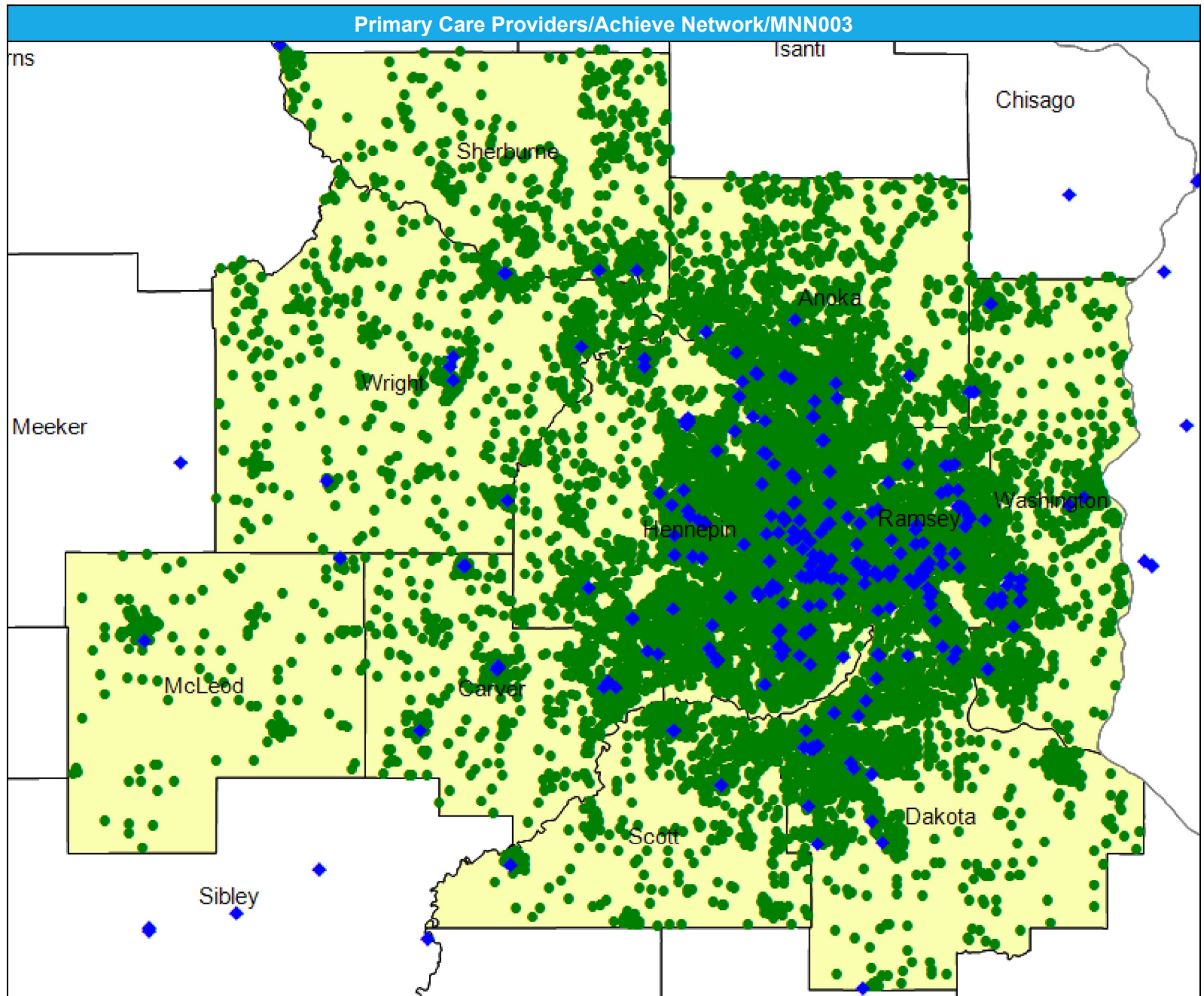
The Access Standard is defined as  
(National Proxy Census  
(Achieve)) eligibles accessing:

1 (Primary Care Providers)  
provider in 30 miles or 30  
minutes

### Service Areas

- Achieve

21.57 miles



# Access Detail By County SSA

May 15, 2024

Created by...  
HealthPartners

**Access Analysis**  
Primary Care Providers

**Eligible / Provider Groups**  
National Proxy Census (Achieve)  
Primary Care Providers

<sup>1</sup> The Access Standard is defined as (National Proxy Census (Achieve)) eligibles accessing:  
1 (Primary Care Providers) provider in 30 miles or 30 minutes

Primary Care Providers/Achieve Network/MNN003									
State Name	County	County SSA	Eligible	With Access <sup>1</sup>		Without Access <sup>1</sup>		Average Distance	Average Time
			#	#	%	#	%	1	1
Minnesota	Anoka	24010	1,740	1,740	100.0	0	0.0	3.3	4.0
	Carver	24090	795	795	100.0	0	0.0	2.7	3.0
	Dakota	24180	1,818	1,818	100.0	0	0.0	3.2	3.8
	Hennepin	24260	5,098	5,098	100.0	0	0.0	1.4	2.2
	McLeod	24420	199	199	100.0	0	0.0	6.5	7.1
	Ramsey	24610	2,586	2,586	100.0	0	0.0	1.2	1.9
	Scott	24690	601	601	100.0	0	0.0	4.3	4.8
	Sherburne	24700	498	498	100.0	0	0.0	7.4	8.0
	Washington	24810	1,030	1,030	100.0	0	0.0	2.9	3.4
	Wright	24850	743	743	100.0	0	0.0	5.1	5.5
<b>Grand Totals</b>			<b>15,108</b>	<b>15,108</b>	<b>100.0</b>	<b>0</b>	<b>0.0</b>	<b>2.5</b>	<b>3.2</b>

# Mental Health Provider Prescribers/Achieve Network/MNN003

May 15, 2024

Created by...  
**HealthPartners**

### Mental Health Provider Prescribers

812 providers at 525 locations

◆ All providers

### Mental Health Provider Prescribers

Employee Group  
National Proxy Census (Achieve)

Provider Group  
Mental Health Provider Prescribers

15,108 eligible locations

● With access (15,108)

● Without access (0)

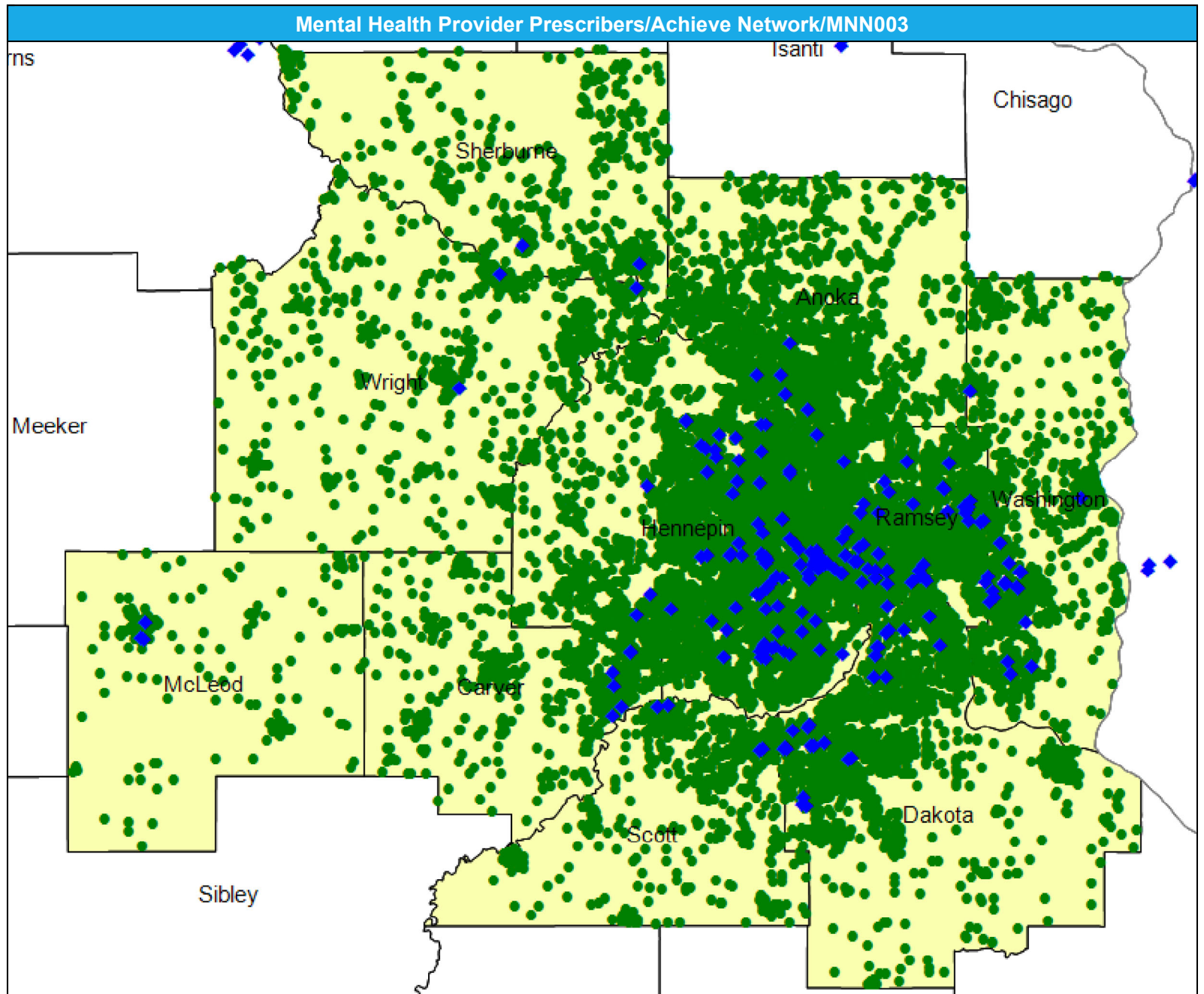
The Access Standard is defined as (National Proxy Census (Achieve)) eligibles accessing:

1 (Mental Health Provider Prescribers) provider in 30 miles or 30 minutes

### Service Areas

■ Achieve

21.57 miles





# Access Detail By County SSA

May 15, 2024

Created by...  
HealthPartners

**Access Analysis**

Mental Health Provider Prescribers

**Eligible / Provider Groups**

National Proxy Census (Achieve)

Mental Health Provider Prescribers

<sup>1</sup> The Access Standard is defined as (National Proxy Census (Achieve)) eligibles accessing: 1 (Mental Health Provider Prescribers) provider in 30 miles or 30 minutes

Mental Health Provider Prescribers/Achieve Network/MNN003									
State Name	County	County SSA	Eligible	With Access <sup>1</sup>		Without Access <sup>1</sup>		Average Distance	Average Time
			#	#	%	#	%	1	1
Minnesota	Anoka	24010	1,740	1,740	100.0	0	0.0	4.8	5.7
	Carver	24090	795	795	100.0	0	0.0	7.2	8.0
	Dakota	24180	1,818	1,818	100.0	0	0.0	3.8	4.7
	Hennepin	24260	5,098	5,098	100.0	0	0.0	2.0	2.8
	McLeod	24420	199	199	100.0	0	0.0	10.1	11.0
	Ramsey	24610	2,586	2,586	100.0	0	0.0	1.5	2.3
	Scott	24690	601	601	100.0	0	0.0	6.3	7.0
	Sherburne	24700	498	498	100.0	0	0.0	7.3	7.9
	Washington	24810	1,030	1,030	100.0	0	0.0	3.4	4.0
	Wright	24850	743	743	100.0	0	0.0	8.6	9.4
<b>Grand Totals</b>			<b>15,108</b>	<b>15,108</b>	<b>100.0</b>	<b>0</b>	<b>0.0</b>	<b>3.6</b>	<b>4.4</b>

# MH Provider Prescribers: Child and Adolescent Psychiatrist/Achieve Network/MNN003

May 15, 2024

Created by...  
**HealthPartners**

### Child and Adolescent Psychiatrist

41 providers at 132 locations

◆ All providers

### Child and Adolescent Psychiatrist

Employee Group  
National Proxy Census  
(Achieve)

Provider Group  
Child and Adolescent  
Psychiatrist

15,108 eligible locations

● With access (15,050)

● Without access (58)

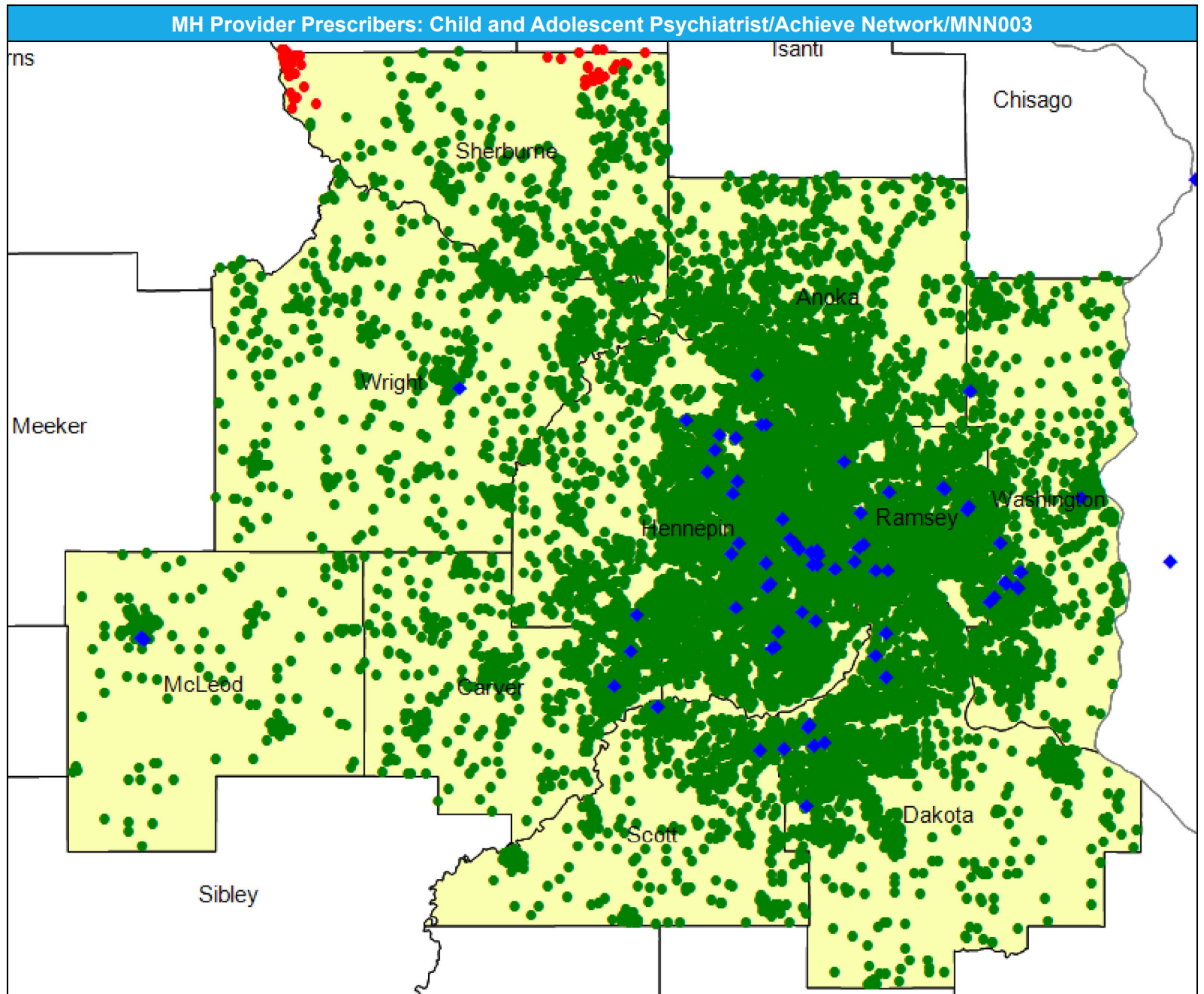
The Access Standard is defined as (National Proxy Census (Achieve)) eligibles accessing:

1 (Child and Adolescent Psychiatrist) provider in 30 miles or 30 minutes

### Service Areas

■ Achieve

21.57 miles



# Access Detail By County SSA

May 15, 2024

Created by...  
HealthPartners

**Access Analysis**

Child and Adolescent Psychiatrist

**Eligible / Provider Groups**

National Proxy Census (Achieve)

Child and Adolescent Psychiatrist

<sup>1</sup> The Access Standard is defined as (National Proxy Census (Achieve)) eligibles accessing: 1 (Child and Adolescent Psychiatrist) provider in 30 miles or 30 minutes

Mental Health Provider Prescribers: Child and Adolescent Psychiatrist/Achieve Network/MNN003									
State Name	County	County SSA	Eligible	With Access <sup>1</sup>		Without Access <sup>1</sup>		Average Distance	Average Time
			#	#	%	#	%	1	1
Minnesota	Anoka	24010	1,740	1,740	100.0	0	0.0	7.0	8.8
	Carver	24090	795	795	100.0	0	0.0	7.9	8.8
	Dakota	24180	1,818	1,818	100.0	0	0.0	5.7	6.8
	Hennepin	24260	5,098	5,098	100.0	0	0.0	2.9	4.3
	McLeod	24420	199	199	100.0	0	0.0	10.6	11.5
	Ramsey	24610	2,586	2,586	100.0	0	0.0	2.7	4.3
	Scott	24690	601	601	100.0	0	0.0	6.9	7.7
	Sherburne	24700	498	440	88.4	58	11.6	21.4	24.3
	Washington	24810	1,030	1,030	100.0	0	0.0	4.8	5.7
	Wright	24850	743	743	100.0	0	0.0	12.1	13.4
<b>Grand Totals</b>			<b>15,108</b>	<b>15,050</b>	<b>99.6</b>	<b>58</b>	<b>0.4</b>	<b>5.4</b>	<b>6.8</b>

# Mental Health Provider Prescribers: Psychiatrists/Achieve Network/MNN003

May 15, 2024

Created by...  
**HealthPartners**

### Psychiatrists

549 providers at 516 locations

◆ All providers

### Psychiatrists

Employee Group  
National Proxy Census  
(Achieve)

Provider Group  
Psychiatrists

15,108 eligible locations

● With access (15,108)

● Without access (0)

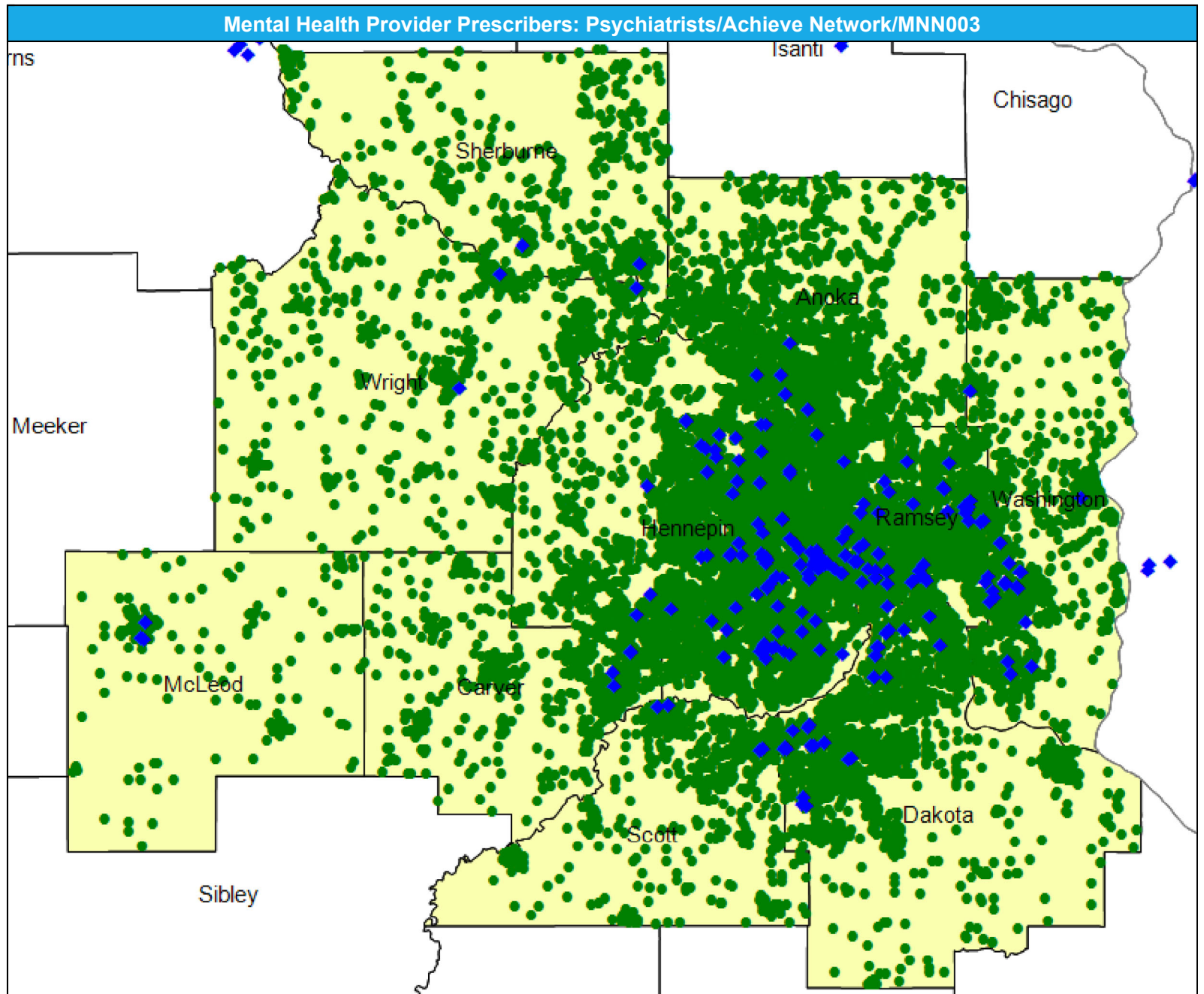
The Access Standard is defined as  
(National Proxy Census  
(Achieve)) eligibles accessing:

1 (Psychiatrists) provider in 30  
miles or 30 minutes

### Service Areas

■ Achieve

21.57 miles



# Access Detail By County SSA

May 15, 2024

Created by...  
HealthPartners

**Access Analysis**  
Psychiatrists

**Eligible / Provider Groups**  
National Proxy Census (Achieve)  
Psychiatrists

<sup>1</sup> The Access Standard is defined as (National Proxy Census (Achieve)) eligibles accessing:  
1 (Psychiatrists) provider in 30 miles or 30 minutes

Mental Health Provider Prescribers: Psychiatrists/Achieve Network/MNN003									
State Name	County	County SSA	Eligible	With Access <sup>1</sup>		Without Access <sup>1</sup>		Average Distance	Average Time
			#	#	%	#	%	1	1
Minnesota	Anoka	24010	1,740	1,740	100.0	0	0.0	4.8	5.7
	Carver	24090	795	795	100.0	0	0.0	7.8	8.5
	Dakota	24180	1,818	1,818	100.0	0	0.0	3.8	4.7
	Hennepin	24260	5,098	5,098	100.0	0	0.0	2.0	2.8
	McLeod	24420	199	199	100.0	0	0.0	10.1	11.0
	Ramsey	24610	2,586	2,586	100.0	0	0.0	1.5	2.3
	Scott	24690	601	601	100.0	0	0.0	6.7	7.5
	Sherburne	24700	498	498	100.0	0	0.0	7.3	7.9
	Washington	24810	1,030	1,030	100.0	0	0.0	3.4	4.0
	Wright	24850	743	743	100.0	0	0.0	8.6	9.4
<b>Grand Totals</b>			<b>15,108</b>	<b>15,108</b>	<b>100.0</b>	<b>0</b>	<b>0.0</b>	<b>3.6</b>	<b>4.5</b>

# MH Provider Prescribers: Mental Health Clinical Nurse Specialist/Achieve/MNN003

May 15, 2024

Created by...  
**HealthPartners**

### Mental Health Clinical Nurse Specialist

42 providers at 90 locations  
◆ All providers

### Mental Health Clinical Nurse Specialist

Employee Group  
National Proxy Census (Achieve)

Provider Group  
Mental Health Clinical Nurse Specialist

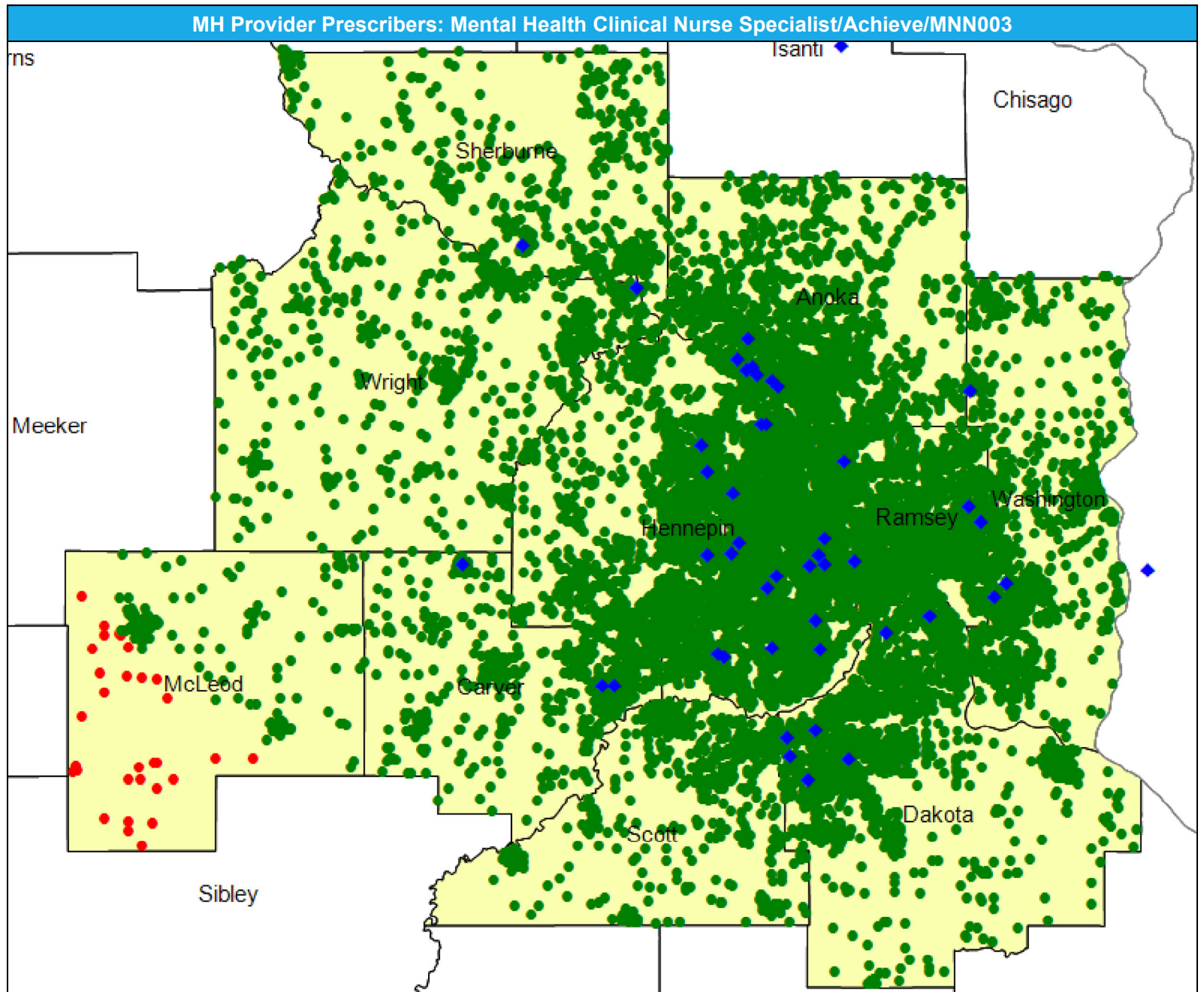
15,108 eligible locations  
● With access (15,074)  
● Without access (34)

The Access Standard is defined as (National Proxy Census (Achieve)) eligibles accessing:  
1 (Mental Health Clinical Nurse Specialist) provider in 30 miles or 30 minutes

### Service Areas

■ Achieve

21.57 miles



# Access Detail By County SSA

May 15, 2024

Created by...  
HealthPartners

**Access Analysis**

Mental Health Clinical Nurse Specialist

**Eligible / Provider Groups**

National Proxy Census (Achieve)

Mental Health Clinical Nurse Specialist

<sup>1</sup> The Access Standard is defined as (National Proxy Census (Achieve)) eligibles accessing: 1 (Mental Health Clinical Nurse Specialist) provider in 30 miles or 30 minutes

MH Provider Prescribers: Mental Health Clinical Nurse Specialist/Achieve/MNN003									
State Name	County	County SSA	Eligible	With Access <sup>1</sup>		Without Access <sup>1</sup>		Average Distance	Average Time
			#	#	%	#	%	1	1
Minnesota	Anoka	24010	1,740	1,740	100.0	0	0.0	5.4	6.6
	Carver	24090	795	795	100.0	0	0.0	6.5	7.2
	Dakota	24180	1,818	1,818	100.0	0	0.0	5.5	7.0
	Hennepin	24260	5,098	5,098	100.0	0	0.0	3.2	4.7
	McLeod	24420	199	165	82.9	34	17.1	25.7	28.0
	Ramsey	24610	2,586	2,586	100.0	0	0.0	3.7	5.6
	Scott	24690	601	601	100.0	0	0.0	8.8	9.7
	Sherburne	24700	498	498	100.0	0	0.0	8.3	9.0
	Washington	24810	1,030	1,030	100.0	0	0.0	6.5	7.7
	Wright	24850	743	743	100.0	0	0.0	12.1	13.2
<b>Grand Totals</b>			<b>15,108</b>	<b>15,074</b>	<b>99.8</b>	<b>34</b>	<b>0.2</b>	<b>5.3</b>	<b>6.8</b>

# Mental Health Providers/Achieve Network/MNN003

May 15, 2024

Created by...  
**HealthPartners**

### Mental Health Providers

14,780 providers at 3,818 locations

◆ All providers

### Mental Health Providers

Employee Group  
National Proxy Census (Achieve)

Provider Group  
Mental Health Providers

15,108 eligible locations

● With access (15,108)

● Without access (0)

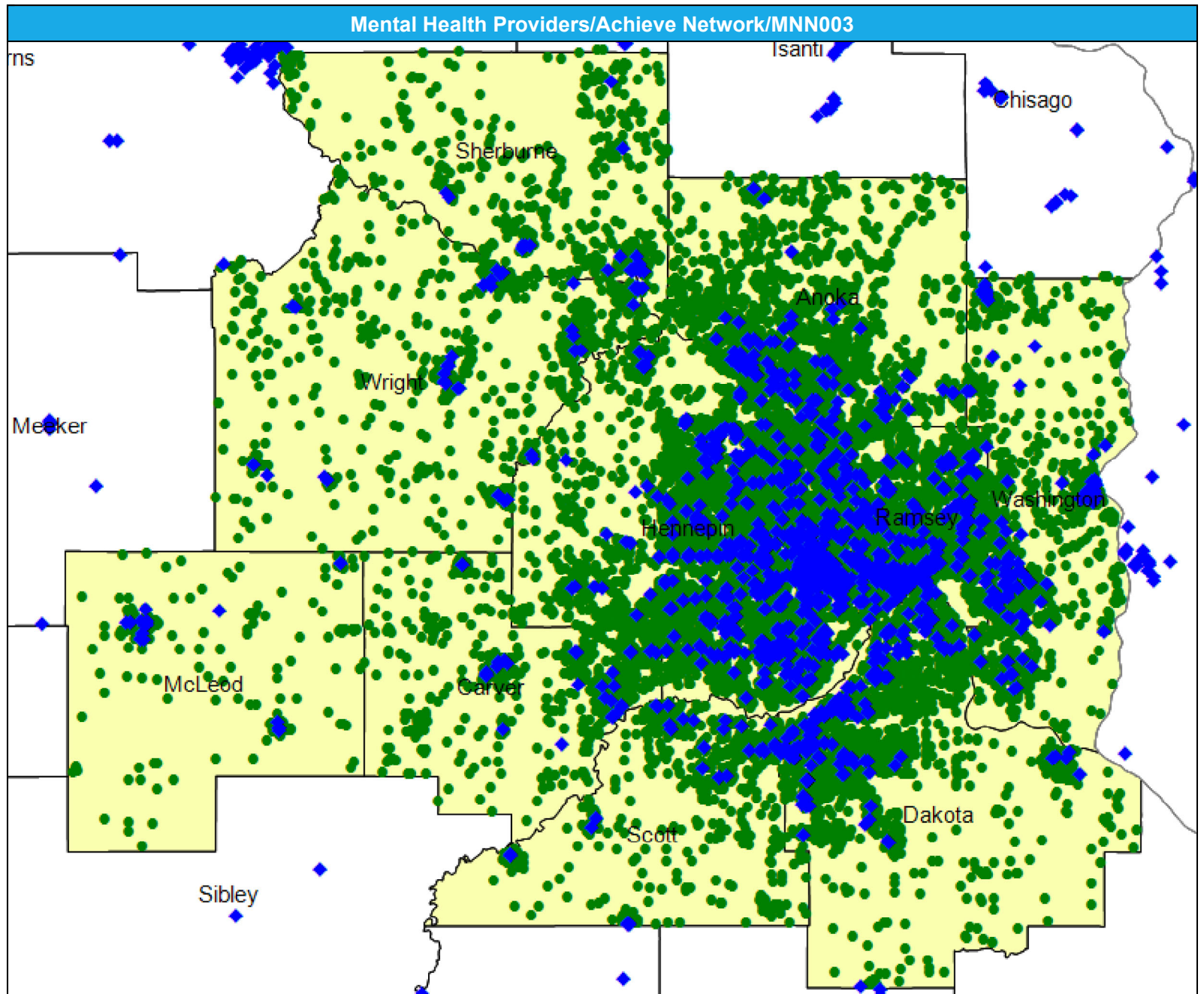
The Access Standard is defined as (National Proxy Census (Achieve)) eligibles accessing:

1 (Mental Health Providers) provider in 30 miles or 30 minutes

### Service Areas

■ Achieve

21.57 miles





# Access Detail By County SSA

May 15, 2024

Created by...  
HealthPartners

**Access Analysis**  
Mental Health Providers

**Eligible / Provider Groups**  
National Proxy Census (Achieve)  
Mental Health Providers

<sup>1</sup> The Access Standard is defined as (National Proxy Census (Achieve)) eligibles accessing: 1 (Mental Health Providers) provider in 30 miles or 30 minutes

Mental Health Providers/Achieve Network/MNN003									
State Name	County	County SSA	Eligible	With Access <sup>1</sup>		Without Access <sup>1</sup>		Average Distance	Average Time
			#	#	%	#	%	1	1
Minnesota	Anoka	24010	1,740	1,740	100.0	0	0.0	1.6	1.9
	Carver	24090	795	795	100.0	0	0.0	2.5	2.8
	Dakota	24180	1,818	1,818	100.0	0	0.0	1.5	1.8
	Hennepin	24260	5,098	5,098	100.0	0	0.0	0.8	1.1
	McLeod	24420	199	199	100.0	0	0.0	3.3	3.6
	Ramsey	24610	2,586	2,586	100.0	0	0.0	0.6	0.9
	Scott	24690	601	601	100.0	0	0.0	2.0	2.2
	Sherburne	24700	498	498	100.0	0	0.0	2.9	3.1
	Washington	24810	1,030	1,030	100.0	0	0.0	1.4	1.6
	Wright	24850	743	743	100.0	0	0.0	2.6	2.9
<b>Grand Totals</b>			<b>15,108</b>	<b>15,108</b>	<b>100.0</b>	<b>0</b>	<b>0.0</b>	<b>1.3</b>	<b>1.6</b>

# MH Providers Licensed Child and Adolescent Psychologists: LP/Achieve/MNN003

May 15, 2024

Created by...  
**HealthPartners**

## Licensed Child and Adolescent Psychologists: LP

304 providers at 349 locations

- ◆ All providers

## Licensed Child and Adolescent Psychologists: LP

Employee Group  
National Proxy Census  
(Achieve)

Provider Group  
Licensed Child and Adolescent  
Psychologists: LP

15,108 eligible locations

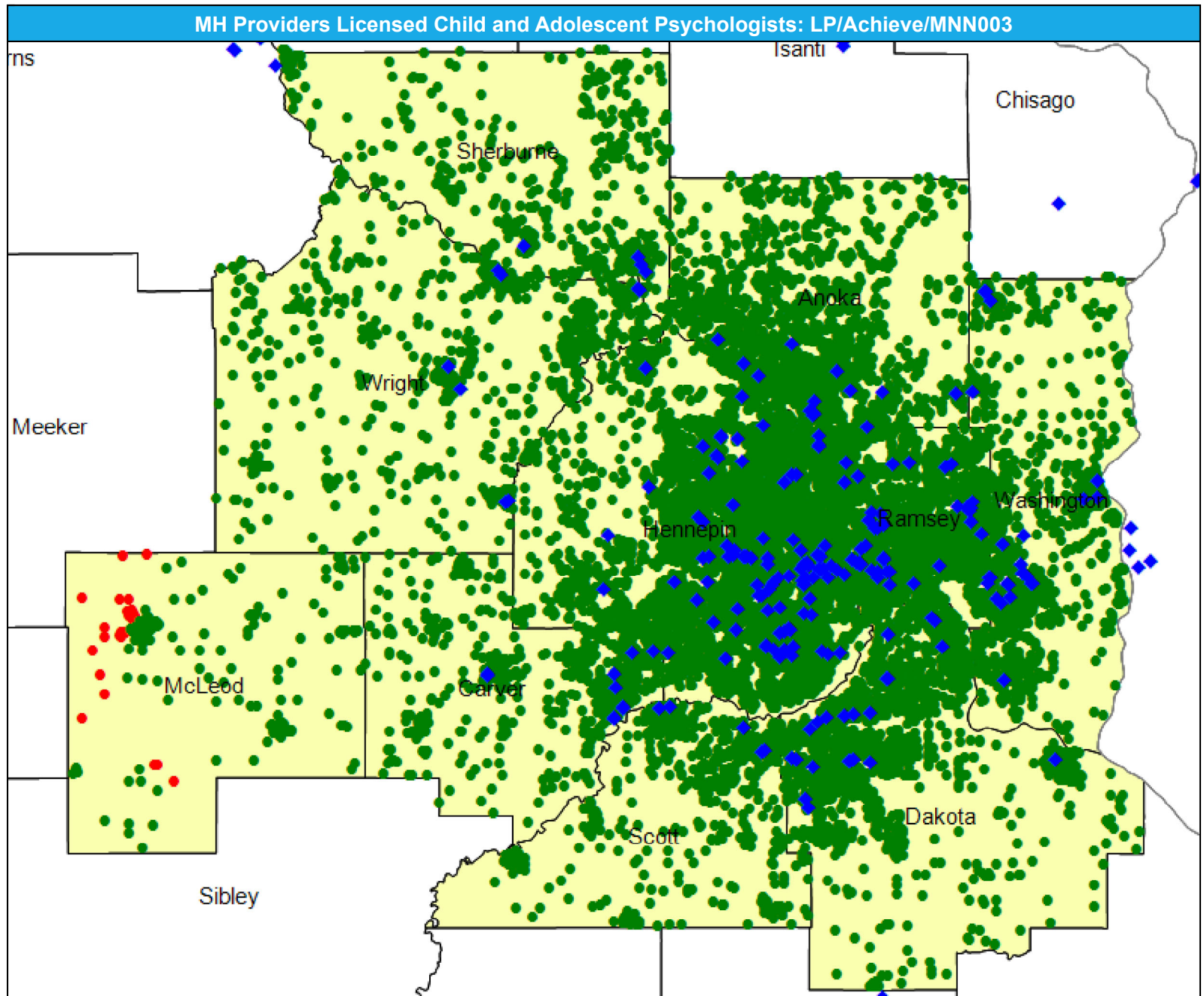
- With access (15,080)
- Without access (28)

The Access Standard is defined as (National Proxy Census (Achieve)) eligibles accessing:  
1 (Licensed Child and Adolescent Psychologists: LP) provider in 30 miles or 30 minutes

## Service Areas

- Achieve

21.57 miles



# Access Detail By County SSA

May 15, 2024

Created by...  
HealthPartners

**Access Analysis**  
Licensed Child and Adolescent  
Psychologists: LP

**Eligible / Provider Groups**  
National Proxy Census  
(Achieve)  
Licensed Child and  
Adolescent Psychologists: LP

<sup>1</sup> The Access Standard is defined  
as (National Proxy Census  
(Achieve)) eligibles accessing:  
1 (Licensed Child and  
Adolescent Psychologists: LP)  
provider in 30 miles or 30  
minutes

Mental Health Providers Licensed Child and Adolescent Psychologists: LP/Achieve Network/MNN003									
State Name	County	County SSA	Eligible	With Access <sup>1</sup>		Without Access <sup>1</sup>		Average Distance	Average Time
			#	#	%	#	%	1	1
Minnesota	Anoka	24010	1,740	1,740	100.0	0	0.0	3.4	4.2
	Carver	24090	795	795	100.0	0	0.0	4.2	4.6
	Dakota	24180	1,818	1,818	100.0	0	0.0	2.8	3.5
	Hennepin	24260	5,098	5,098	100.0	0	0.0	1.7	2.5
	McLeod	24420	199	171	85.9	28	14.1	23.9	26.0
	Ramsey	24610	2,586	2,586	100.0	0	0.0	1.5	2.4
	Scott	24690	601	601	100.0	0	0.0	6.1	6.8
	Sherburne	24700	498	498	100.0	0	0.0	6.7	7.3
	Washington	24810	1,030	1,030	100.0	0	0.0	2.6	3.0
	Wright	24850	743	743	100.0	0	0.0	7.1	7.8
<b>Grand Totals</b>			<b>15,108</b>	<b>15,080</b>	<b>99.8</b>	<b>28</b>	<b>0.2</b>	<b>3.1</b>	<b>3.8</b>

# MH Providers Licensed Psychologists: LP/Achieve/MNN003

May 15, 2024

Created by...  
**HealthPartners**

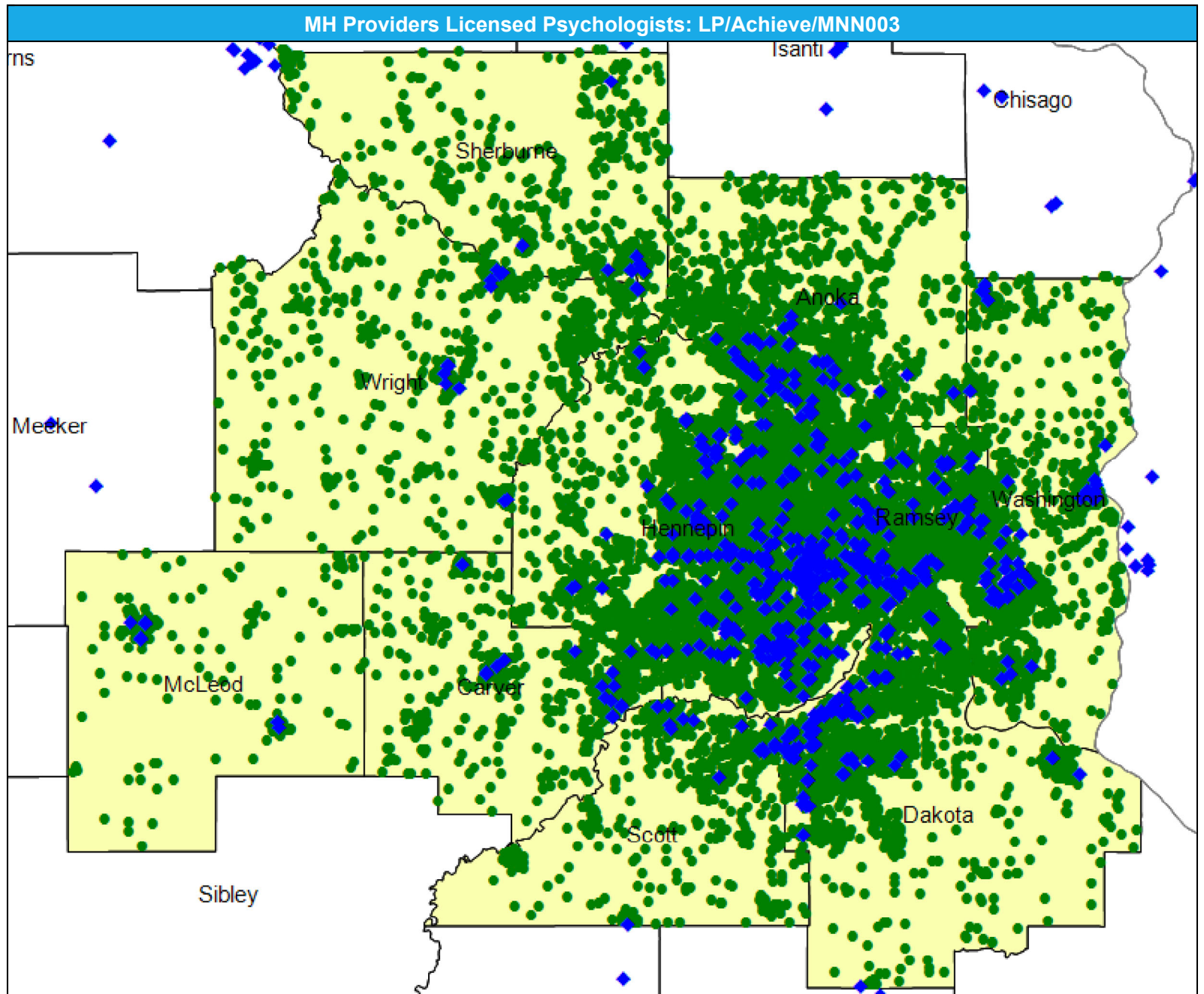
**Licensed Psychologists: LP**  
2,492 providers at 1,395 locations  
◆ All providers

**Licensed Psychologists: LP**  
Employee Group  
National Proxy Census (Achieve)  
Provider Group  
Licensed Psychologists: LP  
15,108 eligible locations  
● With access (15,108)  
● Without access (0)

The Access Standard is defined as (National Proxy Census (Achieve)) eligibles accessing:  
1 (Licensed Psychologists: LP) provider in 30 miles or 30 minutes

**Service Areas**  
■ Achieve

21.57 miles



# Access Detail By County SSA

May 15, 2024

Created by...  
HealthPartners

**Access Analysis**  
Licensed Psychologists: LP

**Eligible / Provider Groups**  
National Proxy Census (Achieve)  
Licensed Psychologists: LP

<sup>1</sup> The Access Standard is defined as (National Proxy Census (Achieve)) eligibles accessing: 1 (Licensed Psychologists: LP) provider in 30 miles or 30 minutes

Mental Health Providers Licensed Psychologists: LP/Achieve Network/MNN003									
State Name	County	County SSA	Eligible	With Access <sup>1</sup>		Without Access <sup>1</sup>		Average Distance	Average Time
			#	#	%	#	%	1	1
Minnesota	Anoka	24010	1,740	1,740	100.0	0	0.0	2.4	2.9
	Carver	24090	795	795	100.0	0	0.0	3.2	3.5
	Dakota	24180	1,818	1,818	100.0	0	0.0	2.1	2.5
	Hennepin	24260	5,098	5,098	100.0	0	0.0	1.1	1.6
	McLeod	24420	199	199	100.0	0	0.0	5.1	5.5
	Ramsey	24610	2,586	2,586	100.0	0	0.0	1.0	1.5
	Scott	24690	601	601	100.0	0	0.0	3.6	4.0
	Sherburne	24700	498	498	100.0	0	0.0	4.8	5.2
	Washington	24810	1,030	1,030	100.0	0	0.0	2.0	2.3
	Wright	24850	743	743	100.0	0	0.0	6.4	7.0
<b>Grand Totals</b>			<b>15,108</b>	<b>15,108</b>	<b>100.0</b>	<b>0</b>	<b>0.0</b>	<b>2.0</b>	<b>2.5</b>

# MH Providers Licensed Marriage and Family Therapists LMFT or LMFTA/Achieve/MNN003

May 15, 2024

Created by...  
**HealthPartners**

### Licensed Marriage and Family Therapists: LMFT or LMFTA

2,766 providers at 1,361 locations

◆ All providers

### Licensed Marriage and Family Therapists: LMFT or LMFTA

Employee Group  
National Proxy Census  
(Achieve)

Provider Group  
Licensed Marriage and Family  
Therapists: LMFT or LMFTA

15,108 eligible locations

● With access (15,108)

● Without access (0)

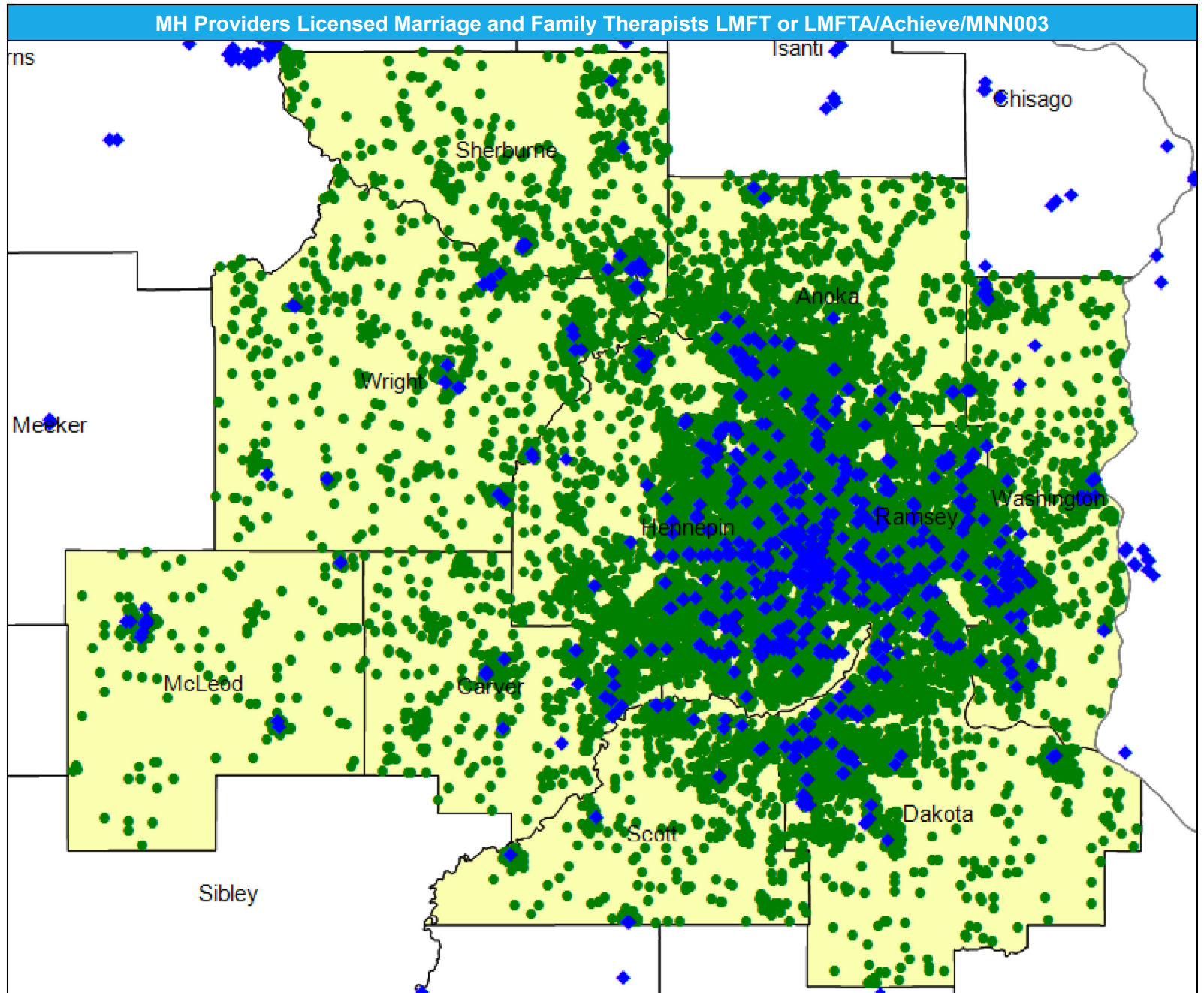
The Access Standard is defined as  
(National Proxy Census  
(Achieve)) eligibles accessing:

1 (Licensed Marriage and  
Family Therapists: LMFT or  
LMFTA) provider in 30 miles or  
30 minutes

### Service Areas

■ Achieve

21.57 miles



# Access Detail By County SSA

May 15, 2024

Created by...  
HealthPartners

**Access Analysis**  
Licensed Marriage and Family Therapists: LMFT or LMFTA

**Eligible / Provider Groups**  
National Proxy Census (Achieve)  
Licensed Marriage and Family Therapists: LMFT or LMFTA

<sup>1</sup> The Access Standard is defined as (National Proxy Census (Achieve)) eligibles accessing:  
1 (Licensed Marriage and Family Therapists: LMFT or LMFTA) provider in 30 miles or 30 minutes

MH Providers Licensed Marriage and Family Therapists LMFT or LMFTA/Achieve Network/MNN003									
State Name	County	County SSA	Eligible	With Access <sup>1</sup>		Without Access <sup>1</sup>		Average Distance	Average Time
			#	#	%	#	%	1	1
Minnesota	Anoka	24010	1,740	1,740	100.0	0	0.0	2.1	2.6
	Carver	24090	795	795	100.0	0	0.0	3.0	3.3
	Dakota	24180	1,818	1,818	100.0	0	0.0	1.8	2.1
	Hennepin	24260	5,098	5,098	100.0	0	0.0	1.0	1.5
	McLeod	24420	199	199	100.0	0	0.0	3.9	4.2
	Ramsey	24610	2,586	2,586	100.0	0	0.0	0.8	1.2
	Scott	24690	601	601	100.0	0	0.0	2.5	2.8
	Sherburne	24700	498	498	100.0	0	0.0	4.3	4.6
	Washington	24810	1,030	1,030	100.0	0	0.0	1.7	1.9
	Wright	24850	743	743	100.0	0	0.0	3.0	3.3
<b>Grand Totals</b>			<b>15,108</b>	<b>15,108</b>	<b>100.0</b>	<b>0</b>	<b>0.0</b>	<b>1.7</b>	<b>2.1</b>

# MH Providers Licensed Professional Counselors: LPCC or LPC/Achieve/MNN003

May 15, 2024

Created by...  
**HealthPartners**

**Licensed Professional Counselors: LPCC or LPC**

4,398 providers at 1,837 locations

◆ All providers

**Licensed Professional Counselors: LPCC or LPC**

Employee Group  
National Proxy Census (Achieve)

Provider Group  
Licensed Professional Counselors: LPCC or LPC

15,108 eligible locations

● With access (15,108)

● Without access (0)

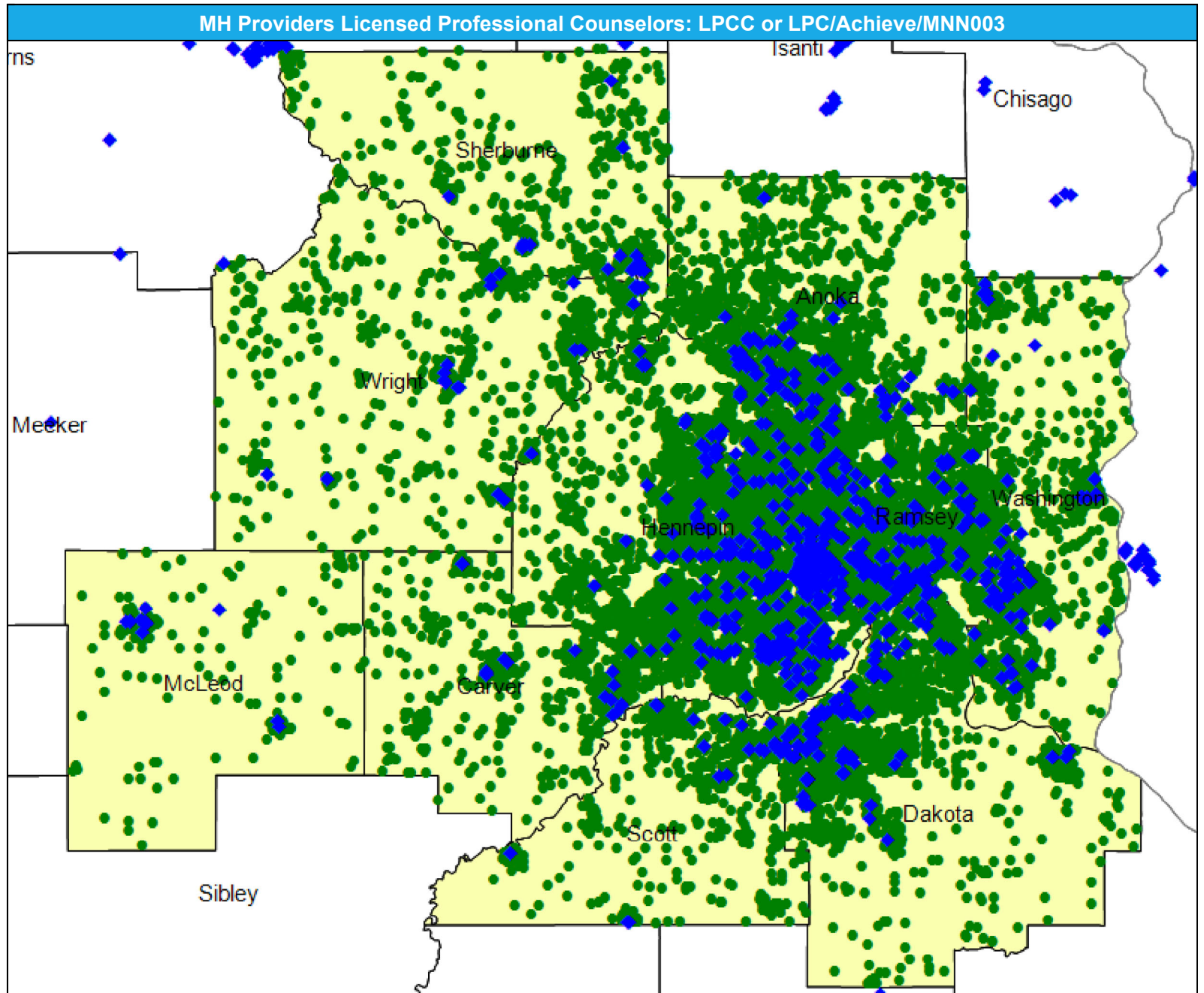
The Access Standard is defined as (National Proxy Census (Achieve)) eligibles accessing:

1 (Licensed Professional Counselors: LPCC or LPC) provider in 30 miles or 30 minutes

**Service Areas**

■ Achieve

21.57 miles





# Access Detail By County SSA

May 15, 2024

Created by...  
HealthPartners

**Access Analysis**

Licensed Professional Counselors: LPCC or LPC

**Eligible / Provider Groups**

National Proxy Census (Achieve)  
Licensed Professional Counselors: LPCC or LPC

<sup>1</sup> The Access Standard is defined as (National Proxy Census (Achieve)) eligibles accessing:  
1 (Licensed Professional Counselors: LPCC or LPC) provider in 30 miles or 30 minutes

Mental Health Providers Licensed Professional Counselors: LPCC or LPC/Achieve Network/MNN003										
State Name	County	County SSA	Eligible		With Access <sup>1</sup>		Without Access <sup>1</sup>		Average Distance	Average Time
			#	%	#	%	#	%	1	1
Minnesota	Anoka	24010	1,740	100.0	1,740	100.0	0	0.0	1.9	2.3
	Carver	24090	795	100.0	795	100.0	0	0.0	3.2	3.5
	Dakota	24180	1,818	100.0	1,818	100.0	0	0.0	1.8	2.1
	Hennepin	24260	5,098	100.0	5,098	100.0	0	0.0	1.0	1.4
	McLeod	24420	199	100.0	199	100.0	0	0.0	4.3	4.7
	Ramsey	24610	2,586	100.0	2,586	100.0	0	0.0	0.8	1.2
	Scott	24690	601	100.0	601	100.0	0	0.0	2.9	3.2
	Sherburne	24700	498	100.0	498	100.0	0	0.0	3.0	3.2
	Washington	24810	1,030	100.0	1,030	100.0	0	0.0	1.6	1.8
	Wright	24850	743	100.0	743	100.0	0	0.0	3.5	3.7
<b>Grand Totals</b>			<b>15,108</b>	<b>100.0</b>	<b>15,108</b>	<b>100.0</b>	<b>0</b>	<b>0.0</b>	<b>1.6</b>	<b>2.0</b>

# MH Providers Licensed Social Workers: LICSW, LCSW, and LISW/Achieve/MNN003

May 15, 2024

Created by...  
**HealthPartners**

**Licensed Social Workers:  
LICSW, LCSW, and LISW**

5,314 providers at 2,331 locations

◆ All providers

**Licensed Social Workers:  
LICSW, LCSW, and LISW**

Employee Group  
National Proxy Census  
(Achieve)

Provider Group  
Licensed Social Workers:  
LICSW, LCSW, and LISW

15,108 eligible locations

● With access (15,108)

● Without access (0)

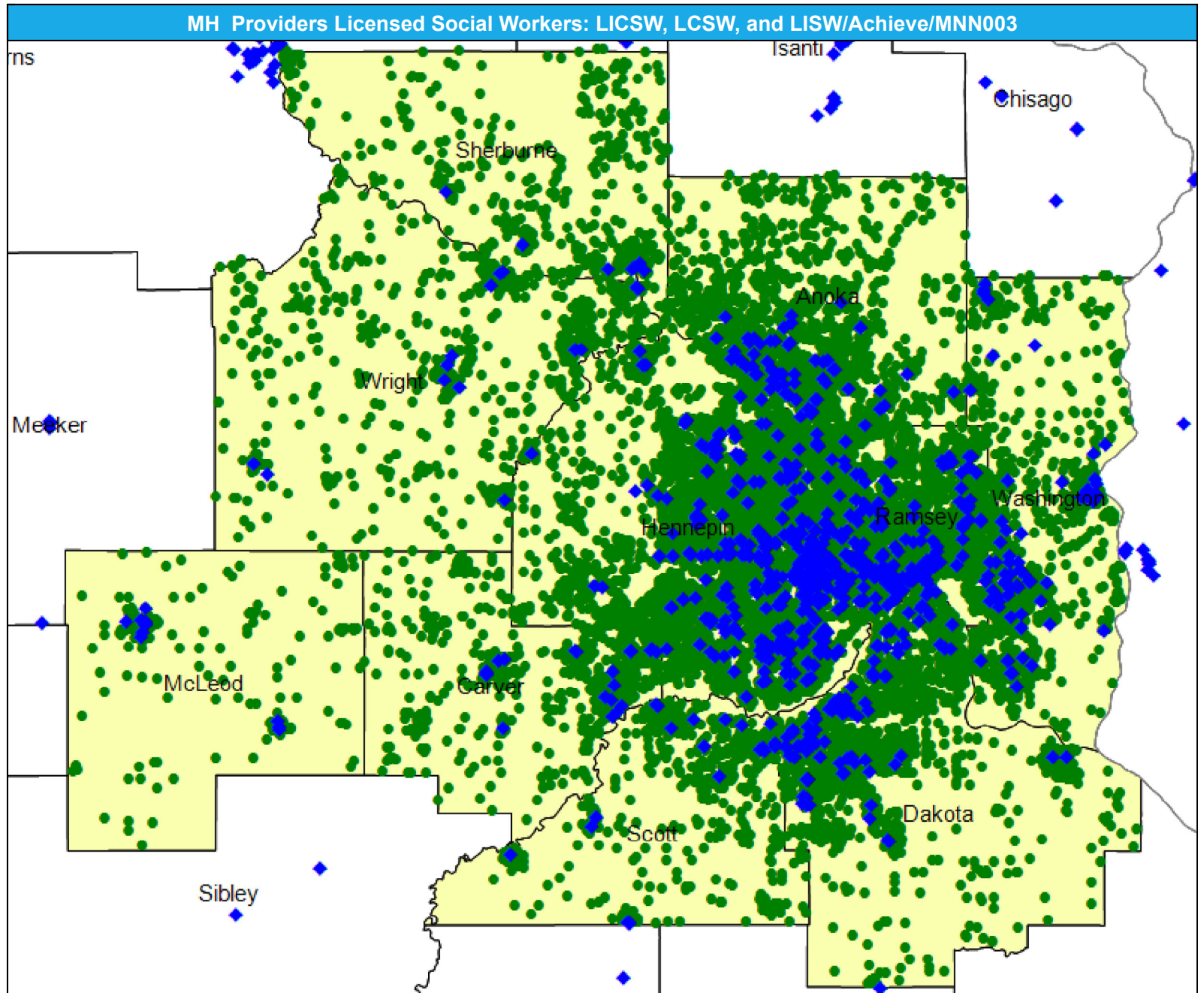
The Access Standard is defined as  
(National Proxy Census  
(Achieve)) eligibles accessing:

1 (Licensed Social Workers:  
LICSW, LCSW, and LISW)  
provider in 30 miles or 30  
minutes

**Service Areas**

■ Achieve

21.57 miles



# Access Detail By County SSA

May 15, 2024

Created by...  
HealthPartners

**Access Analysis**

Licensed Social Workers:  
LICSW, LCSW, and LISW

**Eligible / Provider Groups**

National Proxy Census  
(Achieve)

Licensed Social Workers:  
LICSW, LCSW, and LISW

<sup>1</sup> The Access Standard is defined as (National Proxy Census (Achieve)) eligibles accessing:  
1 (Licensed Social Workers: LICSW, LCSW, and LISW) provider in 30 miles or 30 minutes

MH Providers Licensed Social Workers: LICSW, LCSW, and LISW/Achieve/MNN003									
State Name	County	County SSA	Eligible	With Access <sup>1</sup>		Without Access <sup>1</sup>		Average Distance	Average Time
			#	#	%	#	%	1	1
Minnesota	Anoka	24010	1,740	1,740	100.0	0	0.0	2.2	2.6
	Carver	24090	795	795	100.0	0	0.0	3.2	3.6
	Dakota	24180	1,818	1,818	100.0	0	0.0	1.7	2.0
	Hennepin	24260	5,098	5,098	100.0	0	0.0	1.0	1.5
	McLeod	24420	199	199	100.0	0	0.0	5.1	5.5
	Ramsey	24610	2,586	2,586	100.0	0	0.0	0.7	1.2
	Scott	24690	601	601	100.0	0	0.0	2.4	2.6
	Sherburne	24700	498	498	100.0	0	0.0	4.2	4.6
	Washington	24810	1,030	1,030	100.0	0	0.0	1.5	1.7
	Wright	24850	743	743	100.0	0	0.0	4.4	4.8
<b>Grand Totals</b>			<b>15,108</b>	<b>15,108</b>	<b>100.0</b>	<b>0</b>	<b>0.0</b>	<b>1.7</b>	<b>2.1</b>

# MH Providers: Other providers designated as licensed mental health providers/Achieve/MNN003

May 15, 2024

Created by...  
HealthPartners

### Other providers designated as licensed mental health providers

913 providers at 890 locations  
◆ All providers

### Other providers designated as licensed mental health providers

Employee Group  
National Proxy Census (Achieve)  
Provider Group  
Other providers designated as licensed mental health providers

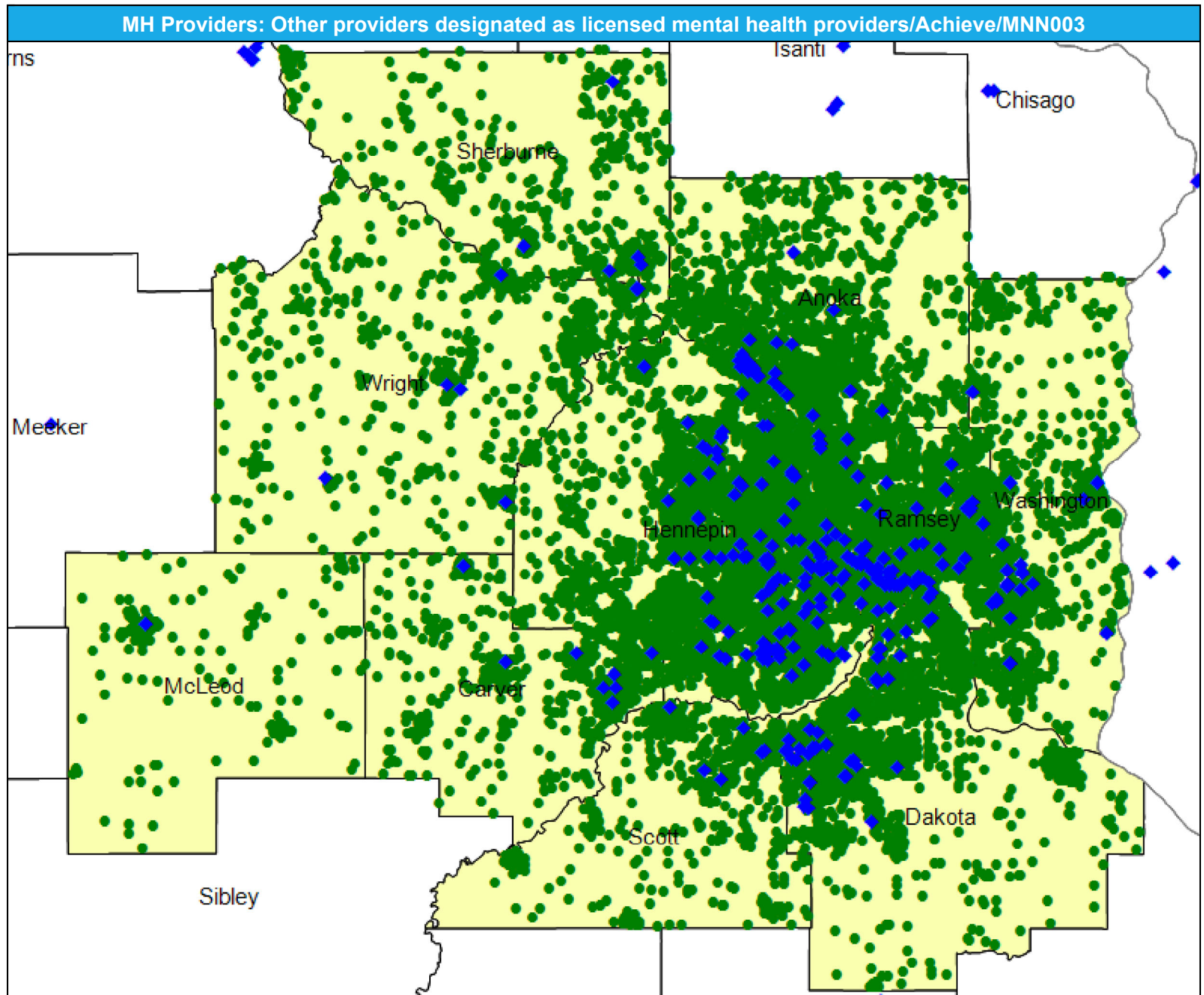
15,108 eligible locations  
● With access (15,108)  
● Without access (0)

The Access Standard is defined as (National Proxy Census (Achieve)) eligibles accessing:  
1 (Other providers designated as licensed mental health providers) provider in 30 miles or 30 minutes

### Service Areas

■ Achieve

21.57 miles



# Access Detail By County SSA

May 15, 2024

Created by...  
HealthPartners

**Access Analysis**

Other providers designated as licensed mental health providers

**Eligible / Provider Groups**

National Proxy Census (Achieve)

Other providers designated as licensed mental health providers

<sup>1</sup> The Access Standard is defined as (National Proxy Census (Achieve)) eligibles accessing: 1 (Other providers designated as licensed mental health providers) provider in 30 miles or 30 minutes

MH Providers: Other providers designated as licensed mental health providers/Achieve/MNN003									
State Name	County	County SSA	Eligible	With Access <sup>1</sup>		Without Access <sup>1</sup>		Average Distance	Average Time
			#	#	%	#	%	1	1
Minnesota	Anoka	24010	1,740	1,740	100.0	0	0.0	2.9	3.5
	Carver	24090	795	795	100.0	0	0.0	3.9	4.3
	Dakota	24180	1,818	1,818	100.0	0	0.0	3.2	3.8
	Hennepin	24260	5,098	5,098	100.0	0	0.0	1.6	2.4
	McLeod	24420	199	199	100.0	0	0.0	9.5	10.3
	Ramsey	24610	2,586	2,586	100.0	0	0.0	1.1	1.7
	Scott	24690	601	601	100.0	0	0.0	5.3	5.8
	Sherburne	24700	498	498	100.0	0	0.0	5.1	5.5
	Washington	24810	1,030	1,030	100.0	0	0.0	3.1	3.6
	Wright	24850	743	743	100.0	0	0.0	5.9	6.4
<b>Grand Totals</b>			<b>15,108</b>	<b>15,108</b>	<b>100.0</b>	<b>0</b>	<b>0.0</b>	<b>2.7</b>	<b>3.3</b>

# Pediatric Services Providers (Primary Care)/Achieve Network/MNN003

May 15, 2024

Created by...  
**HealthPartners**

### Pediatric Services

1,691 providers at 850 locations

◆ All providers

### Pediatric Services Providers

Employee Group

National Proxy Census  
(Achieve)

Provider Group

Pediatric Services

15,108 eligible locations

● With access (15,108)

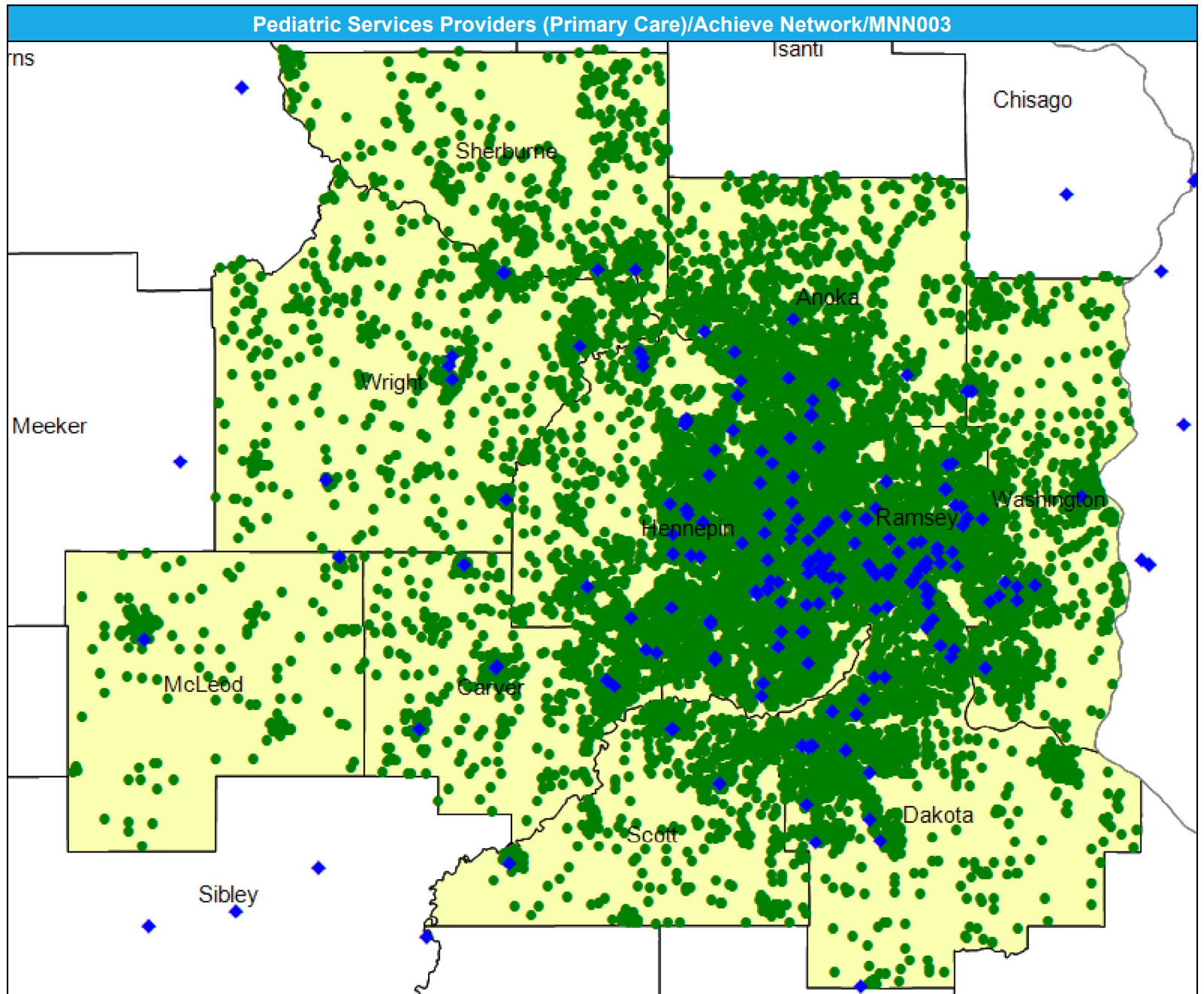
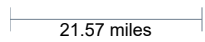
● Without access (0)

The Access Standard is defined as  
(National Proxy Census  
(Achieve)) eligibles accessing:

1 (Pediatric Services) provider  
in 30 miles or 30 minutes

### Service Areas

■ Achieve



# Access Detail By County SSA

May 15, 2024

Created by...  
HealthPartners

**Access Analysis**  
Pediatric Services Providers

**Eligible / Provider Groups**  
National Proxy Census (Achieve)  
Pediatric Services

<sup>1</sup> The Access Standard is defined as (National Proxy Census (Achieve)) eligibles accessing:  
1 (Pediatric Services) provider in 30 miles or 30 minutes

Pediatric Services Providers (Primary Care)/Achieve Network/MNN003									
State Name	County	County SSA	Eligible	With Access <sup>1</sup>		Without Access <sup>1</sup>		Average Distance	Average Time
			#	#	%	#	%	1	1
Minnesota	Anoka	24010	1,740	1,740	100.0	0	0.0	3.6	4.5
	Carver	24090	795	795	100.0	0	0.0	2.9	3.2
	Dakota	24180	1,818	1,818	100.0	0	0.0	3.2	3.9
	Hennepin	24260	5,098	5,098	100.0	0	0.0	1.5	2.4
	McLeod	24420	199	199	100.0	0	0.0	6.5	7.1
	Ramsey	24610	2,586	2,586	100.0	0	0.0	1.4	2.2
	Scott	24690	601	601	100.0	0	0.0	4.3	4.8
	Sherburne	24700	498	498	100.0	0	0.0	7.6	8.3
	Washington	24810	1,030	1,030	100.0	0	0.0	3.7	4.2
	Wright	24850	743	743	100.0	0	0.0	5.0	5.5
<b>Grand Totals</b>			<b>15,108</b>	<b>15,108</b>	<b>100.0</b>	<b>0</b>	<b>0.0</b>	<b>2.7</b>	<b>3.5</b>

# Allergy, Immunology and Rheumatology/Achieve Network/MNN003

May 15, 2024

Created by...  
**HealthPartners**

## Allergy, Immunology and Rheumatology

267 providers at 192 locations

◆ All providers

## Allergy, Immunology and Rheumatology

Employee Group  
National Proxy Census (Achieve)

Provider Group  
Allergy, Immunology and Rheumatology

15,108 eligible locations

● With access (15,108)

● Without access (0)

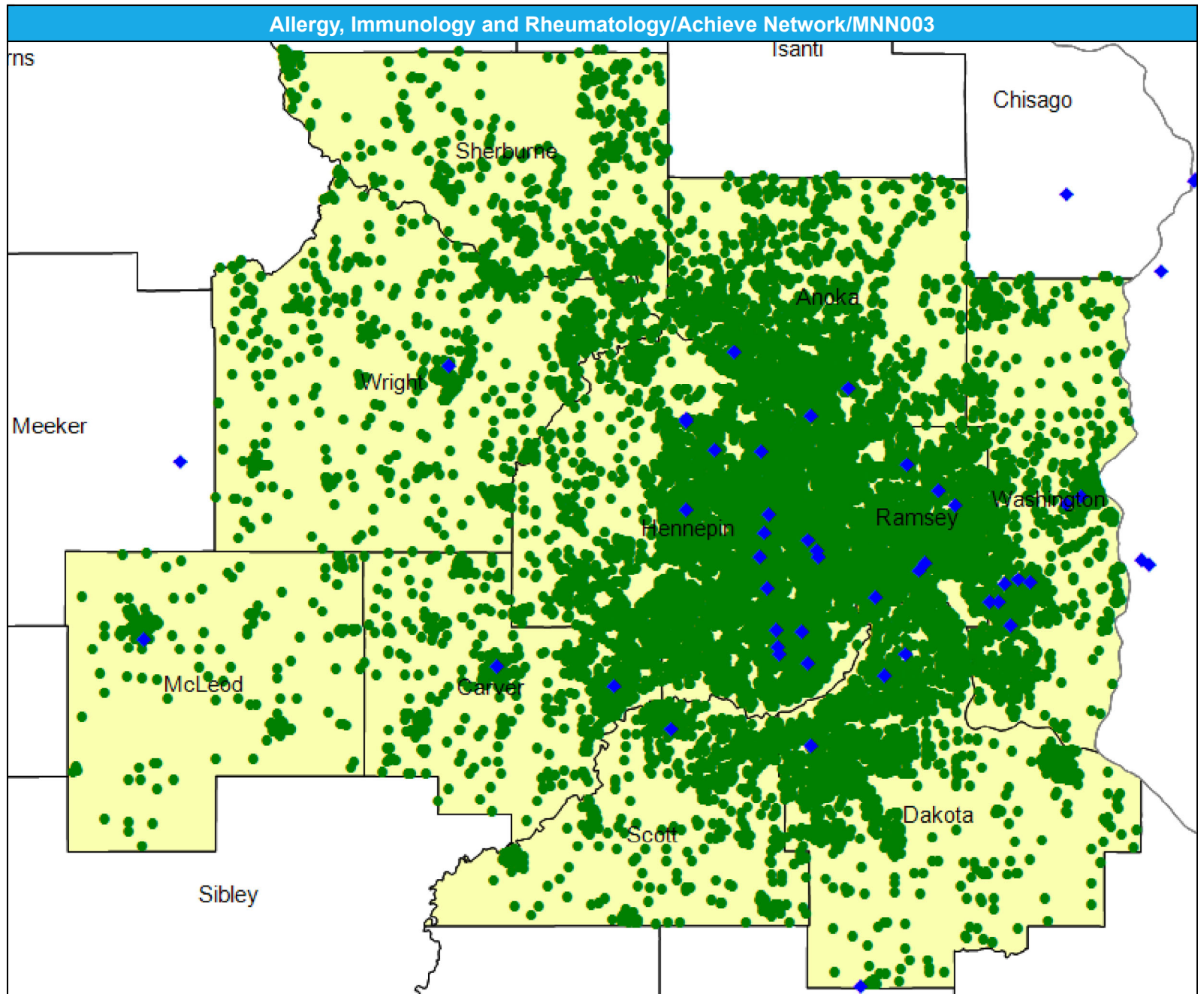
The Access Standard is defined as (National Proxy Census (Achieve)) eligibles accessing:

1 (Allergy, Immunology and Rheumatology) provider in 60 miles or 60 minutes

## Service Areas

■ Achieve

21.57 miles





# Access Detail By County SSA

May 15, 2024

Created by...  
HealthPartners

**Access Analysis**

Allergy, Immunology and Rheumatology

**Eligible / Provider Groups**

National Proxy Census (Achieve)

Allergy, Immunology and Rheumatology

<sup>1</sup> The Access Standard is defined as (National Proxy Census (Achieve)) eligibles accessing: 1 (Allergy, Immunology and Rheumatology) provider in 60 miles or 60 minutes

Allergy, Immunology and Rheumatology/Achieve Network/MNN003									
State Name	County	County SSA	Eligible	With Access <sup>1</sup>		Without Access <sup>1</sup>		Average Distance	Average Time
			#	#	%	#	%	1	1
Minnesota	Anoka	24010	1,740	1,740	100.0	0	0.0	5.7	7.0
	Carver	24090	795	795	100.0	0	0.0	5.6	6.2
	Dakota	24180	1,818	1,818	100.0	0	0.0	6.1	7.6
	Hennepin	24260	5,098	5,098	100.0	0	0.0	3.5	5.2
	McLeod	24420	199	199	100.0	0	0.0	10.2	11.1
	Ramsey	24610	2,586	2,586	100.0	0	0.0	2.9	4.7
	Scott	24690	601	601	100.0	0	0.0	7.8	8.7
	Sherburne	24700	498	498	100.0	0	0.0	20.1	21.9
	Washington	24810	1,030	1,030	100.0	0	0.0	5.1	6.0
	Wright	24850	743	743	100.0	0	0.0	10.6	11.6
<b>Grand Totals</b>			<b>15,108</b>	<b>15,108</b>	<b>100.0</b>	<b>0</b>	<b>0.0</b>	<b>5.3</b>	<b>6.8</b>

# Anesthesiology Physicians and Certified Registered Nurse Anesthetists/Achieve/MNN003

May 15, 2024

Created by...  
HealthPartners

## Anesthesiology Physicians and Certified Registered Nurse Anesthetists

3,609 providers at 331 locations  
◆ All providers

## Anesthesiology Physicians and Certified Registered Nurse Anesthetists

Employee Group  
National Proxy Census (Achieve)

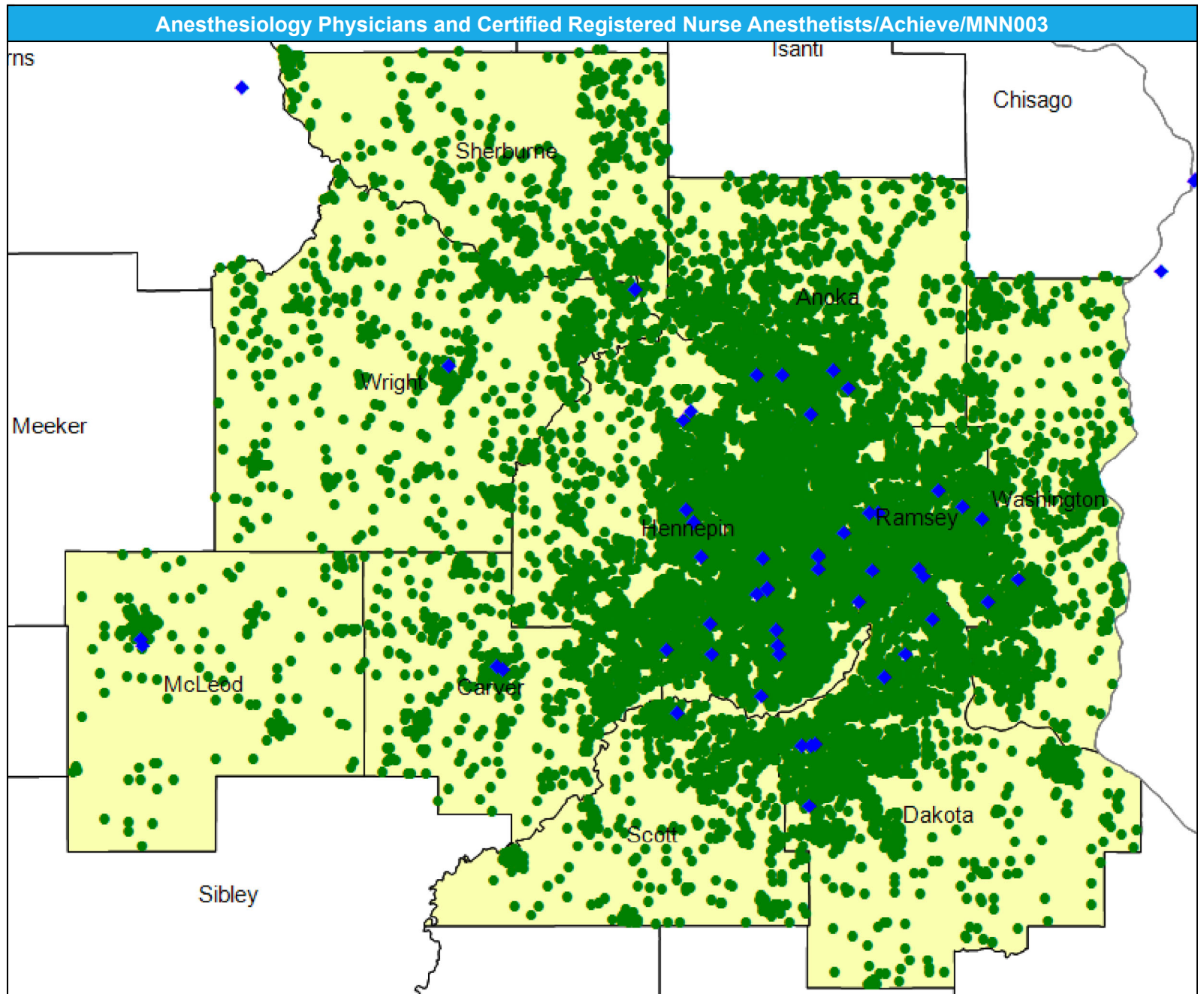
Provider Group  
Anesthesiology Physicians and Certified Registered Nurse Anesthetists

15,108 eligible locations  
● With access (15,108)  
● Without access (0)

The Access Standard is defined as (National Proxy Census (Achieve)) eligibles accessing:  
1 (Anesthesiology Physicians and Certified Registered Nurse Anesthetists) provider in 60 miles or 60 minutes

Service Areas  
■ Achieve

21.57 miles



# Access Detail By County SSA

May 15, 2024

Created by...  
HealthPartners

**Access Analysis**  
Anesthesiology Physicians and  
Certified Registered Nurse  
Anesthetists

**Eligible / Provider Groups**

National Proxy Census  
(Achieve)  
Anesthesiology Physicians  
and Certified Registered  
Nurse Anesthetists

<sup>1</sup> The Access Standard is defined as (National Proxy Census (Achieve)) eligibles accessing: 1 (Anesthesiology Physicians and Certified Registered Nurse Anesthetists) provider in 60 miles or 60 minutes

Anesthesiology Physicians and Certified Registered Nurse Anesthetists/Achieve Network/MNN003									
State Name	County	County SSA	Eligible	With Access <sup>1</sup>		Without Access <sup>1</sup>		Average Distance	Average Time
			#	#	%	#	%	1	1
Minnesota	Anoka	24010	1,740	1,740	100.0	0	0.0	5.2	6.7
	Carver	24090	795	795	100.0	0	0.0	6.4	7.2
	Dakota	24180	1,818	1,818	100.0	0	0.0	5.7	6.8
	Hennepin	24260	5,098	5,098	100.0	0	0.0	3.4	5.1
	McLeod	24420	199	199	100.0	0	0.0	10.0	10.9
	Ramsey	24610	2,586	2,586	100.0	0	0.0	2.6	4.1
	Scott	24690	601	601	100.0	0	0.0	7.5	8.3
	Sherburne	24700	498	498	100.0	0	0.0	10.8	11.7
	Washington	24810	1,030	1,030	100.0	0	0.0	7.4	9.0
	Wright	24850	743	743	100.0	0	0.0	9.9	10.8
<b>Grand Totals</b>			<b>15,108</b>	<b>15,108</b>	<b>100.0</b>	<b>0</b>	<b>0.0</b>	<b>5.0</b>	<b>6.4</b>

# Cardiac Surgery/Achieve Network/MNN003

May 15, 2024

Created by...  
**HealthPartners**

### Cardiac Surgery

163 providers at 100 locations

◆ All providers

### Cardiac Surgery

Employee Group

National Proxy Census  
(Achieve)

Provider Group

Cardiac Surgery

15,108 eligible locations

● With access (15,108)

● Without access (0)

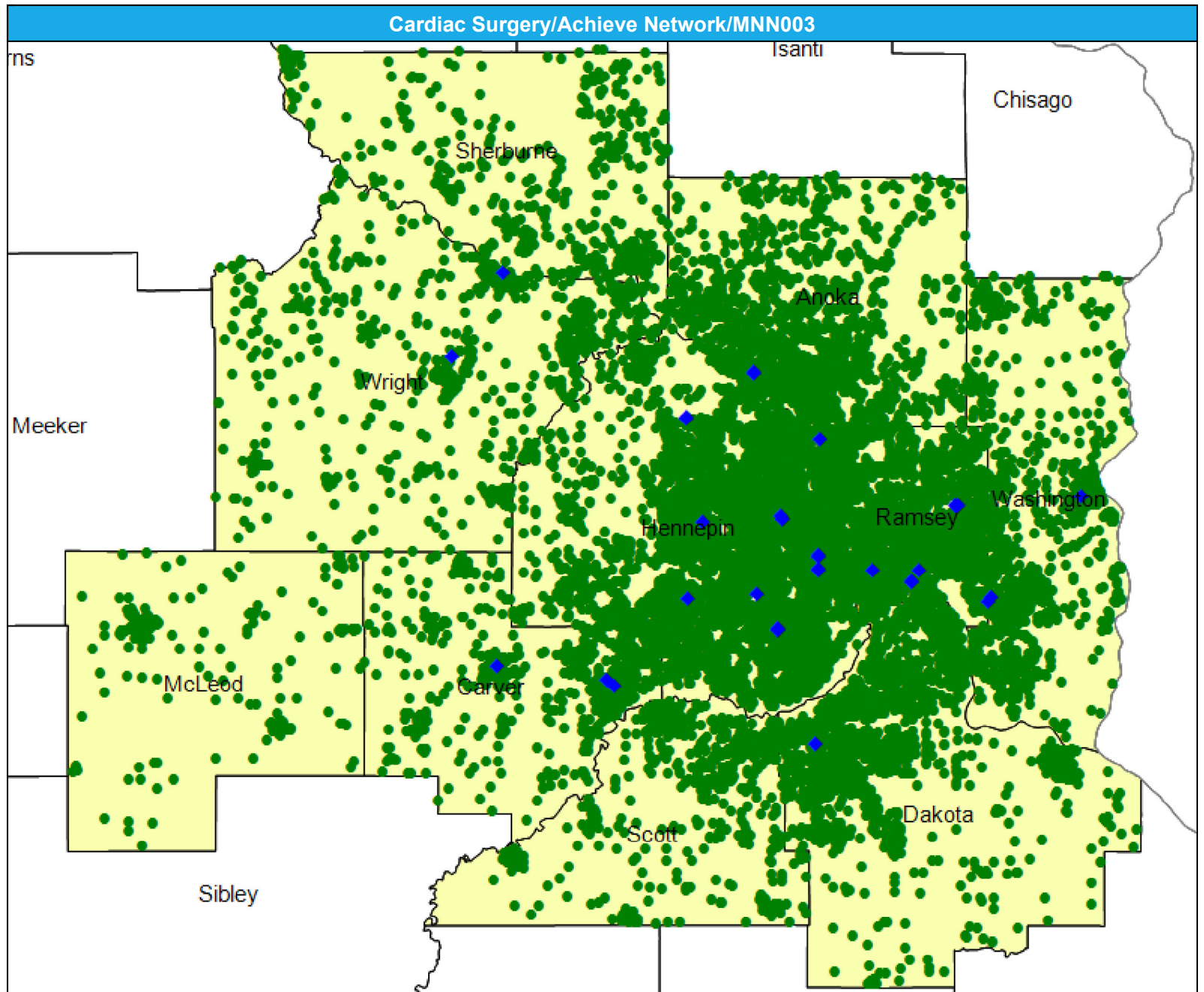
The Access Standard is defined as  
(National Proxy Census  
(Achieve)) eligibles accessing:

1 (Cardiac Surgery) provider in  
60 miles or 60 minutes

### Service Areas

■ Achieve

21.57 miles



# Access Detail By County SSA

May 15, 2024

Created by...  
HealthPartners

**Access Analysis**  
Cardiac Surgery

**Eligible / Provider Groups**  
National Proxy Census (Achieve)  
Cardiac Surgery

<sup>1</sup> The Access Standard is defined as (National Proxy Census (Achieve)) eligibles accessing:  
1 (Cardiac Surgery) provider in 60 miles or 60 minutes

Cardiac Surgery/Achieve Network/MNN003									
State Name	County	County SSA	Eligible	With Access <sup>1</sup>		Without Access <sup>1</sup>		Average Distance	Average Time
			#	#	%	#	%	1	1
Minnesota	Anoka	24010	1,740	1,740	100.0	0	0.0	7.3	9.6
	Carver	24090	795	795	100.0	0	0.0	5.4	6.0
	Dakota	24180	1,818	1,818	100.0	0	0.0	7.9	10.1
	Hennepin	24260	5,098	5,098	100.0	0	0.0	3.7	5.8
	McLeod	24420	199	199	100.0	0	0.0	25.4	27.7
	Ramsey	24610	2,586	2,586	100.0	0	0.0	3.1	5.1
	Scott	24690	601	601	100.0	0	0.0	10.2	11.7
	Sherburne	24700	498	498	100.0	0	0.0	14.3	15.6
	Washington	24810	1,030	1,030	100.0	0	0.0	6.9	8.4
	Wright	24850	743	743	100.0	0	0.0	10.1	11.1
<b>Grand Totals</b>			<b>15,108</b>	<b>15,108</b>	<b>100.0</b>	<b>0</b>	<b>0.0</b>	<b>6.0</b>	<b>7.9</b>

# Cardiovascular Disease/Achieve Network/MNN003

May 15, 2024

Created by...  
**HealthPartners**

### Cardiovascular Disease

911 providers at 408 locations

◆ All providers

### Cardiovascular Disease

Employee Group

National Proxy Census  
(Achieve)

Provider Group

Cardiovascular Disease

15,108 eligible locations

● With access (15,108)

● Without access (0)

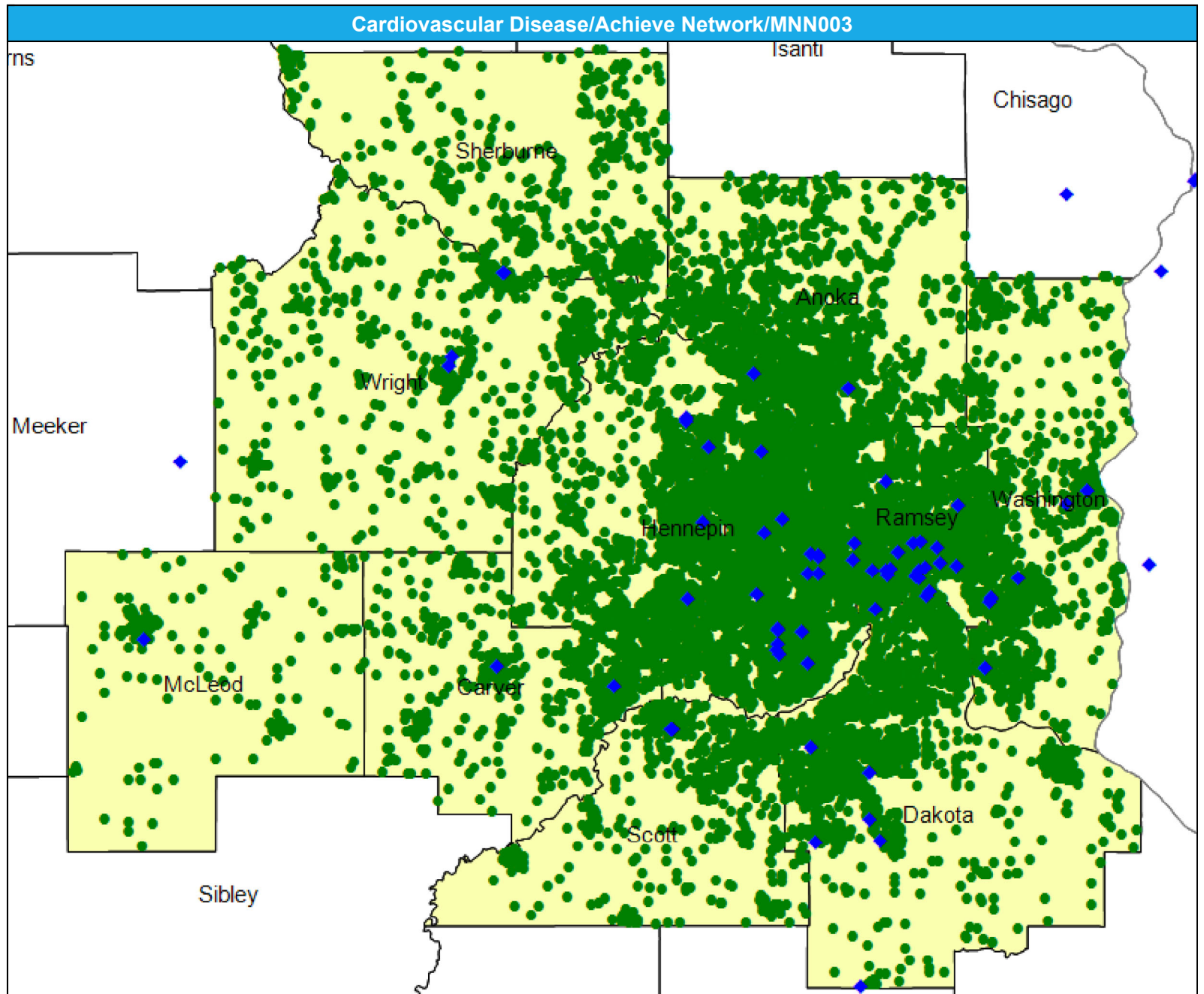
The Access Standard is defined as  
(National Proxy Census  
(Achieve)) eligibles accessing:

1 (Cardiovascular Disease)  
provider in 60 miles or 60  
minutes

### Service Areas

■ Achieve

21.57 miles



# Access Detail By County SSA

May 15, 2024

Created by...  
HealthPartners

**Access Analysis**  
Cardiovascular Disease

**Eligible / Provider Groups**  
National Proxy Census (Achieve)  
Cardiovascular Disease

<sup>1</sup> The Access Standard is defined as (National Proxy Census (Achieve)) eligibles accessing: 1 (Cardiovascular Disease) provider in 60 miles or 60 minutes

Cardiovascular Disease/Achieve Network/MNN003									
State Name	County	County SSA	Eligible	With Access <sup>1</sup>		Without Access <sup>1</sup>		Average Distance	Average Time
			#	#	%	#	%	1	1
Minnesota	Anoka	24010	1,740	1,740	100.0	0	0.0	6.2	8.1
	Carver	24090	795	795	100.0	0	0.0	5.5	6.1
	Dakota	24180	1,818	1,818	100.0	0	0.0	4.5	5.9
	Hennepin	24260	5,098	5,098	100.0	0	0.0	3.0	4.6
	McLeod	24420	199	199	100.0	0	0.0	10.2	11.1
	Ramsey	24610	2,586	2,586	100.0	0	0.0	2.0	3.1
	Scott	24690	601	601	100.0	0	0.0	7.0	7.9
	Sherburne	24700	498	498	100.0	0	0.0	14.3	15.5
	Washington	24810	1,030	1,030	100.0	0	0.0	4.9	5.7
	Wright	24850	743	743	100.0	0	0.0	8.9	9.7
<b>Grand Totals</b>			<b>15,108</b>	<b>15,108</b>	<b>100.0</b>	<b>0</b>	<b>0.0</b>	<b>4.6</b>	<b>5.9</b>

# Chiropractic Services/Achieve Network/MNN003

May 15, 2024

Created by...  
**HealthPartners**

### Chiropractic Services

3,252 providers at 2,390 locations

◆ All providers

### Chiropractic Services

Employee Group  
National Proxy Census  
(Achieve)

Provider Group  
Chiropractic Services

15,108 eligible locations

● With access (15,108)

● Without access (0)

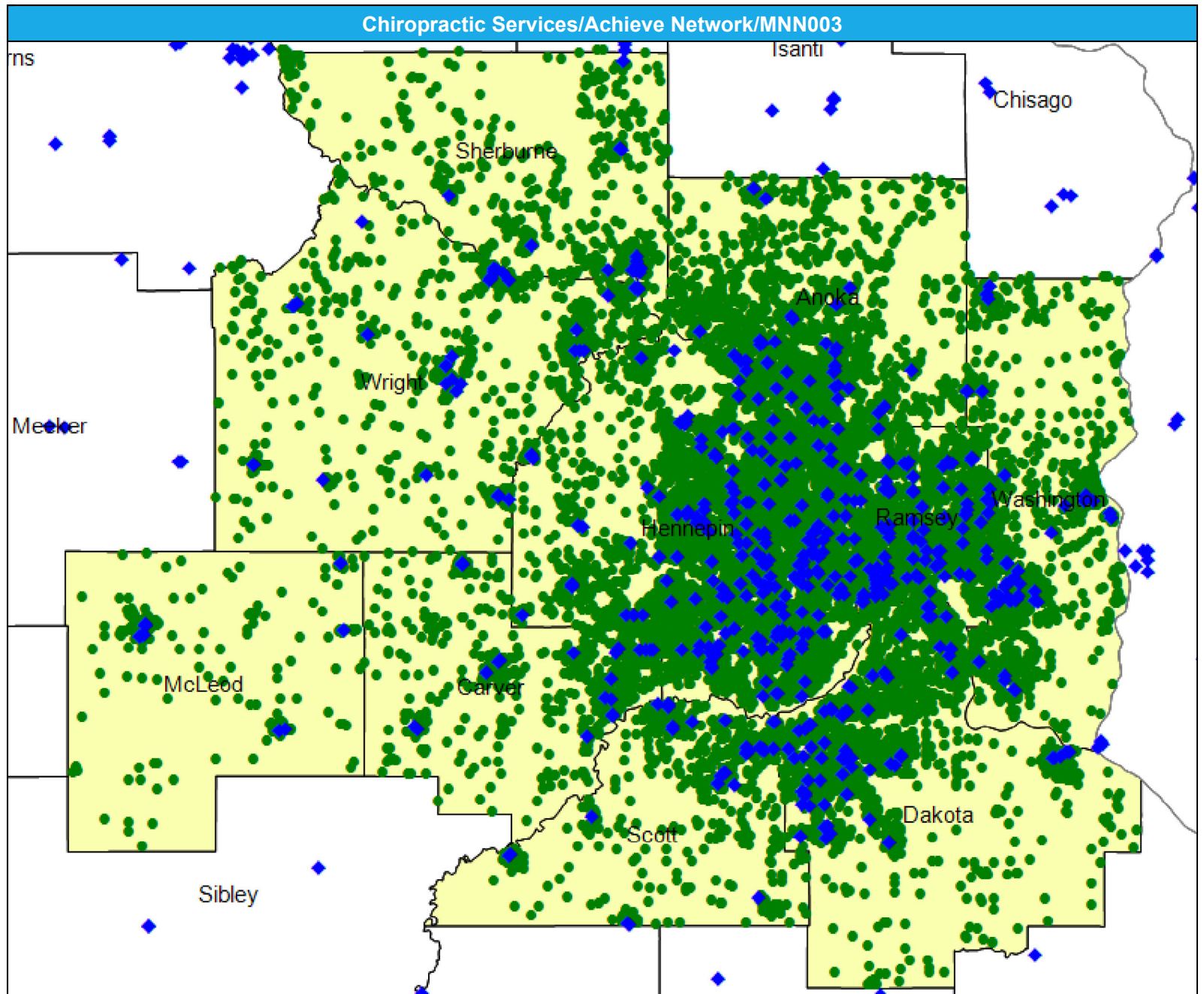
The Access Standard is defined as  
(National Proxy Census  
(Achieve)) eligibles accessing:

1 (Chiropractic Services)  
provider in 60 miles or 60  
minutes

### Service Areas

■ Achieve

21.57 miles





# Access Detail By County SSA

May 15, 2024

Created by...  
HealthPartners

**Access Analysis**  
Chiropractic Services

**Eligible / Provider Groups**  
National Proxy Census (Achieve)  
Chiropractic Services

<sup>1</sup> The Access Standard is defined as (National Proxy Census (Achieve)) eligibles accessing:  
1 (Chiropractic Services) provider in 60 miles or 60 minutes

Chiropractic Services/Achieve Network/MNN003									
State Name	County	County SSA	Eligible	With Access <sup>1</sup>		Without Access <sup>1</sup>		Average Distance	Average Time
			#	#	%	#	%	1	1
Minnesota	Anoka	24010	1,740	1,740	100.0	0	0.0	1.9	2.3
	Carver	24090	795	795	100.0	0	0.0	2.0	2.2
	Dakota	24180	1,818	1,818	100.0	0	0.0	1.5	1.8
	Hennepin	24260	5,098	5,098	100.0	0	0.0	1.0	1.5
	McLeod	24420	199	199	100.0	0	0.0	3.5	3.8
	Ramsey	24610	2,586	2,586	100.0	0	0.0	0.8	1.3
	Scott	24690	601	601	100.0	0	0.0	1.8	1.9
	Sherburne	24700	498	498	100.0	0	0.0	3.1	3.4
	Washington	24810	1,030	1,030	100.0	0	0.0	1.9	2.2
	Wright	24850	743	743	100.0	0	0.0	2.2	2.4
<b>Grand Totals</b>			<b>15,108</b>	<b>15,108</b>	<b>100.0</b>	<b>0</b>	<b>0.0</b>	<b>1.5</b>	<b>1.9</b>

# Colon and Rectal Surgery/Achieve Network/MNN003

May 15, 2024

Created by...  
**HealthPartners**

### Colon and Rectal Surgery

62 providers at 41 locations

◆ All providers

### Colon and Rectal Surgery

Employee Group

National Proxy Census  
(Achieve)

Provider Group

Colon and Rectal Surgery

15,108 eligible locations

● With access (15,108)

● Without access (0)

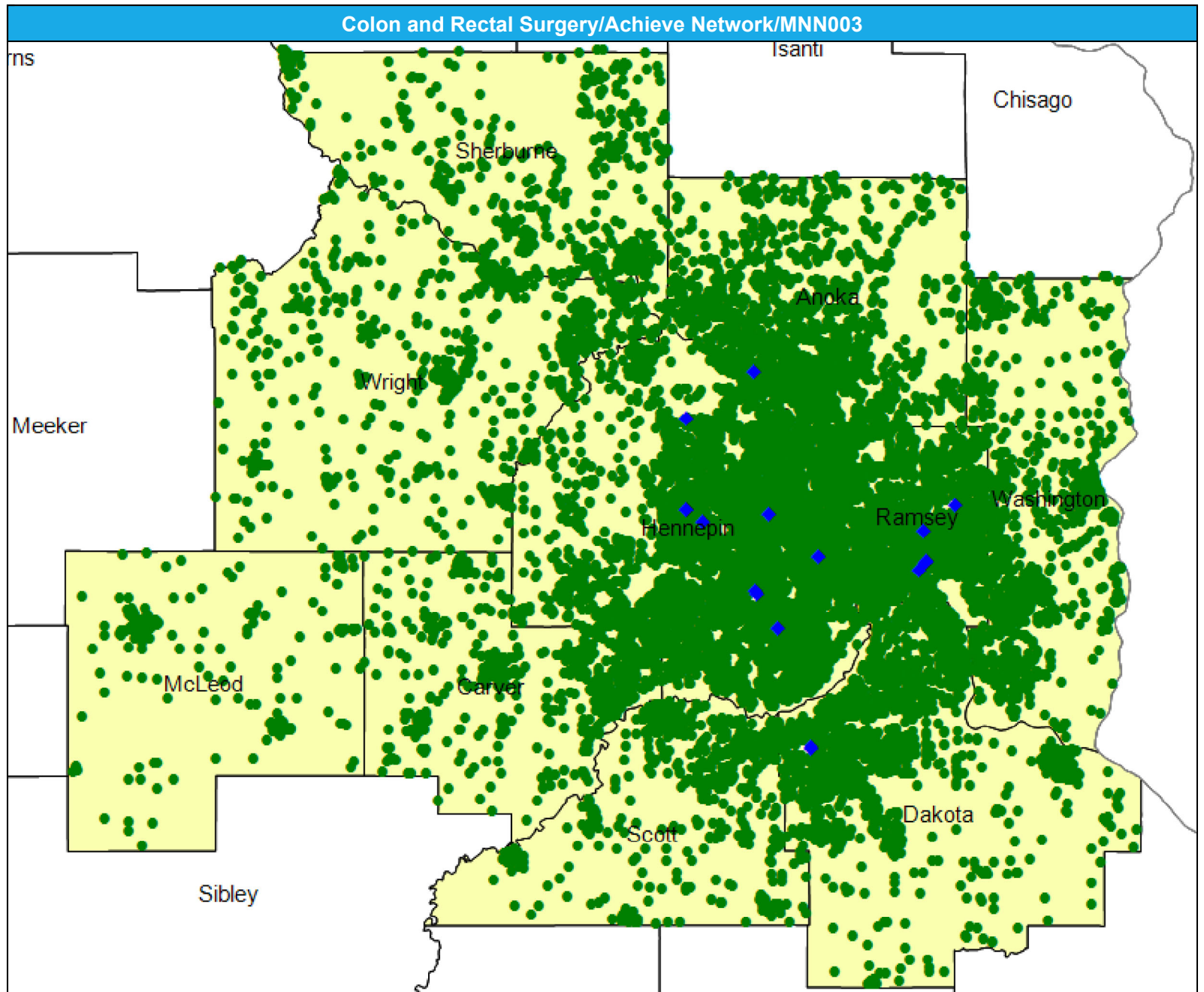
The Access Standard is defined as  
(National Proxy Census  
(Achieve)) eligibles accessing:

1 (Colon and Rectal Surgery)  
provider in 60 miles or 60  
minutes

### Service Areas

■ Achieve

21.57 miles



# Access Detail By County SSA

May 15, 2024

Created by...  
HealthPartners

**Access Analysis**  
Colon and Rectal Surgery

**Eligible / Provider Groups**  
National Proxy Census (Achieve)  
Colon and Rectal Surgery

<sup>1</sup> The Access Standard is defined as (National Proxy Census (Achieve)) eligibles accessing: 1 (Colon and Rectal Surgery) provider in 60 miles or 60 minutes

Colon and Rectal Surgery/Achieve Network/MNN003										
State Name	County	County SSA	Eligible		With Access <sup>1</sup>		Without Access <sup>1</sup>		Average Distance	Average Time
			#	%	#	%	#	%	1	1
Minnesota	Anoka	24010	1,740	100.0	1,740	100.0	0	0.0	8.6	11.6
	Carver	24090	795	100.0	795	100.0	0	0.0	20.4	26.2
	Dakota	24180	1,818	100.0	1,818	100.0	0	0.0	8.7	11.5
	Hennepin	24260	5,098	100.0	5,098	100.0	0	0.0	4.5	7.2
	McLeod	24420	199	100.0	199	100.0	0	0.0	43.7	52.5
	Ramsey	24610	2,586	100.0	2,586	100.0	0	0.0	4.2	6.9
	Scott	24690	601	100.0	601	100.0	0	0.0	13.3	16.1
	Sherburne	24700	498	100.0	498	100.0	0	0.0	27.7	33.2
	Washington	24810	1,030	100.0	1,030	100.0	0	0.0	12.4	16.6
	Wright	24850	743	100.0	743	100.0	0	0.0	23.2	28.0
<b>Grand Totals</b>			<b>15,108</b>	<b>100.0</b>	<b>15,108</b>	<b>100.0</b>	<b>0</b>	<b>0.0</b>	<b>9.3</b>	<b>12.6</b>

# Dental Providers – Pediatric/Achieve Network/MNN003

May 15, 2024

Created by...  
**HealthPartners**

**Dental Providers Pediatric**

2,466 providers at 1,531 locations

◆ All providers

**Dental Providers - Pediatric**

Employee Group  
National Proxy Census  
(Achieve)

Provider Group  
Dental Providers Pediatric

15,108 eligible locations

● With access (15,108)

● Without access (0)

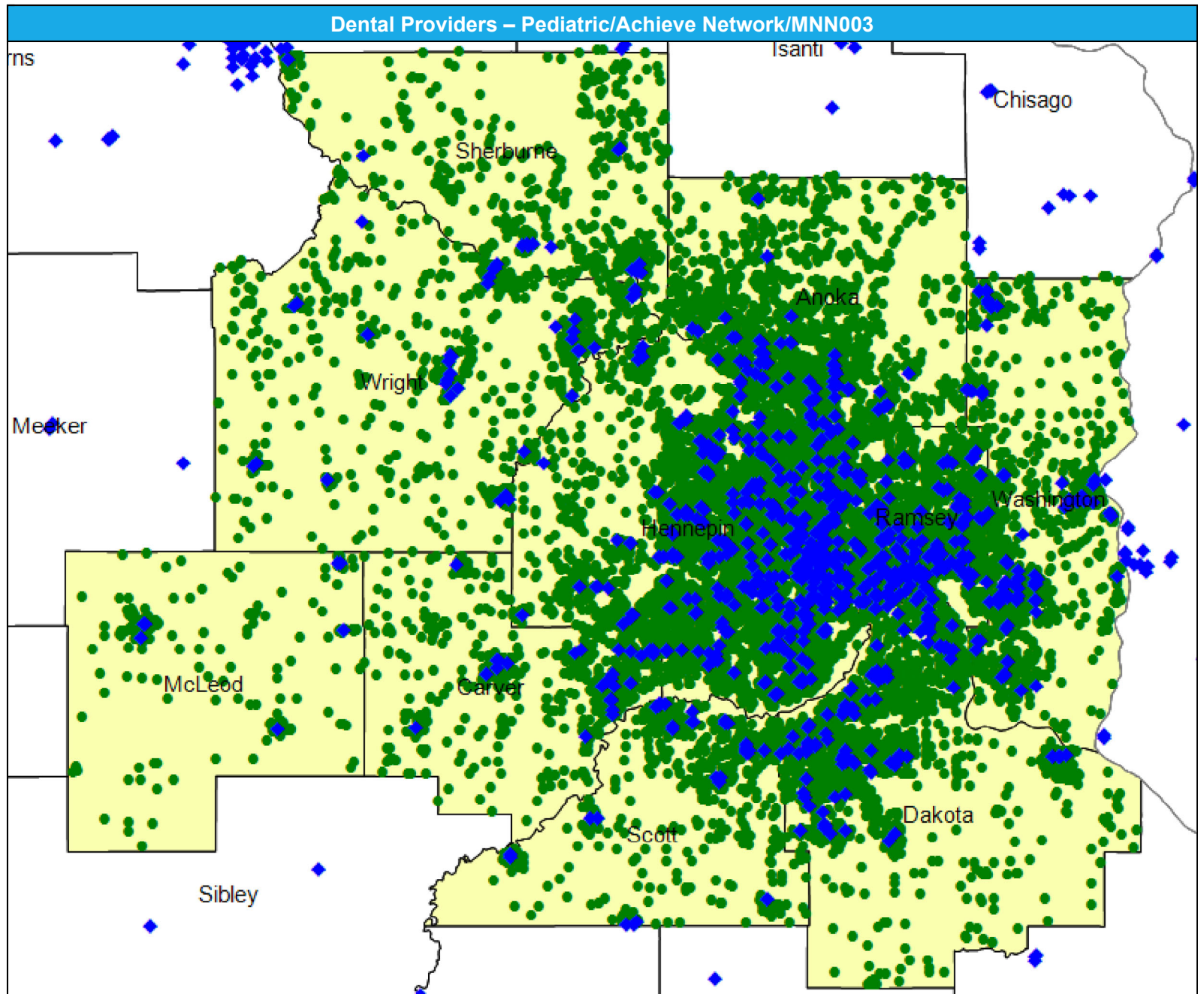
The Access Standard is defined as  
(National Proxy Census  
(Achieve)) eligibles accessing:

1 (Dental Providers Pediatric)  
provider in 60 miles or 60  
minutes

**Service Areas**

■ Achieve

21.57 miles



# Access Detail By County SSA

May 15, 2024

Created by...  
HealthPartners

**Access Analysis**  
Dental Providers - Pediatric

**Eligible / Provider Groups**  
National Proxy Census (Achieve)  
Dental Providers Pediatric

<sup>1</sup> The Access Standard is defined as (National Proxy Census (Achieve)) eligibles accessing: 1 (Dental Providers Pediatric) provider in 60 miles or 60 minutes

Dental Providers – Pediatric/Achieve Network/MNN003									
State Name	County	County SSA	Eligible	With Access <sup>1</sup>		Without Access <sup>1</sup>		Average Distance	Average Time
			#	#	%	#	%	1	1
Minnesota	Anoka	24010	1,740	1,740	100.0	0	0.0	1.9	2.2
	Carver	24090	795	795	100.0	0	0.0	1.8	2.0
	Dakota	24180	1,818	1,818	100.0	0	0.0	1.5	1.8
	Hennepin	24260	5,098	5,098	100.0	0	0.0	0.9	1.3
	McLeod	24420	199	199	100.0	0	0.0	3.5	3.7
	Ramsey	24610	2,586	2,586	100.0	0	0.0	0.7	1.0
	Scott	24690	601	601	100.0	0	0.0	1.8	2.0
	Sherburne	24700	498	498	100.0	0	0.0	3.5	3.7
	Washington	24810	1,030	1,030	100.0	0	0.0	1.6	1.8
	Wright	24850	743	743	100.0	0	0.0	2.3	2.4
<b>Grand Totals</b>			<b>15,108</b>	<b>15,108</b>	<b>100.0</b>	<b>0</b>	<b>0.0</b>	<b>1.3</b>	<b>1.7</b>

# Dermatology/Achieve Network/MNN003

May 15, 2024

Created by...  
**HealthPartners**

### Dermatology

427 providers at 261 locations

- ◆ All providers

### Dermatology

Employee Group  
National Proxy Census  
(Achieve)

Provider Group  
Dermatology

15,108 eligible locations

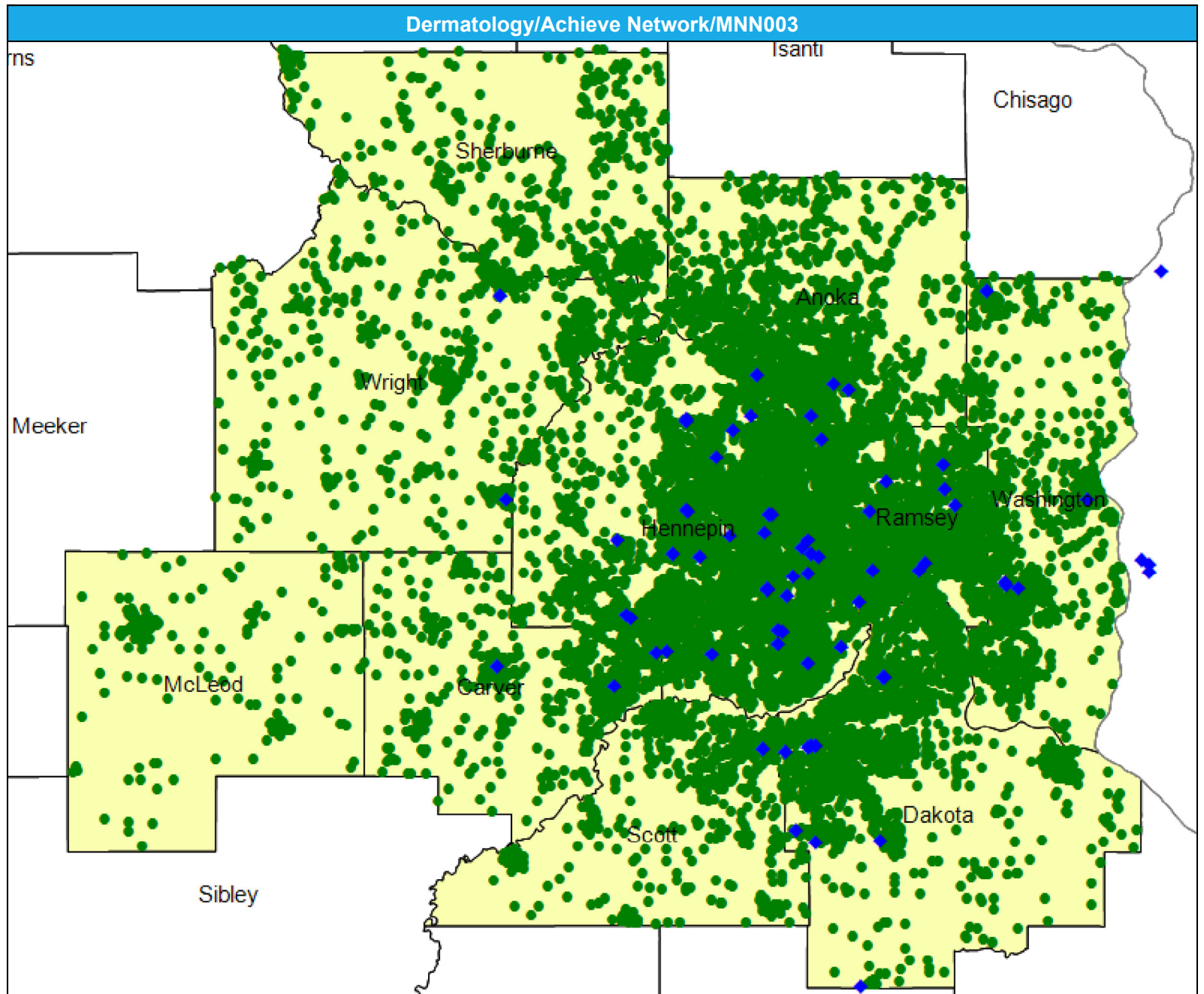
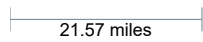
- With access (15,108)
- Without access (0)

The Access Standard is defined as  
(National Proxy Census  
(Achieve)) eligibles accessing:

1 (Dermatology) provider in 60  
miles or 60 minutes

### Service Areas

- Achieve



# Access Detail By County SSA

May 15, 2024

Created by...  
HealthPartners

**Access Analysis**  
Dermatology

**Eligible / Provider Groups**  
National Proxy Census (Achieve)  
Dermatology

<sup>1</sup> The Access Standard is defined as (National Proxy Census (Achieve)) eligibles accessing:  
1 (Dermatology) provider in 60 miles or 60 minutes

Dermatology/Achieve Network/MNN003									
State Name	County	County SSA	Eligible	With Access <sup>1</sup>		Without Access <sup>1</sup>		Average Distance	Average Time
			#	#	%	#	%	1	1
Minnesota	Anoka	24010	1,740	1,740	100.0	0	0.0	5.4	7.0
	Carver	24090	795	795	100.0	0	0.0	4.8	5.2
	Dakota	24180	1,818	1,818	100.0	0	0.0	5.3	6.7
	Hennepin	24260	5,098	5,098	100.0	0	0.0	2.5	3.8
	McLeod	24420	199	199	100.0	0	0.0	25.2	27.4
	Ramsey	24610	2,586	2,586	100.0	0	0.0	2.4	3.9
	Scott	24690	601	601	100.0	0	0.0	7.2	8.1
	Sherburne	24700	498	498	100.0	0	0.0	13.8	15.1
	Washington	24810	1,030	1,030	100.0	0	0.0	4.6	5.6
	Wright	24850	743	743	100.0	0	0.0	10.5	11.5
<b>Grand Totals</b>			<b>15,108</b>	<b>15,108</b>	<b>100.0</b>	<b>0</b>	<b>0.0</b>	<b>4.6</b>	<b>5.9</b>

# Endocrinology/Achieve Network/MNN003

May 15, 2024

Created by...  
**HealthPartners**

### Endocrinology

166 providers at 125 locations

◆ All providers

### Endocrinology

Employee Group  
National Proxy Census  
(Achieve)

Provider Group  
Endocrinology

15,108 eligible locations

● With access (15,108)

● Without access (0)

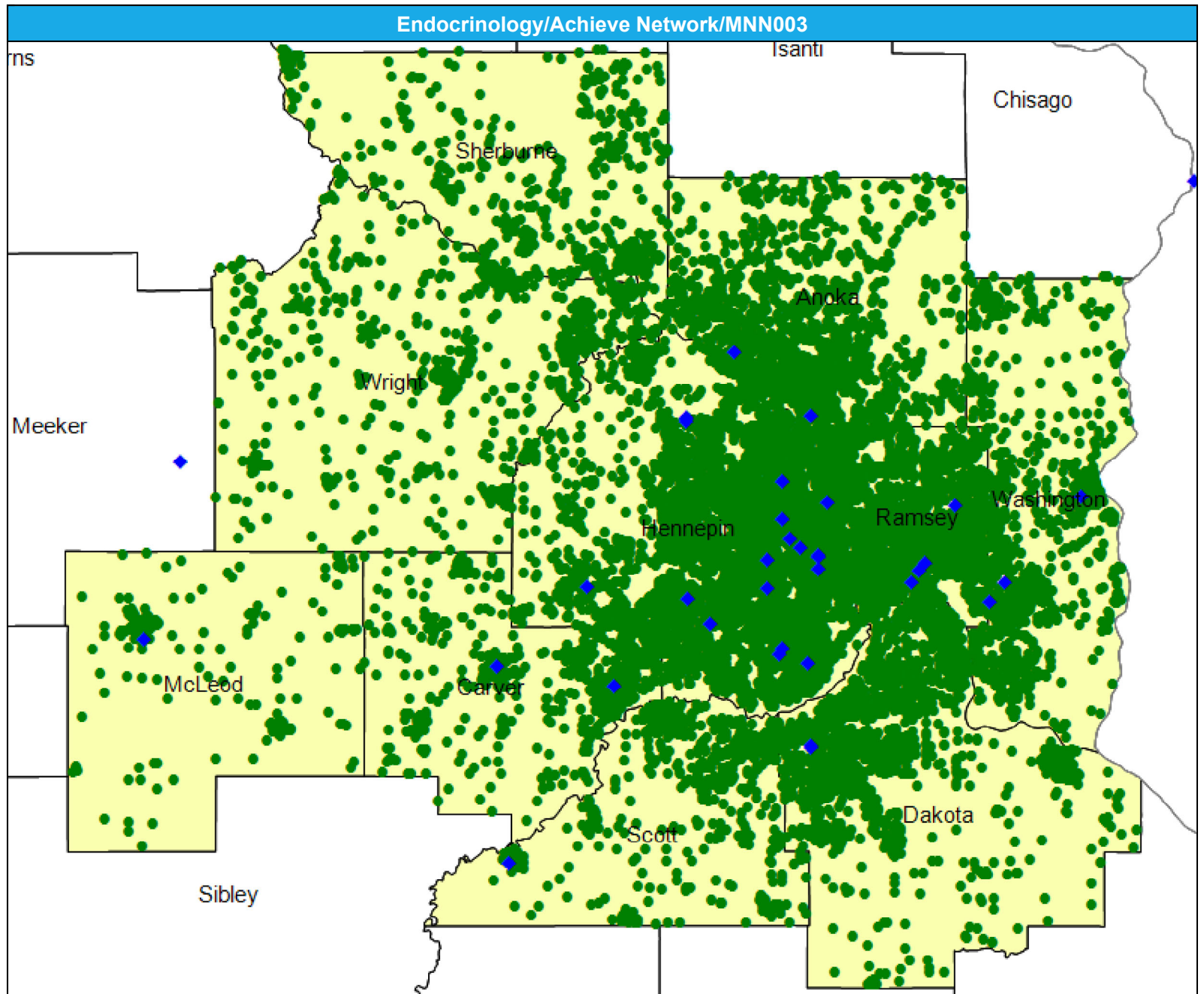
The Access Standard is defined as  
(National Proxy Census  
(Achieve)) eligibles accessing:

1 (Endocrinology) provider in 60  
miles or 60 minutes

### Service Areas

■ Achieve

21.57 miles





# Access Detail By County SSA

May 15, 2024

Created by...  
HealthPartners

**Access Analysis**  
Endocrinology

**Eligible / Provider Groups**  
National Proxy Census (Achieve)  
Endocrinology

<sup>1</sup> The Access Standard is defined as (National Proxy Census (Achieve)) eligibles accessing:  
1 (Endocrinology) provider in 60 miles or 60 minutes

Endocrinology/Achieve Network/MNN003									
State Name	County	County SSA	Eligible	With Access <sup>1</sup>		Without Access <sup>1</sup>		Average Distance	Average Time
			#	#	%	#	%	1	1
Minnesota	Anoka	24010	1,740	1,740	100.0	0	0.0	6.5	7.9
	Carver	24090	795	795	100.0	0	0.0	5.4	6.0
	Dakota	24180	1,818	1,818	100.0	0	0.0	7.9	10.2
	Hennepin	24260	5,098	5,098	100.0	0	0.0	3.2	5.0
	McLeod	24420	199	199	100.0	0	0.0	10.2	11.1
	Ramsey	24610	2,586	2,586	100.0	0	0.0	3.4	5.6
	Scott	24690	601	601	100.0	0	0.0	8.3	9.7
	Sherburne	24700	498	498	100.0	0	0.0	25.2	27.4
	Washington	24810	1,030	1,030	100.0	0	0.0	6.6	8.1
	Wright	24850	743	743	100.0	0	0.0	17.8	19.8
<b>Grand Totals</b>			<b>15,108</b>	<b>15,108</b>	<b>100.0</b>	<b>0</b>	<b>0.0</b>	<b>6.3</b>	<b>8.1</b>

# Gastroenterology/Achieve Network/MNN003

May 15, 2024

Created by...  
**HealthPartners**

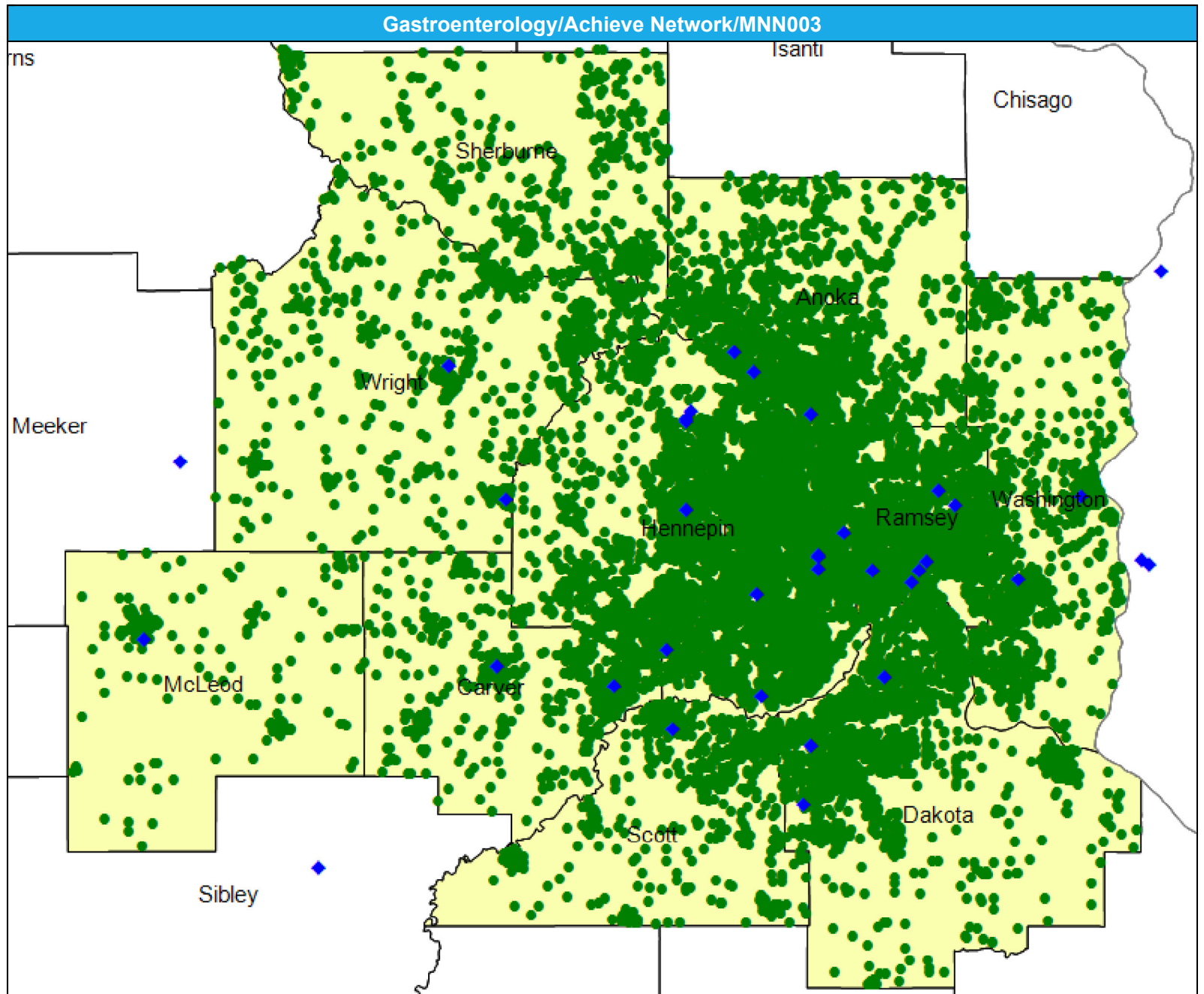
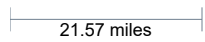
**Gastroenterology**  
458 providers at 169 locations  
◆ All providers

**Gastroenterology**  
Employee Group  
National Proxy Census (Achieve)  
Provider Group  
Gastroenterology

15,108 eligible locations  
● With access (15,108)  
● Without access (0)

The Access Standard is defined as (National Proxy Census (Achieve)) eligibles accessing:  
1 (Gastroenterology) provider in 60 miles or 60 minutes

**Service Areas**  
■ Achieve



# Access Detail By County SSA

May 15, 2024

Created by...  
HealthPartners

**Access Analysis**  
Gastroenterology

**Eligible / Provider Groups**  
National Proxy Census (Achieve)  
Gastroenterology

<sup>1</sup> The Access Standard is defined as (National Proxy Census (Achieve)) eligibles accessing:  
1 (Gastroenterology) provider in 60 miles or 60 minutes

Gastroenterology/Achieve Network/MNN003									
State Name	County	County SSA	Eligible	With Access <sup>1</sup>		Without Access <sup>1</sup>		Average Distance	Average Time
			#	#	%	#	%	1	1
Minnesota	Anoka	24010	1,740	1,740	100.0	0	0.0	6.5	8.1
	Carver	24090	795	795	100.0	0	0.0	5.0	5.6
	Dakota	24180	1,818	1,818	100.0	0	0.0	6.3	8.0
	Hennepin	24260	5,098	5,098	100.0	0	0.0	4.1	6.2
	McLeod	24420	199	199	100.0	0	0.0	9.2	10.0
	Ramsey	24610	2,586	2,586	100.0	0	0.0	2.9	4.7
	Scott	24690	601	601	100.0	0	0.0	7.0	7.8
	Sherburne	24700	498	498	100.0	0	0.0	17.9	19.7
	Washington	24810	1,030	1,030	100.0	0	0.0	6.3	7.7
	Wright	24850	743	743	100.0	0	0.0	9.5	10.5
<b>Grand Totals</b>			<b>15,108</b>	<b>15,108</b>	<b>100.0</b>	<b>0</b>	<b>0.0</b>	<b>5.5</b>	<b>7.2</b>

# General Surgery/Achieve Network/MNN003

May 15, 2024

Created by...  
**HealthPartners**

### General Surgery

757 providers at 421 locations

◆ All providers

### General Surgery

Employee Group

National Proxy Census  
(Achieve)

Provider Group

General Surgery

15,108 eligible locations

● With access (15,108)

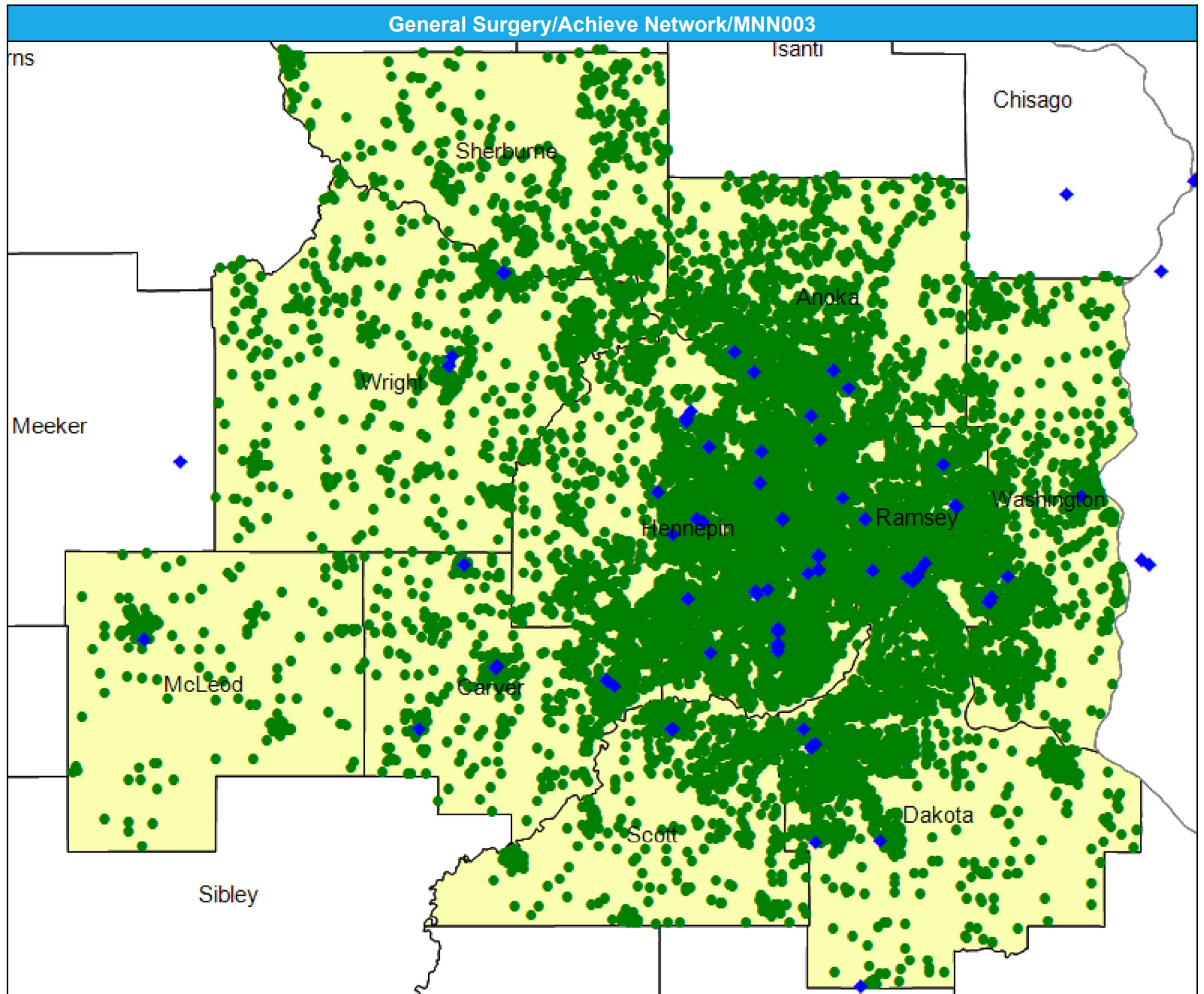
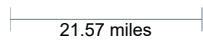
● Without access (0)

The Access Standard is defined as  
(National Proxy Census  
(Achieve)) eligibles accessing:

1 (General Surgery) provider in  
60 miles or 60 minutes

### Service Areas

■ Achieve



# Access Detail By County SSA

May 15, 2024

Created by...  
HealthPartners

**Access Analysis**  
General Surgery

**Eligible / Provider Groups**  
National Proxy Census (Achieve)  
General Surgery

<sup>1</sup> The Access Standard is defined as (National Proxy Census (Achieve)) eligibles accessing:  
1 (General Surgery) provider in 60 miles or 60 minutes

General Surgery/Achieve Network/MNN003									
State Name	County	County SSA	Eligible	With Access <sup>1</sup>		Without Access <sup>1</sup>		Average Distance	Average Time
			#	#	%	#	%	1	1
Minnesota	Anoka	24010	1,740	1,740	100.0	0	0.0	4.8	6.1
	Carver	24090	795	795	100.0	0	0.0	3.6	4.0
	Dakota	24180	1,818	1,818	100.0	0	0.0	6.2	7.9
	Hennepin	24260	5,098	5,098	100.0	0	0.0	2.7	4.2
	McLeod	24420	199	199	100.0	0	0.0	8.1	8.7
	Ramsey	24610	2,586	2,586	100.0	0	0.0	2.3	3.8
	Scott	24690	601	601	100.0	0	0.0	7.0	7.8
	Sherburne	24700	498	498	100.0	0	0.0	14.2	15.5
	Washington	24810	1,030	1,030	100.0	0	0.0	5.7	6.9
	Wright	24850	743	743	100.0	0	0.0	8.4	9.2
<b>Grand Totals</b>			<b>15,108</b>	<b>15,108</b>	<b>100.0</b>	<b>0</b>	<b>0.0</b>	<b>4.5</b>	<b>5.8</b>

# Genetics/Achieve Network/MNN003

May 15, 2024

Created by...  
**HealthPartners**

### Genetics

19 providers at 15 locations

◆ All providers

### Genetics

Employee Group  
National Proxy Census  
(Achieve)

Provider Group  
Genetics

15,108 eligible locations

● With access (15,037)

● Without access (71)

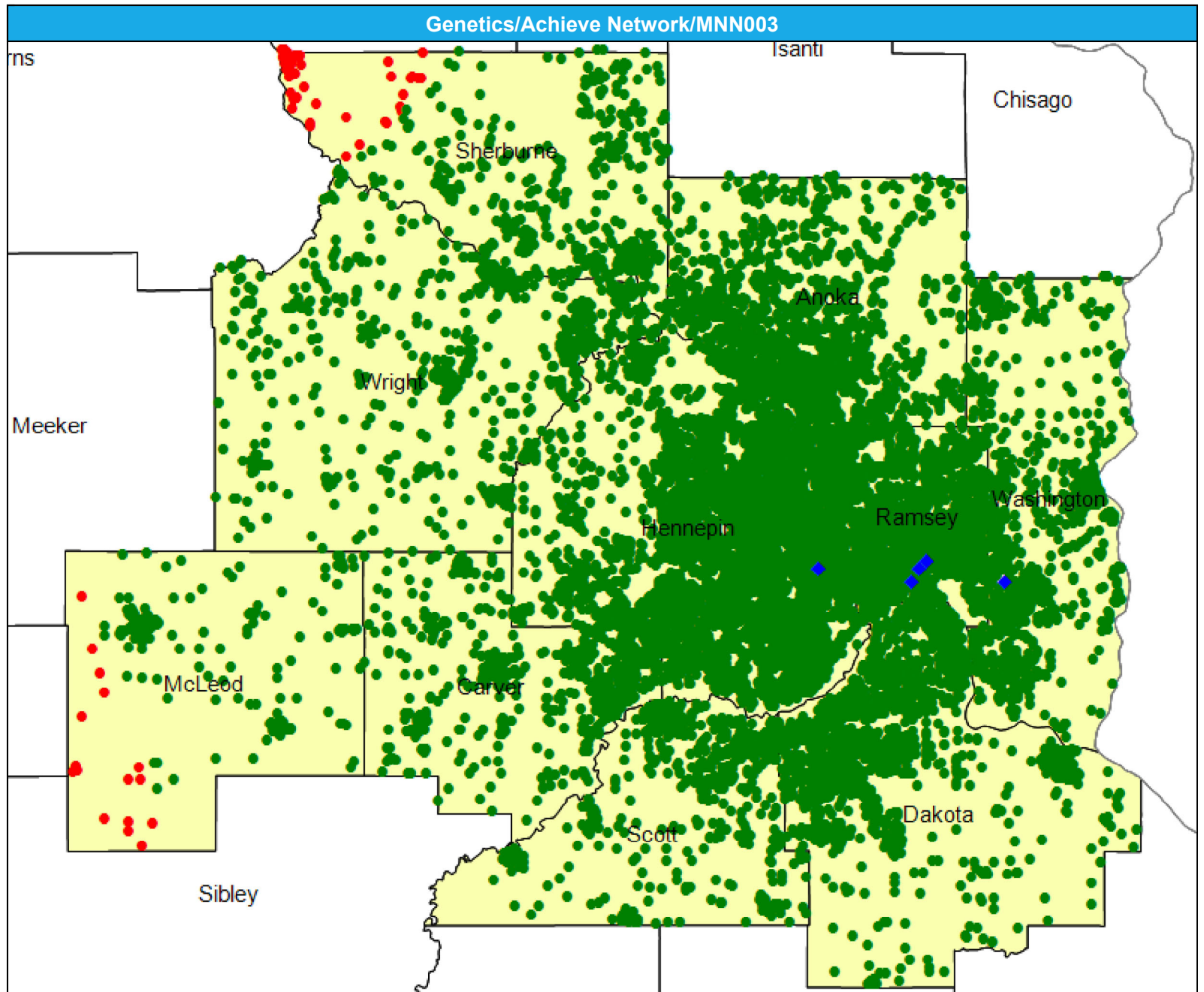
The Access Standard is defined as  
(National Proxy Census  
(Achieve)) eligibles accessing:

1 (Genetics) provider in 60  
miles or 60 minutes

### Service Areas

■ Achieve

21.57 miles



# Access Detail By County SSA

May 15, 2024

Created by...  
HealthPartners

**Access Analysis**  
Genetics

**Eligible / Provider Groups**  
National Proxy Census (Achieve)  
Genetics

<sup>1</sup> The Access Standard is defined as (National Proxy Census (Achieve)) eligibles accessing: 1 (Genetics) provider in 60 miles or 60 minutes

Genetics/Achieve Network/MNN003									
State Name	County	County SSA	Eligible	With Access <sup>1</sup>		Without Access <sup>1</sup>		Average Distance	Average Time
			#	#	%	#	%	1	1
Minnesota	Anoka	24010	1,740	1,740	100.0	0	0.0	19.2	29.3
	Carver	24090	795	795	100.0	0	0.0	27.8	40.0
	Dakota	24180	1,818	1,818	100.0	0	0.0	14.5	21.7
	Hennepin	24260	5,098	5,098	100.0	0	0.0	10.8	18.1
	McLeod	24420	199	181	91.0	18	9.0	51.4	72.5
	Ramsey	24610	2,586	2,586	100.0	0	0.0	5.2	8.7
	Scott	24690	601	601	100.0	0	0.0	25.8	37.0
	Sherburne	24700	498	445	89.4	53	10.6	46.1	64.7
	Washington	24810	1,030	1,030	100.0	0	0.0	10.5	13.1
	Wright	24850	743	743	100.0	0	0.0	40.7	57.8
<b>Grand Totals</b>			<b>15,108</b>	<b>15,037</b>	<b>99.5</b>	<b>71</b>	<b>0.5</b>	<b>15.9</b>	<b>24.0</b>

# Infectious Disease/Achieve Network/MNN003

May 15, 2024

Created by...  
**HealthPartners**

**Infectious Disease**

229 providers at 97 locations

◆ All providers

**Infectious Disease**

Employee Group  
National Proxy Census  
(Achieve)

Provider Group  
Infectious Disease

15,108 eligible locations

● With access (15,108)

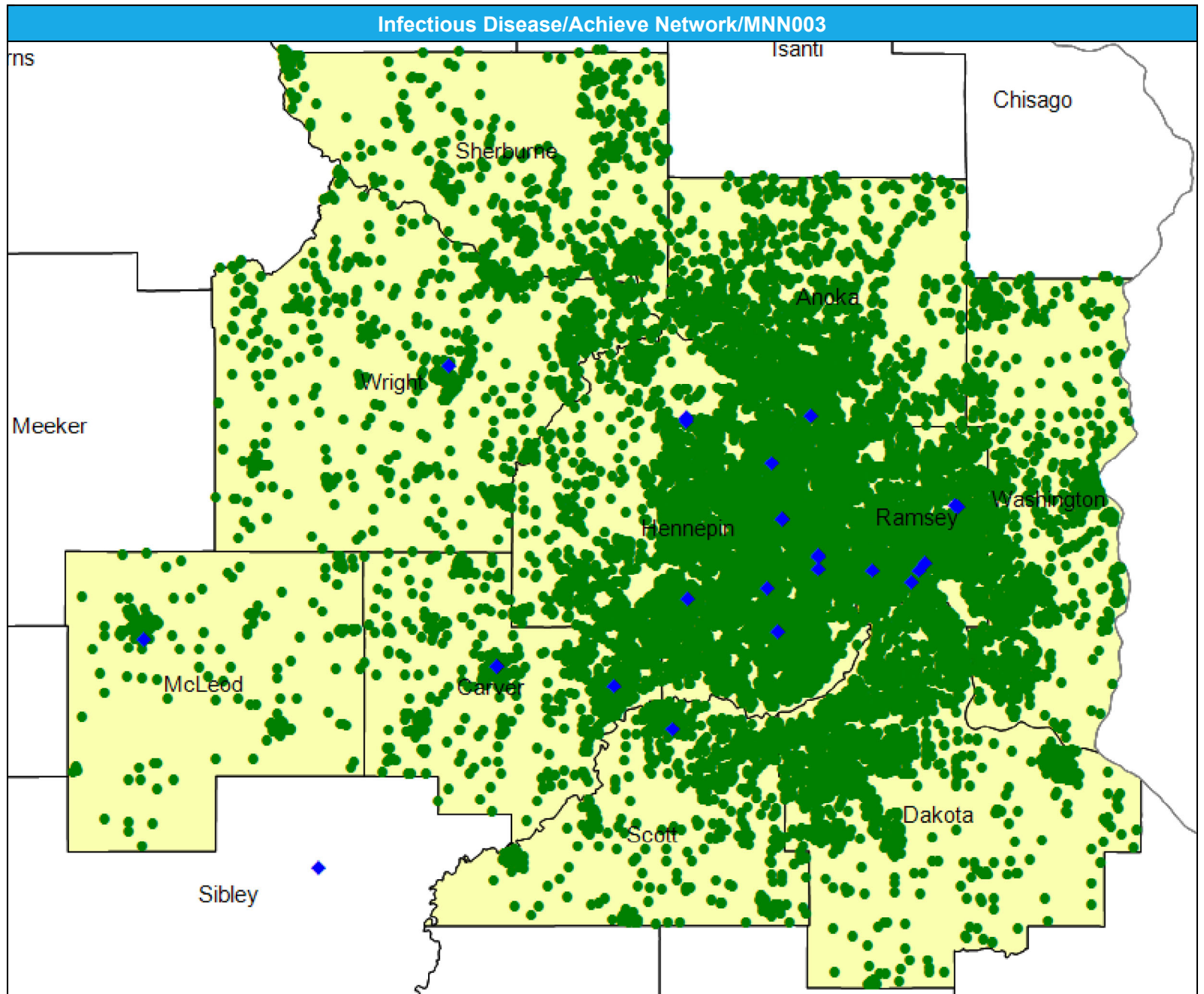
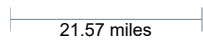
● Without access (0)

The Access Standard is defined as  
(National Proxy Census  
(Achieve)) eligibles accessing:

1 (Infectious Disease) provider  
in 60 miles or 60 minutes

**Service Areas**

■ Achieve





# Access Detail By County SSA

May 15, 2024

Created by...  
HealthPartners

**Access Analysis**  
Infectious Disease

**Eligible / Provider Groups**  
National Proxy Census (Achieve)  
Infectious Disease

<sup>1</sup> The Access Standard is defined as (National Proxy Census (Achieve)) eligibles accessing:  
1 (Infectious Disease) provider in 60 miles or 60 minutes

Infectious Disease/Achieve Network/MNN003									
State Name	County	County SSA	Eligible	With Access <sup>1</sup>		Without Access <sup>1</sup>		Average Distance	Average Time
			#	#	%	#	%	1	1
Minnesota	Anoka	24010	1,740	1,740	100.0	0	0.0	8.5	10.9
	Carver	24090	795	795	100.0	0	0.0	5.5	6.1
	Dakota	24180	1,818	1,818	100.0	0	0.0	14.0	18.9
	Hennepin	24260	5,098	5,098	100.0	0	0.0	4.0	6.1
	McLeod	24420	199	199	100.0	0	0.0	9.4	10.2
	Ramsey	24610	2,586	2,586	100.0	0	0.0	3.4	5.3
	Scott	24690	601	601	100.0	0	0.0	9.1	10.1
	Sherburne	24700	498	498	100.0	0	0.0	20.6	23.3
	Washington	24810	1,030	1,030	100.0	0	0.0	12.2	16.5
	Wright	24850	743	743	100.0	0	0.0	11.7	12.9
<b>Grand Totals</b>			<b>15,108</b>	<b>15,108</b>	<b>100.0</b>	<b>0</b>	<b>0.0</b>	<b>7.4</b>	<b>9.9</b>

# Mammography/Achieve Network/MNN003

May 15, 2024

Created by...  
**HealthPartners**

## Mammography

149 providers at 182 locations

◆ All providers

## Mammography

Employee Group

National Proxy Census  
(Achieve)

Provider Group

Mammography

15,108 eligible locations

● With access (15,108)

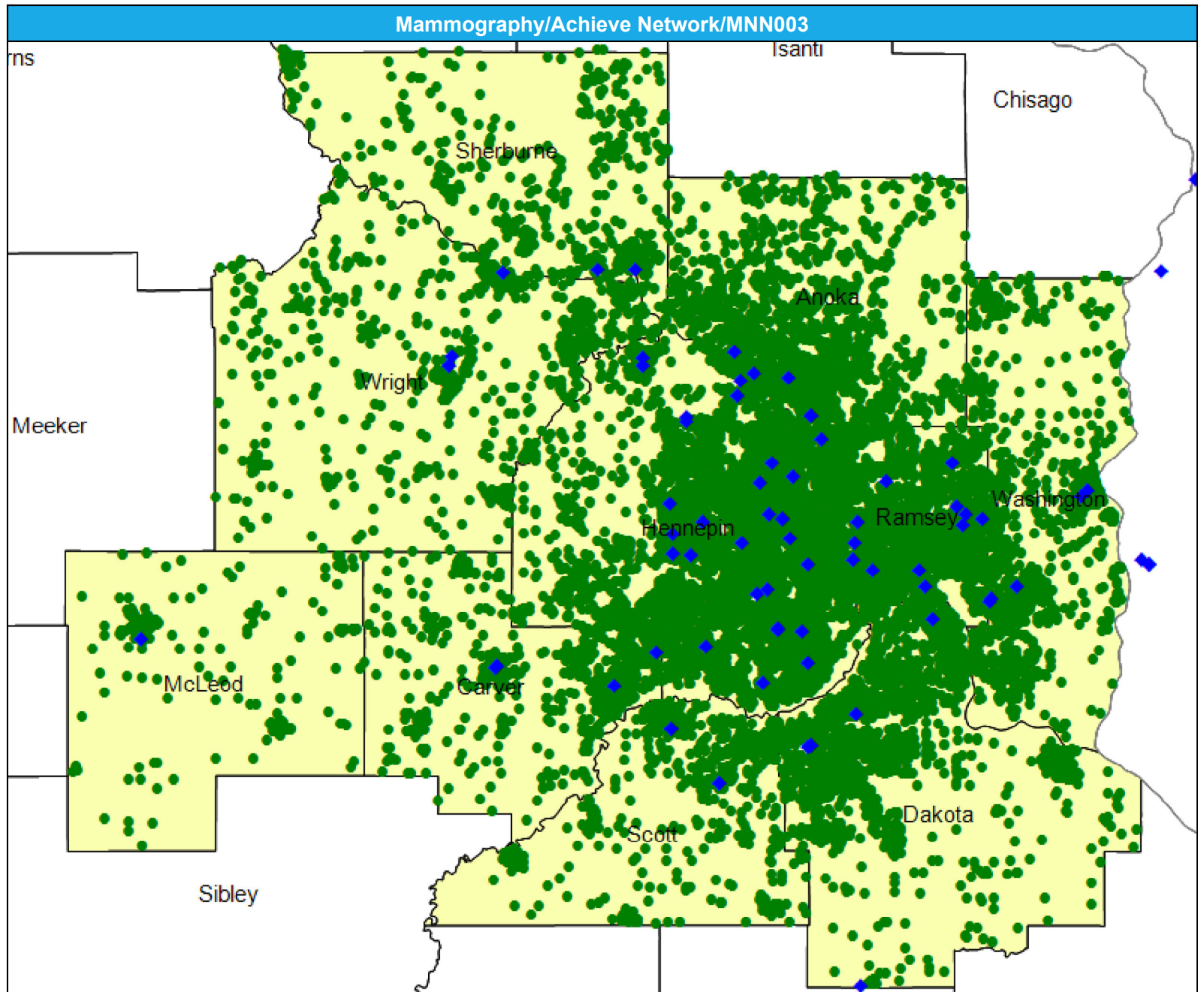
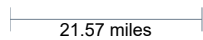
● Without access (0)

The Access Standard is defined as  
(National Proxy Census  
(Achieve)) eligibles accessing:

1 (Mammography) provider in  
60 miles or 60 minutes

## Service Areas

■ Achieve



# Access Detail By County SSA

May 15, 2024

Created by...  
HealthPartners

**Access Analysis**  
Mammography

**Eligible / Provider Groups**  
National Proxy Census (Achieve)  
Mammography

<sup>1</sup> The Access Standard is defined as (National Proxy Census (Achieve)) eligibles accessing: 1 (Mammography) provider in 60 miles or 60 minutes

Mammography/Achieve Network/MNN003									
State Name	County	County SSA	Eligible	With Access <sup>1</sup>		Without Access <sup>1</sup>		Average Distance	Average Time
			#	#	%	#	%	1	1
Minnesota	Anoka	24010	1,740	1,740	100.0	0	0.0	5.5	6.9
	Carver	24090	795	795	100.0	0	0.0	5.0	5.6
	Dakota	24180	1,818	1,818	100.0	0	0.0	6.0	7.4
	Hennepin	24260	5,098	5,098	100.0	0	0.0	2.5	3.8
	McLeod	24420	199	199	100.0	0	0.0	10.2	11.1
	Ramsey	24610	2,586	2,586	100.0	0	0.0	2.2	3.6
	Scott	24690	601	601	100.0	0	0.0	6.2	6.9
	Sherburne	24700	498	498	100.0	0	0.0	7.9	8.6
	Washington	24810	1,030	1,030	100.0	0	0.0	5.4	6.5
	Wright	24850	743	743	100.0	0	0.0	8.4	9.2
<b>Grand Totals</b>			<b>15,108</b>	<b>15,108</b>	<b>100.0</b>	<b>0</b>	<b>0.0</b>	<b>4.3</b>	<b>5.5</b>

# Nephrology/Achieve Network/MNN003

May 15, 2024

Created by...  
**HealthPartners**

### Nephrology

295 providers at 192 locations

◆ All providers

### Nephrology

Employee Group  
National Proxy Census  
(Achieve)

Provider Group  
Nephrology

15,108 eligible locations

● With access (15,108)

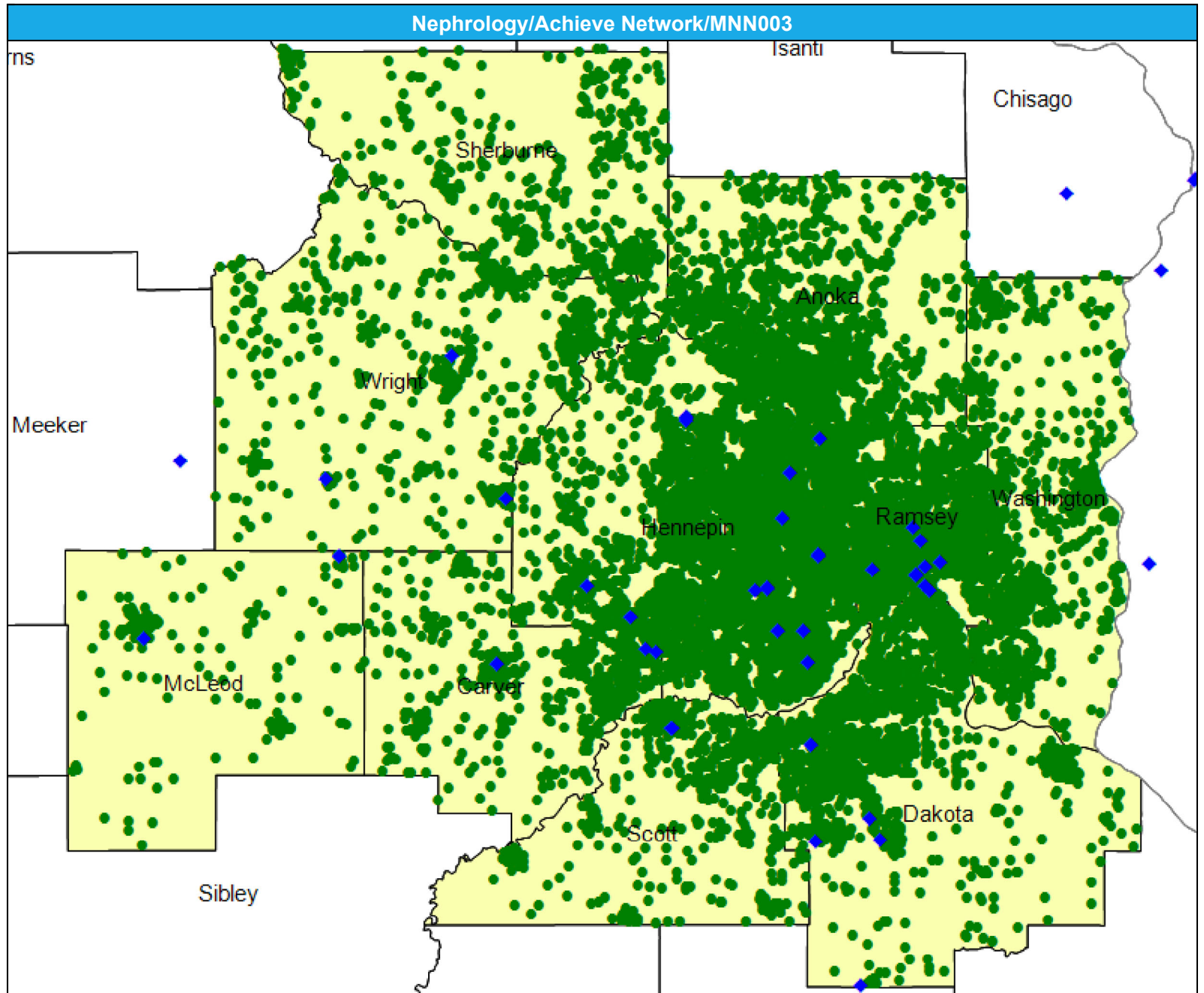
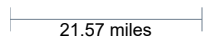
● Without access (0)

The Access Standard is defined as  
(National Proxy Census  
(Achieve)) eligibles accessing:

1 (Nephrology) provider in 60  
miles or 60 minutes

### Service Areas

■ Achieve



# Access Detail By County SSA

May 15, 2024

Created by...  
HealthPartners

**Access Analysis**  
Nephrology

**Eligible / Provider Groups**  
National Proxy Census (Achieve)  
Nephrology

<sup>1</sup> The Access Standard is defined as (National Proxy Census (Achieve)) eligibles accessing: 1 (Nephrology) provider in 60 miles or 60 minutes

Nephrology/Achieve Network/MNN003									
State Name	County	County SSA	Eligible	With Access <sup>1</sup>		Without Access <sup>1</sup>		Average Distance	Average Time
			#	#	%	#	%	1	1
Minnesota	Anoka	24010	1,740	1,740	100.0	0	0.0	9.2	12.6
	Carver	24090	795	795	100.0	0	0.0	5.6	6.2
	Dakota	24180	1,818	1,818	100.0	0	0.0	6.0	7.8
	Hennepin	24260	5,098	5,098	100.0	0	0.0	3.7	5.8
	McLeod	24420	199	199	100.0	0	0.0	8.1	8.7
	Ramsey	24610	2,586	2,586	100.0	0	0.0	3.3	5.2
	Scott	24690	601	601	100.0	0	0.0	7.2	8.0
	Sherburne	24700	498	498	100.0	0	0.0	20.2	22.9
	Washington	24810	1,030	1,030	100.0	0	0.0	10.6	13.7
	Wright	24850	743	743	100.0	0	0.0	8.9	9.9
<b>Grand Totals</b>			<b>15,108</b>	<b>15,108</b>	<b>100.0</b>	<b>0</b>	<b>0.0</b>	<b>6.1</b>	<b>8.2</b>

# Neurology and Neurological Surgery/Achieve Network/MNN003

May 15, 2024

Created by...  
**HealthPartners**

## Neurology and Neurological Surgery

803 providers at 282 locations

◆ All providers

## Neurology and Neurological Surgery

Employee Group

National Proxy Census  
(Achieve)

Provider Group

Neurology and Neurological  
Surgery

15,108 eligible locations

● With access (15,108)

● Without access (0)

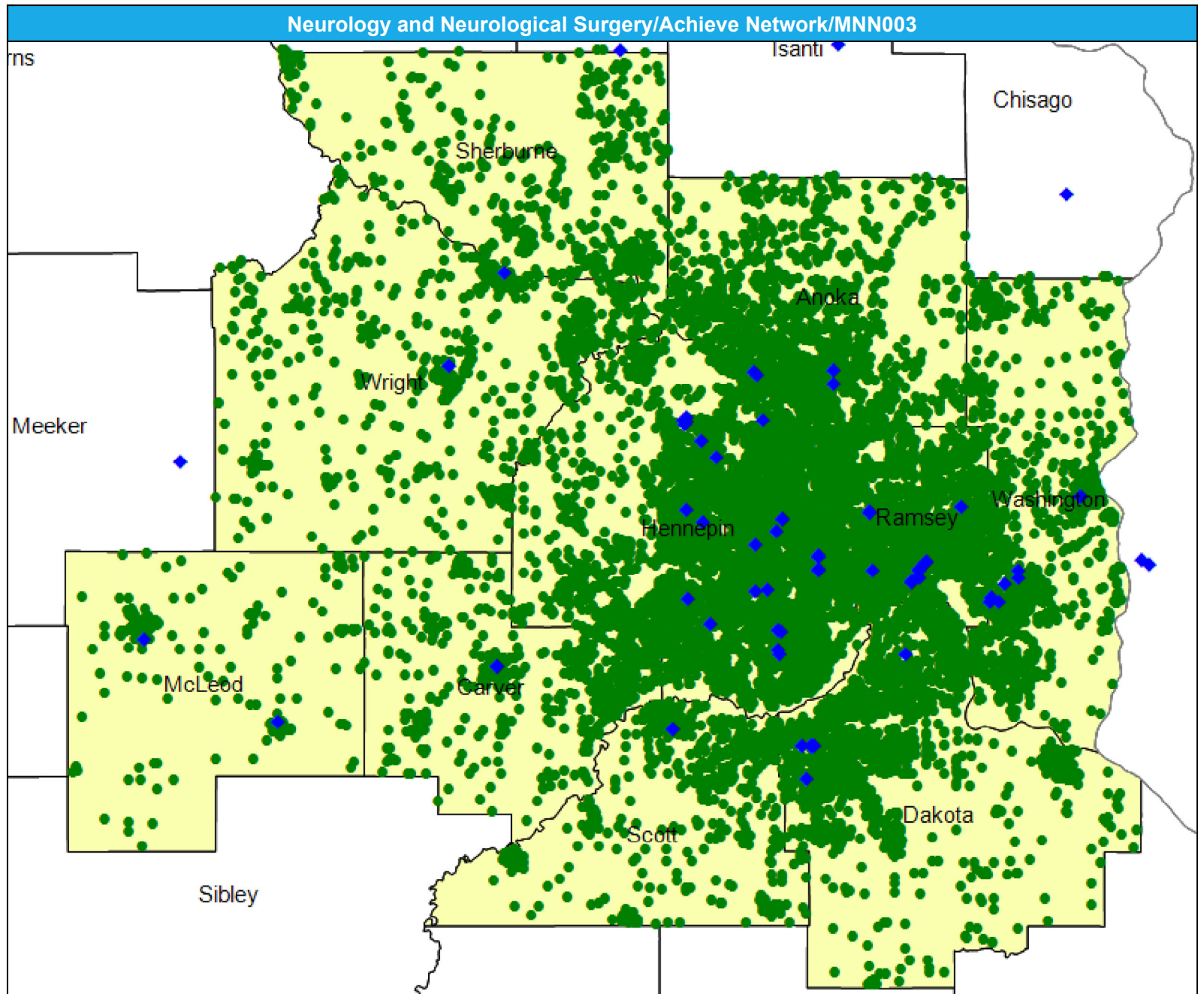
The Access Standard is defined as  
(National Proxy Census  
(Achieve)) eligibles accessing:

1 (Neurology and Neurological  
Surgery) provider in 60 miles or  
60 minutes

## Service Areas

■ Achieve

21.57 miles



# Access Detail By County SSA

May 15, 2024

Created by...  
HealthPartners

**Access Analysis**

Neurology and Neurological Surgery

**Eligible / Provider Groups**

National Proxy Census (Achieve)  
Neurology and Neurological Surgery

<sup>1</sup> The Access Standard is defined as (National Proxy Census (Achieve)) eligibles accessing: 1 (Neurology and Neurological Surgery) provider in 60 miles or 60 minutes

Neurology and Neurological Surgery/Achieve Network/MNN003									
State Name	County	County SSA	Eligible	With Access <sup>1</sup>		Without Access <sup>1</sup>		Average Distance	Average Time
			#	#	%	#	%	1	1
Minnesota	Anoka	24010	1,740	1,740	100.0	0	0.0	5.9	8.1
	Carver	24090	795	795	100.0	0	0.0	7.4	8.3
	Dakota	24180	1,818	1,818	100.0	0	0.0	6.4	7.6
	Hennepin	24260	5,098	5,098	100.0	0	0.0	3.1	4.8
	McLeod	24420	199	199	100.0	0	0.0	6.1	6.6
	Ramsey	24610	2,586	2,586	100.0	0	0.0	2.8	4.4
	Scott	24690	601	601	100.0	0	0.0	7.3	8.2
	Sherburne	24700	498	498	100.0	0	0.0	10.9	11.8
	Washington	24810	1,030	1,030	100.0	0	0.0	5.7	6.8
	Wright	24850	743	743	100.0	0	0.0	8.9	9.8
<b>Grand Totals</b>			<b>15,108</b>	<b>15,108</b>	<b>100.0</b>	<b>0</b>	<b>0.0</b>	<b>4.9</b>	<b>6.4</b>

# Obstetrics and Gynecology Physicians, Certified Nurse Midwives, Certified Professional Midwives, and/or OB/GYN Nurse Practitioners/Achieve Network/MNN003

May 15, 2024

Created by...  
HealthPartners

**Obstetrics and Gynecology Physicians, Certified Nurse Midwives, Certified Professional Midwives, and/or OB/GYN Nurse Practitioners**

2,012 providers at 644 locations

◆ All providers

**OB/GYN**

Employee Group  
National Proxy Census (Achieve)

Provider Group  
Obstetrics and Gynecology Physicians, Certified Nurse Midwives, Certified Professional Midwives, and/or OB/GYN Nurse Practitioners

15,108 eligible locations

● With access (15,108)

● Without access (0)

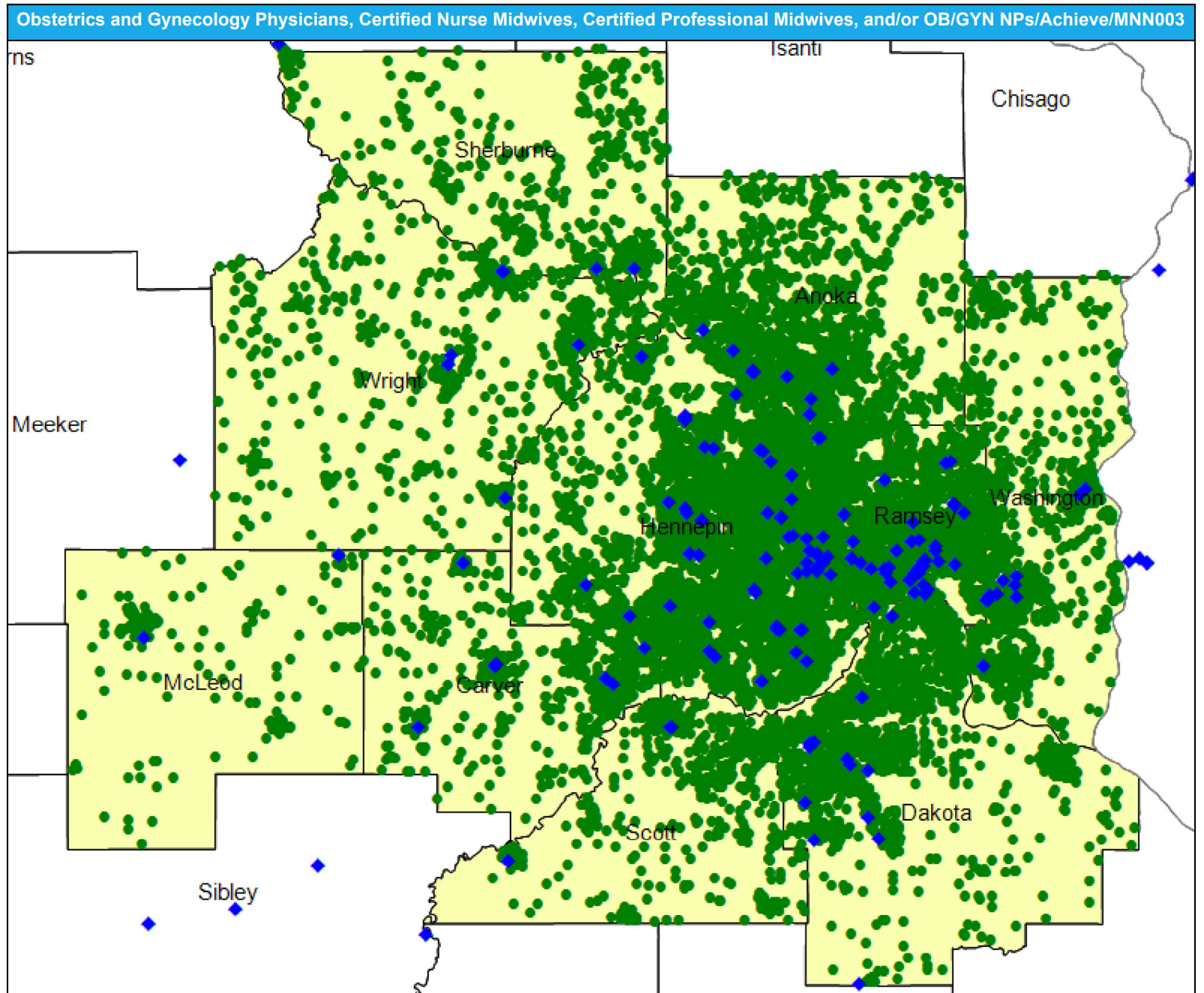
The Access Standard is defined as (National Proxy Census (Achieve)) eligibles accessing:

1 (Obstetrics and Gynecology Physicians, Certified Nurse Midwives, Certified Professional Midwives, and/or OB/GYN Nurse Practitioners) provider in 60 miles or 60 minutes

**Service Areas**

■ Achieve

21.57 miles





# Access Detail By County SSA

May 15, 2024

Created by...  
HealthPartners

Access Analysis  
OB/GYN

Eligible / Provider Groups

National Proxy Census (Achieve)  
Obstetrics and Gynecology Physicians, Certified Nurse Midwives, Certified Professional Midwives, and/or OB/GYN Nurse Practitioners

<sup>1</sup> The Access Standard is defined as (National Proxy Census (Achieve)) eligibles accessing: 1 (Obstetrics and Gynecology Physicians, Certified Nurse Midwives, Certified Professional Midwives, and/or OB/GYN Nurse Practitioners) provider in 60 miles or 60 minutes

Obstetrics and Gynecology Physicians, Certified Nurse Midwives, Certified Professional Midwives, OB/GYN NPs/Achieve/MN										
State Name	County	County SSA	Eligible		With Access <sup>1</sup>		Without Access <sup>1</sup>		Average Distance	Average Time
			#	%	#	%	#	%	1	1
Minnesota	Anoka	24010	1,740	100.0	1,740	100.0	0	0.0	4.4	5.8
	Carver	24090	795	100.0	795	100.0	0	0.0	2.9	3.2
	Dakota	24180	1,818	100.0	1,818	100.0	0	0.0	3.8	4.7
	Hennepin	24260	5,098	100.0	5,098	100.0	0	0.0	1.9	2.9
	McLeod	24420	199	100.0	199	100.0	0	0.0	6.6	7.2
	Ramsey	24610	2,586	100.0	2,586	100.0	0	0.0	1.5	2.4
	Scott	24690	601	100.0	601	100.0	0	0.0	5.5	6.1
	Sherburne	24700	498	100.0	498	100.0	0	0.0	7.4	8.0
	Washington	24810	1,030	100.0	1,030	100.0	0	0.0	4.5	5.3
	Wright	24850	743	100.0	743	100.0	0	0.0	5.5	6.0
<b>Grand Totals</b>			<b>15,108</b>	<b>100.0</b>	<b>15,108</b>	<b>100.0</b>	<b>0</b>	<b>0.0</b>	<b>3.1</b>	<b>4.1</b>

# Oncology Medical/Surgical/Achieve Network/MNN003

May 15, 2024

Created by...  
**HealthPartners**

### Oncology Medical/Surgical

662 providers at 307 locations

◆ All providers

### Oncology Medical/Surgical

Employee Group

National Proxy Census  
(Achieve)

Provider Group

Oncology Medical/Surgical

15,108 eligible locations

● With access (15,108)

● Without access (0)

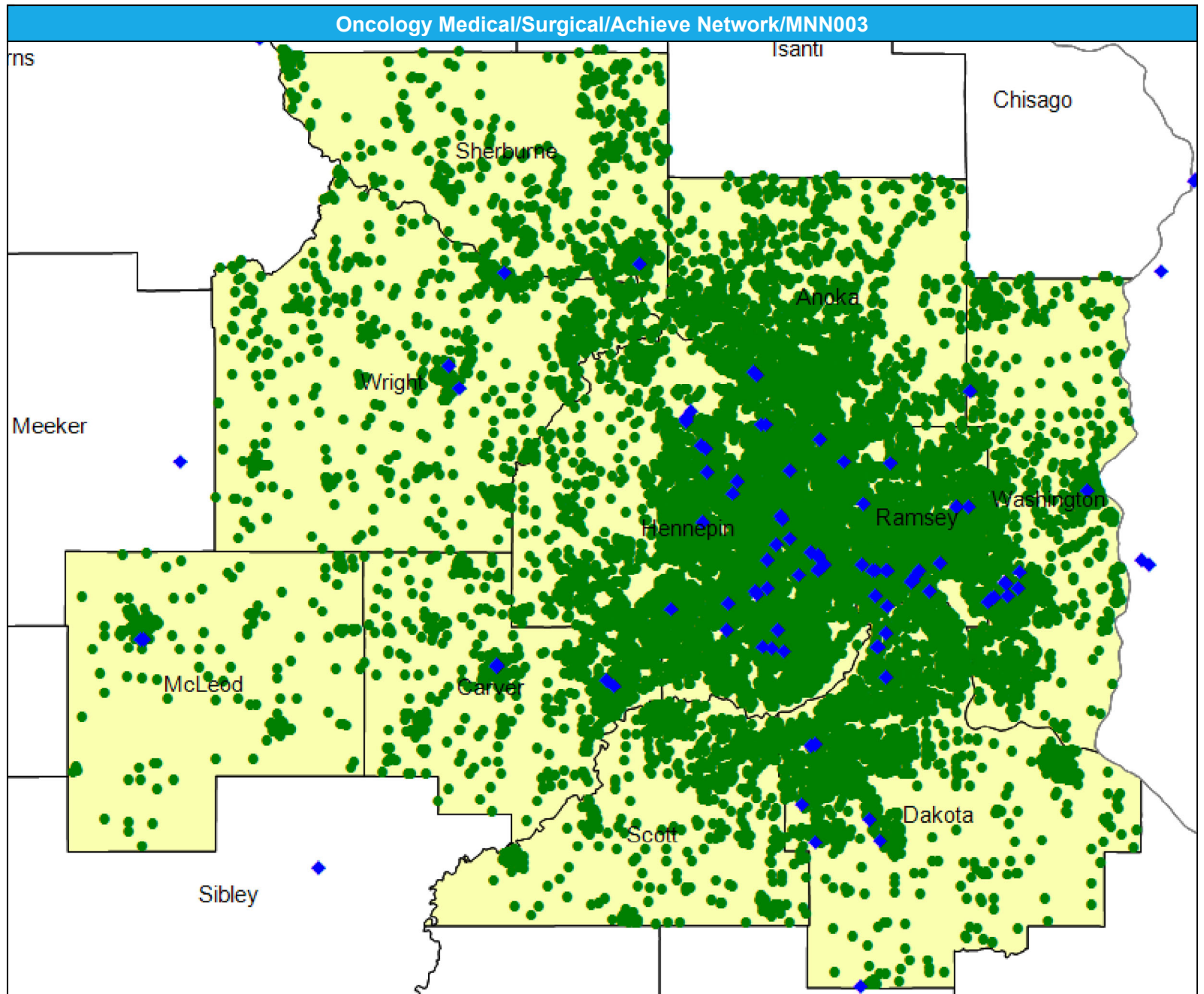
The Access Standard is defined as  
(National Proxy Census  
(Achieve)) eligibles accessing:

1 (Oncology Medical/Surgical)  
provider in 60 miles or 60  
minutes

### Service Areas

■ Achieve

21.57 miles



# Access Detail By County SSA

May 15, 2024

Created by...  
HealthPartners

**Access Analysis**

Oncology Medical/Surgical

**Eligible / Provider Groups**

National Proxy Census  
(Achieve)

Oncology Medical/Surgical

<sup>1</sup> The Access Standard is defined as (National Proxy Census (Achieve)) eligibles accessing: 1 (Oncology Medical/Surgical) provider in 60 miles or 60 minutes

Oncology Medical/Surgical/Achieve Network/MNN003									
State Name	County	County SSA	Eligible	With Access <sup>1</sup>		Without Access <sup>1</sup>		Average Distance	Average Time
			#	#	%	#	%	1	1
Minnesota	Anoka	24010	1,740	1,740	100.0	0	0.0	6.3	7.9
	Carver	24090	795	795	100.0	0	0.0	5.2	5.8
	Dakota	24180	1,818	1,818	100.0	0	0.0	4.8	5.9
	Hennepin	24260	5,098	5,098	100.0	0	0.0	2.7	4.0
	McLeod	24420	199	199	100.0	0	0.0	9.3	10.1
	Ramsey	24610	2,586	2,586	100.0	0	0.0	1.9	3.0
	Scott	24690	601	601	100.0	0	0.0	8.6	9.7
	Sherburne	24700	498	498	100.0	0	0.0	8.1	8.9
	Washington	24810	1,030	1,030	100.0	0	0.0	4.6	5.5
	Wright	24850	743	743	100.0	0	0.0	7.9	8.7
<b>Grand Totals</b>			<b>15,108</b>	<b>15,108</b>	<b>100.0</b>	<b>0</b>	<b>0.0</b>	<b>4.2</b>	<b>5.4</b>

# Oncology Radiation/Achieve Network/MNN003

May 15, 2024

Created by...  
**HealthPartners**

### Oncology Radiation

474 providers at 204 locations

- ◆ All providers

### Oncology Radiation

Employee Group  
National Proxy Census  
(Achieve)

Provider Group  
Oncology Radiation

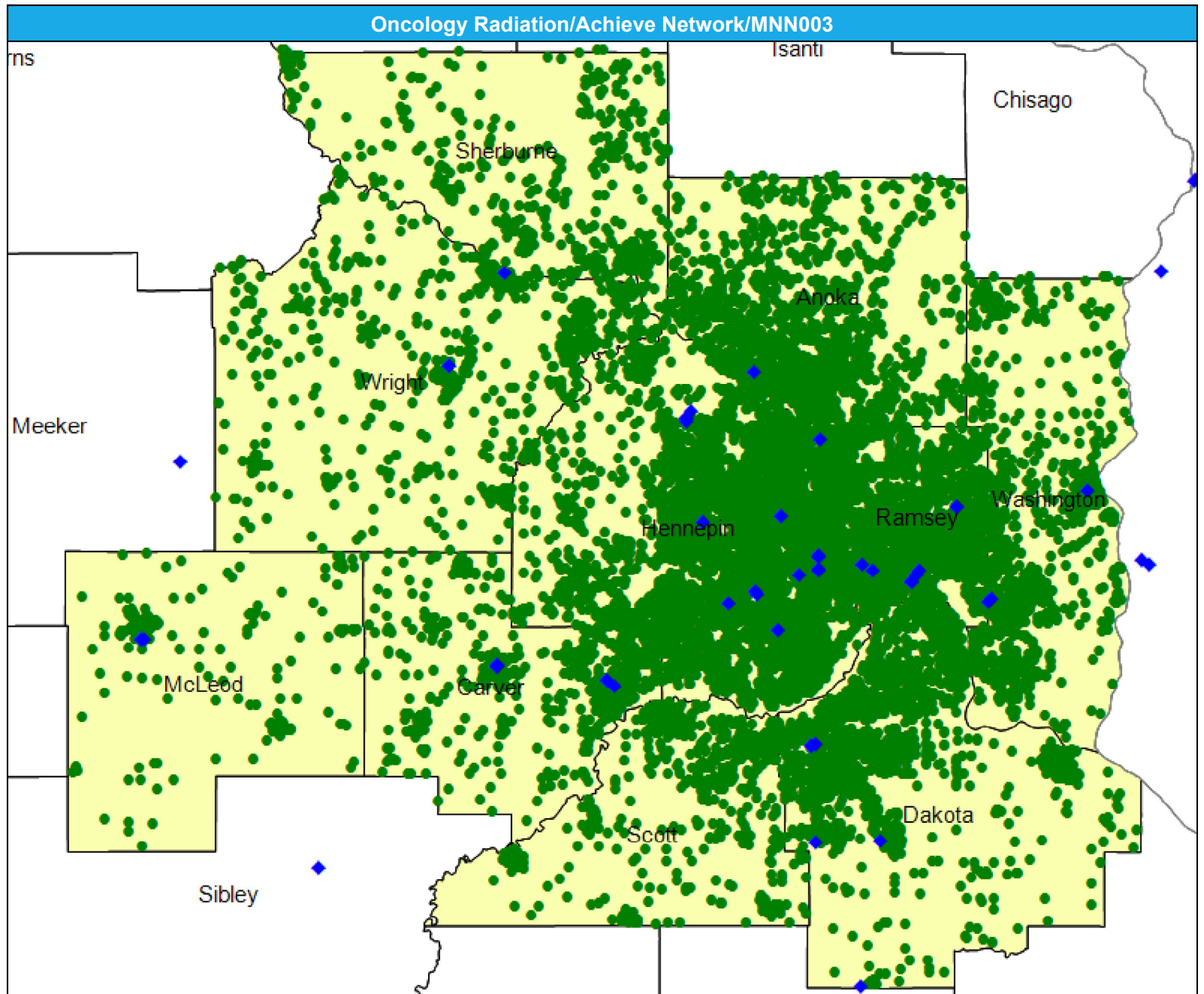
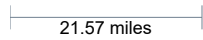
15,108 eligible locations

- With access (15,108)
- Without access (0)

The Access Standard is defined as  
(National Proxy Census  
(Achieve)) eligibles accessing:  
1 (Oncology Radiation) provider  
in 60 miles or 60 minutes

### Service Areas

- Achieve



# Access Detail By County SSA

May 15, 2024

Created by...  
HealthPartners

**Access Analysis**  
Oncology Radiation

**Eligible / Provider Groups**  
National Proxy Census (Achieve)  
Oncology Radiation

<sup>1</sup> The Access Standard is defined as (National Proxy Census (Achieve)) eligibles accessing:  
1 (Oncology Radiation) provider in 60 miles or 60 minutes

Oncology Radiation/Achieve Network/MNN003									
State Name	County	County SSA	Eligible	With Access <sup>1</sup>		Without Access <sup>1</sup>		Average Distance	Average Time
			#	#	%	#	%	1	1
Minnesota	Anoka	24010	1,740	1,740	100.0	0	0.0	7.2	9.5
	Carver	24090	795	795	100.0	0	0.0	5.4	5.9
	Dakota	24180	1,818	1,818	100.0	0	0.0	6.3	8.0
	Hennepin	24260	5,098	5,098	100.0	0	0.0	3.8	5.9
	McLeod	24420	199	199	100.0	0	0.0	9.3	10.1
	Ramsey	24610	2,586	2,586	100.0	0	0.0	3.1	5.0
	Scott	24690	601	601	100.0	0	0.0	8.9	10.1
	Sherburne	24700	498	498	100.0	0	0.0	14.3	15.6
	Washington	24810	1,030	1,030	100.0	0	0.0	6.3	7.5
	Wright	24850	743	743	100.0	0	0.0	8.9	9.8
<b>Grand Totals</b>			<b>15,108</b>	<b>15,108</b>	<b>100.0</b>	<b>0</b>	<b>0.0</b>	<b>5.5</b>	<b>7.2</b>

# Ophthalmology/Achieve Network/MNN003

May 15, 2024

Created by...  
**HealthPartners**

### Ophthalmology

482 providers at 298 locations

◆ All providers

### Ophthalmology

Employee Group  
National Proxy Census  
(Achieve)

Provider Group  
Ophthalmology

15,108 eligible locations

● With access (15,108)

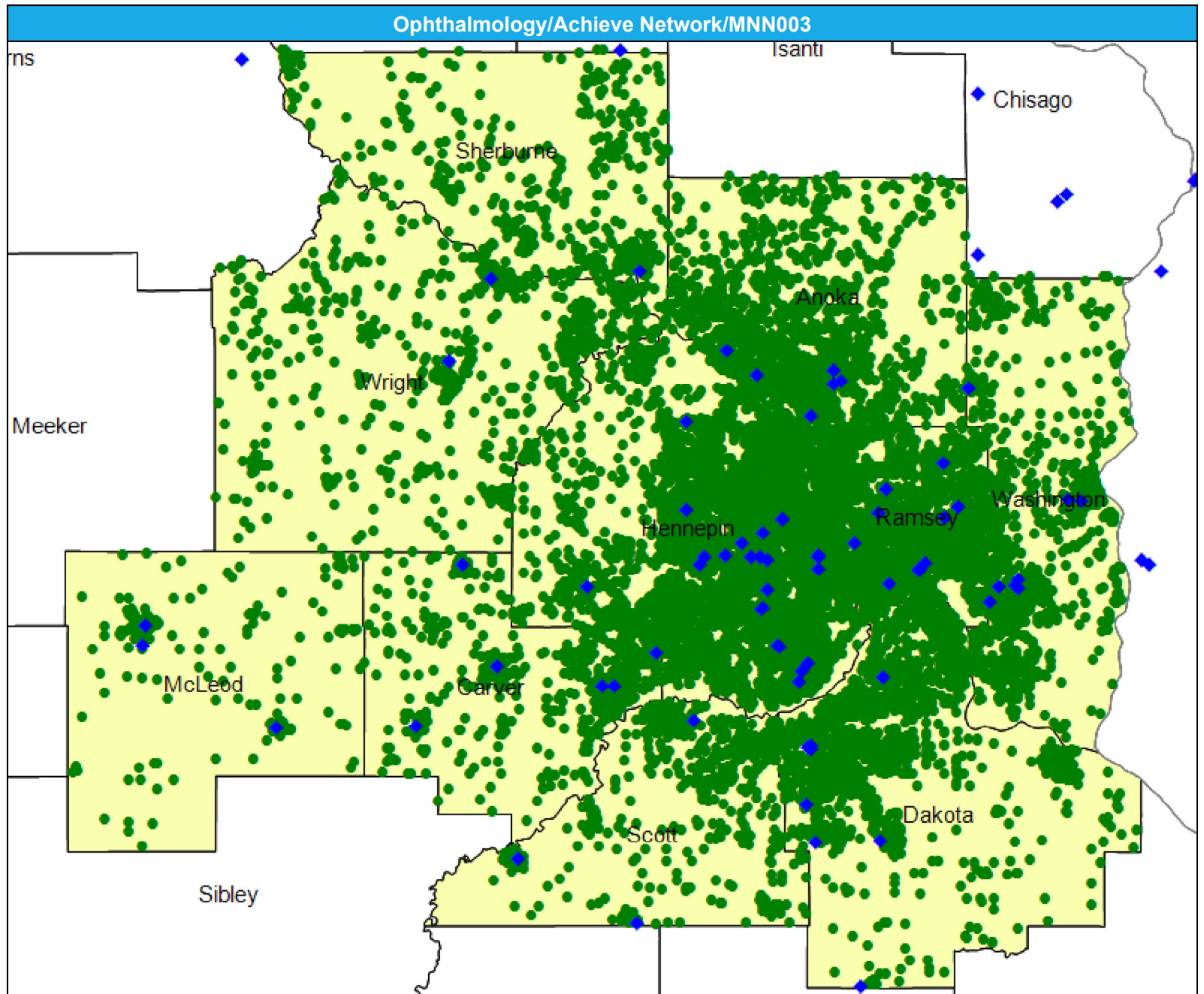
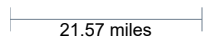
● Without access (0)

The Access Standard is defined as  
(National Proxy Census  
(Achieve)) eligibles accessing:

1 (Ophthalmology) provider in  
60 miles or 60 minutes

### Service Areas

■ Achieve



# Access Detail By County SSA

May 15, 2024

Created by...  
HealthPartners

**Access Analysis**  
Ophthalmology

**Eligible / Provider Groups**  
National Proxy Census (Achieve)  
Ophthalmology

<sup>1</sup> The Access Standard is defined as (National Proxy Census (Achieve)) eligibles accessing: 1 (Ophthalmology) provider in 60 miles or 60 minutes

Ophthalmology/Achieve Network/MNN003									
State Name	County	County SSA	Eligible	With Access <sup>1</sup>		Without Access <sup>1</sup>		Average Distance	Average Time
			#	#	%	#	%	1	1
Minnesota	Anoka	24010	1,740	1,740	100.0	0	0.0	4.7	6.0
	Carver	24090	795	795	100.0	0	0.0	3.0	3.4
	Dakota	24180	1,818	1,818	100.0	0	0.0	5.2	6.6
	Hennepin	24260	5,098	5,098	100.0	0	0.0	2.9	4.5
	McLeod	24420	199	199	100.0	0	0.0	5.3	5.7
	Ramsey	24610	2,586	2,586	100.0	0	0.0	2.4	3.8
	Scott	24690	601	601	100.0	0	0.0	4.7	5.3
	Sherburne	24700	498	498	100.0	0	0.0	6.8	7.4
	Washington	24810	1,030	1,030	100.0	0	0.0	4.3	5.2
	Wright	24850	743	743	100.0	0	0.0	8.5	9.3
<b>Grand Totals</b>			<b>15,108</b>	<b>15,108</b>	<b>100.0</b>	<b>0</b>	<b>0.0</b>	<b>3.9</b>	<b>5.2</b>

# Orthopedic Surgery/Achieve Network/MNN003

May 15, 2024

Created by...  
**HealthPartners**

### Orthopedic Surgery

843 providers at 463 locations

◆ All providers

### Orthopedic Surgery

Employee Group

National Proxy Census  
(Achieve)

Provider Group

Orthopedic Surgery

15,108 eligible locations

● With access (15,108)

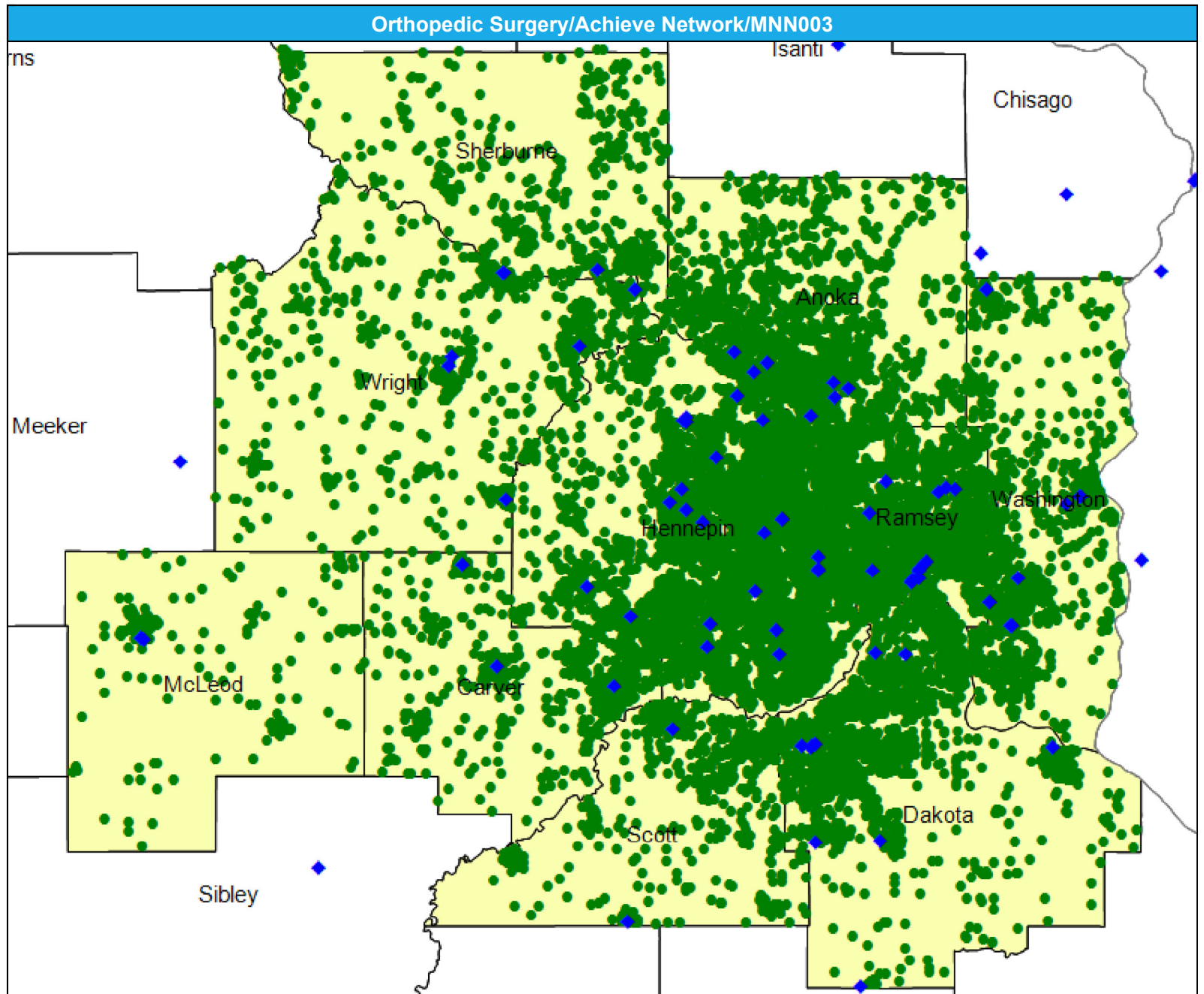
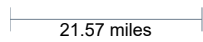
● Without access (0)

The Access Standard is defined as  
(National Proxy Census  
(Achieve)) eligibles accessing:

1 (Orthopedic Surgery) provider  
in 60 miles or 60 minutes

### Service Areas

■ Achieve





# Access Detail By County SSA

May 15, 2024

Created by...  
HealthPartners

**Access Analysis**  
Orthopedic Surgery

**Eligible / Provider Groups**  
National Proxy Census (Achieve)  
Orthopedic Surgery

<sup>1</sup> The Access Standard is defined as (National Proxy Census (Achieve)) eligibles accessing:  
1 (Orthopedic Surgery) provider in 60 miles or 60 minutes

Orthopedic Surgery/Achieve Network/MNN003									
State Name	County	County SSA	Eligible	With Access <sup>1</sup>		Without Access <sup>1</sup>		Average Distance	Average Time
			#	#	%	#	%	1	1
Minnesota	Anoka	24010	1,740	1,740	100.0	0	0.0	4.6	5.8
	Carver	24090	795	795	100.0	0	0.0	4.4	4.9
	Dakota	24180	1,818	1,818	100.0	0	0.0	4.1	5.0
	Hennepin	24260	5,098	5,098	100.0	0	0.0	2.7	4.2
	McLeod	24420	199	199	100.0	0	0.0	8.6	9.3
	Ramsey	24610	2,586	2,586	100.0	0	0.0	2.5	3.9
	Scott	24690	601	601	100.0	0	0.0	5.6	6.3
	Sherburne	24700	498	498	100.0	0	0.0	8.3	9.1
	Washington	24810	1,030	1,030	100.0	0	0.0	3.8	4.6
	Wright	24850	743	743	100.0	0	0.0	5.8	6.3
<b>Grand Totals</b>			<b>15,108</b>	<b>15,108</b>	<b>100.0</b>	<b>0</b>	<b>0.0</b>	<b>3.7</b>	<b>4.9</b>

# Otolaryngology/Achieve Network/MNN003

May 15, 2024

Created by...  
**HealthPartners**

### Otolaryngology

310 providers at 236 locations

◆ All providers

### Otolaryngology

Employee Group  
National Proxy Census  
(Achieve)

Provider Group  
Otolaryngology

15,108 eligible locations

● With access (15,108)

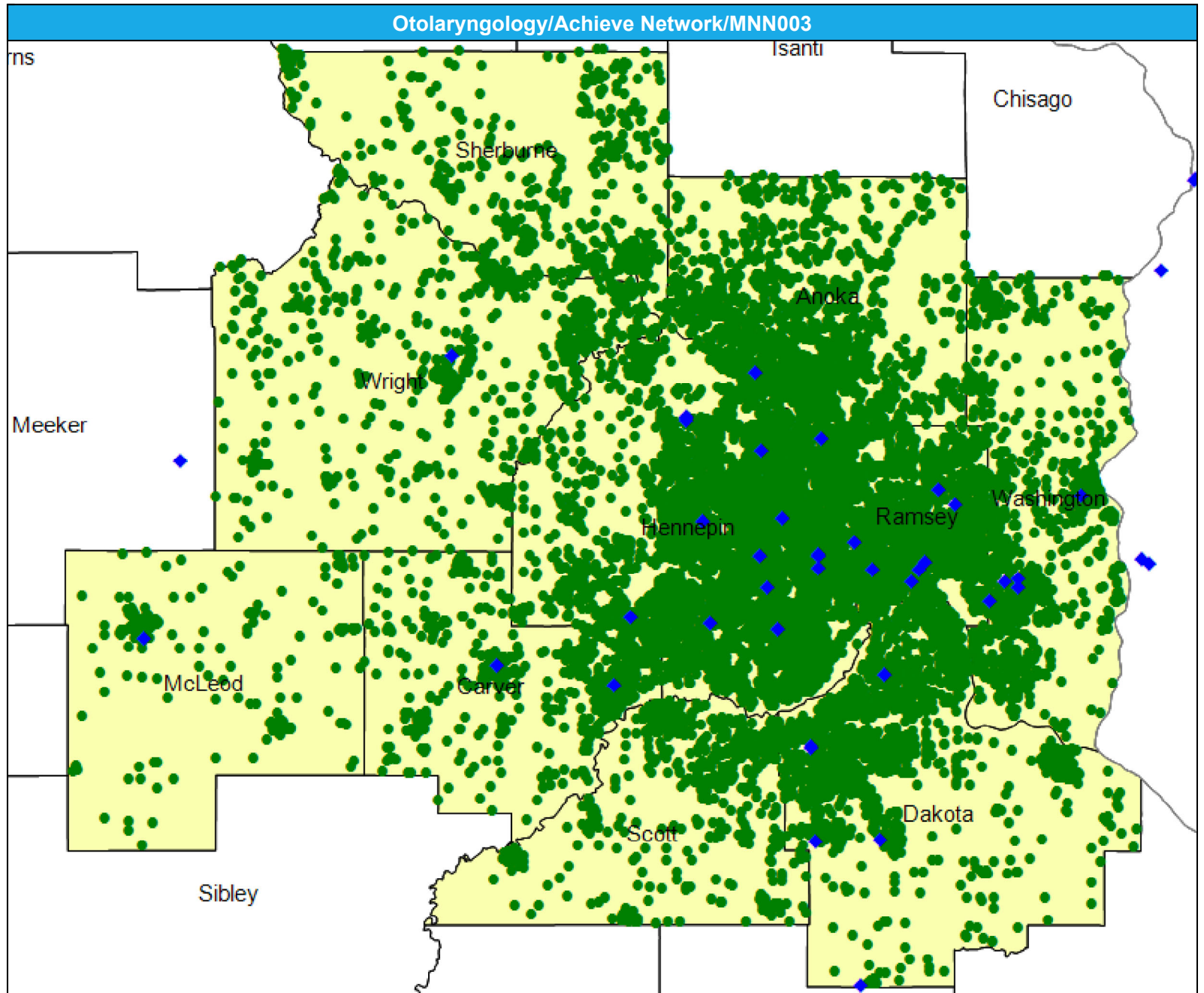
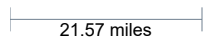
● Without access (0)

The Access Standard is defined as  
(National Proxy Census  
(Achieve)) eligibles accessing:

1 (Otolaryngology) provider in  
60 miles or 60 minutes

### Service Areas

■ Achieve



# Access Detail By County SSA

May 15, 2024

Created by...  
HealthPartners

**Access Analysis**  
Otolaryngology

**Eligible / Provider Groups**  
National Proxy Census (Achieve)  
Otolaryngology

<sup>1</sup> The Access Standard is defined as (National Proxy Census (Achieve)) eligibles accessing: 1 (Otolaryngology) provider in 60 miles or 60 minutes

Otolaryngology/Achieve Network/MNN003									
State Name	County	County SSA	Eligible	With Access <sup>1</sup>		Without Access <sup>1</sup>		Average Distance	Average Time
			#	#	%	#	%	1	1
Minnesota	Anoka	24010	1,740	1,740	100.0	0	0.0	7.2	9.5
	Carver	24090	795	795	100.0	0	0.0	5.1	5.6
	Dakota	24180	1,818	1,818	100.0	0	0.0	5.4	6.7
	Hennepin	24260	5,098	5,098	100.0	0	0.0	3.3	5.1
	McLeod	24420	199	199	100.0	0	0.0	10.2	11.1
	Ramsey	24610	2,586	2,586	100.0	0	0.0	2.7	4.4
	Scott	24690	601	601	100.0	0	0.0	8.9	10.1
	Sherburne	24700	498	498	100.0	0	0.0	20.3	22.9
	Washington	24810	1,030	1,030	100.0	0	0.0	5.8	6.9
	Wright	24850	743	743	100.0	0	0.0	10.7	11.8
<b>Grand Totals</b>			<b>15,108</b>	<b>15,108</b>	<b>100.0</b>	<b>0</b>	<b>0.0</b>	<b>5.4</b>	<b>7.0</b>

# Outpatient Infusion/Chemotherapy/Achieve Network/MNN003

May 15, 2024

Created by...  
**HealthPartners**

### Outpatient Infusion/Chemotherapy

225 providers at 253 locations

◆ All providers

### Outpatient Infusion/Chemotherapy

Employee Group  
National Proxy Census (Achieve)

Provider Group  
Outpatient Infusion/Chemotherapy

15,108 eligible locations

● With access (15,108)

● Without access (0)

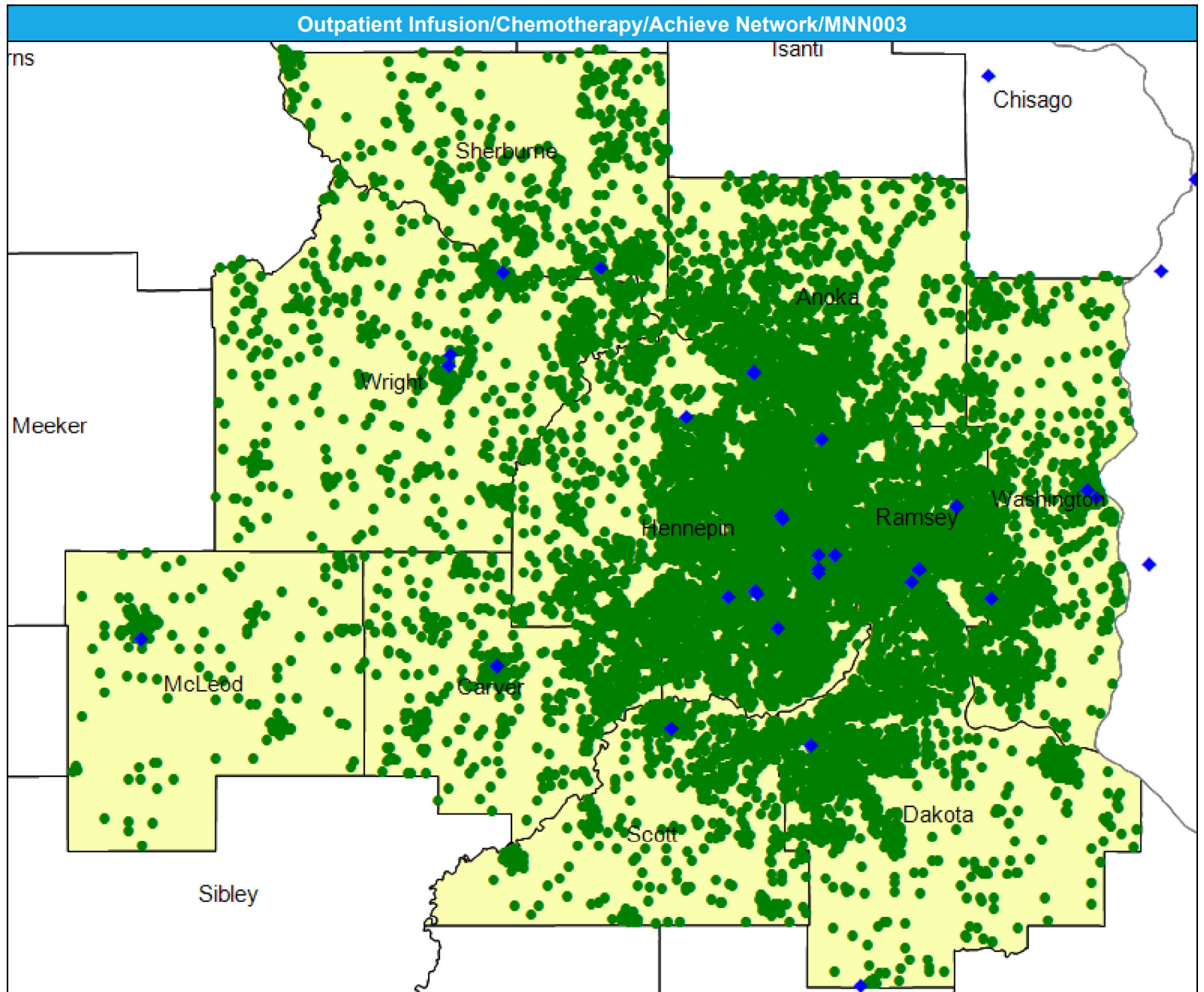
The Access Standard is defined as (National Proxy Census (Achieve)) eligibles accessing:

1 (Outpatient Infusion/Chemotherapy) provider in 60 miles or 60 minutes

### Service Areas

■ Achieve

21.57 miles



## Access Detail By County SSA

May 15, 2024

Created by...  
HealthPartners

**Access Analysis**  
Outpatient  
Infusion/Chemotherapy

**Eligible / Provider Groups**  
National Proxy Census  
(Achieve)  
Outpatient  
Infusion/Chemotherapy

<sup>1</sup> The Access Standard is defined as (National Proxy Census (Achieve)) eligibles accessing:  
1 (Outpatient  
Infusion/Chemotherapy) provider in 60 miles or 60 minutes

Outpatient Infusion/Chemotherapy/Achieve Network/MNN003									
State Name	County	County SSA	Eligible	With Access <sup>1</sup>		Without Access <sup>1</sup>		Average Distance	Average Time
			#	#	%	#	%	1	1
Minnesota	Anoka	24010	1,740	1,740	100.0	0	0.0	6.9	9.1
	Carver	24090	795	795	100.0	0	0.0	7.8	8.7
	Dakota	24180	1,818	1,818	100.0	0	0.0	7.6	9.6
	Hennepin	24260	5,098	5,098	100.0	0	0.0	4.4	6.8
	McLeod	24420	199	199	100.0	0	0.0	10.2	11.1
	Ramsey	24610	2,586	2,586	100.0	0	0.0	3.5	5.8
	Scott	24690	601	601	100.0	0	0.0	7.8	8.8
	Sherburne	24700	498	498	100.0	0	0.0	10.4	11.3
	Washington	24810	1,030	1,030	100.0	0	0.0	6.2	7.5
	Wright	24850	743	743	100.0	0	0.0	8.9	9.7
	<b>Grand Totals</b>		<b>15,108</b>	<b>15,108</b>	<b>100.0</b>	<b>0</b>	<b>0.0</b>	<b>5.8</b>	<b>7.8</b>

# Pediatric Specialty/Achieve Network/MNN003

May 15, 2024

Created by...  
**HealthPartners**

### Pediatric Specialty

1,044 providers at 495 locations

◆ All providers

### Pediatric Specialty

Employee Group

National Proxy Census  
(Achieve)

Provider Group

Pediatric Specialty

15,108 eligible locations

● With access (15,108)

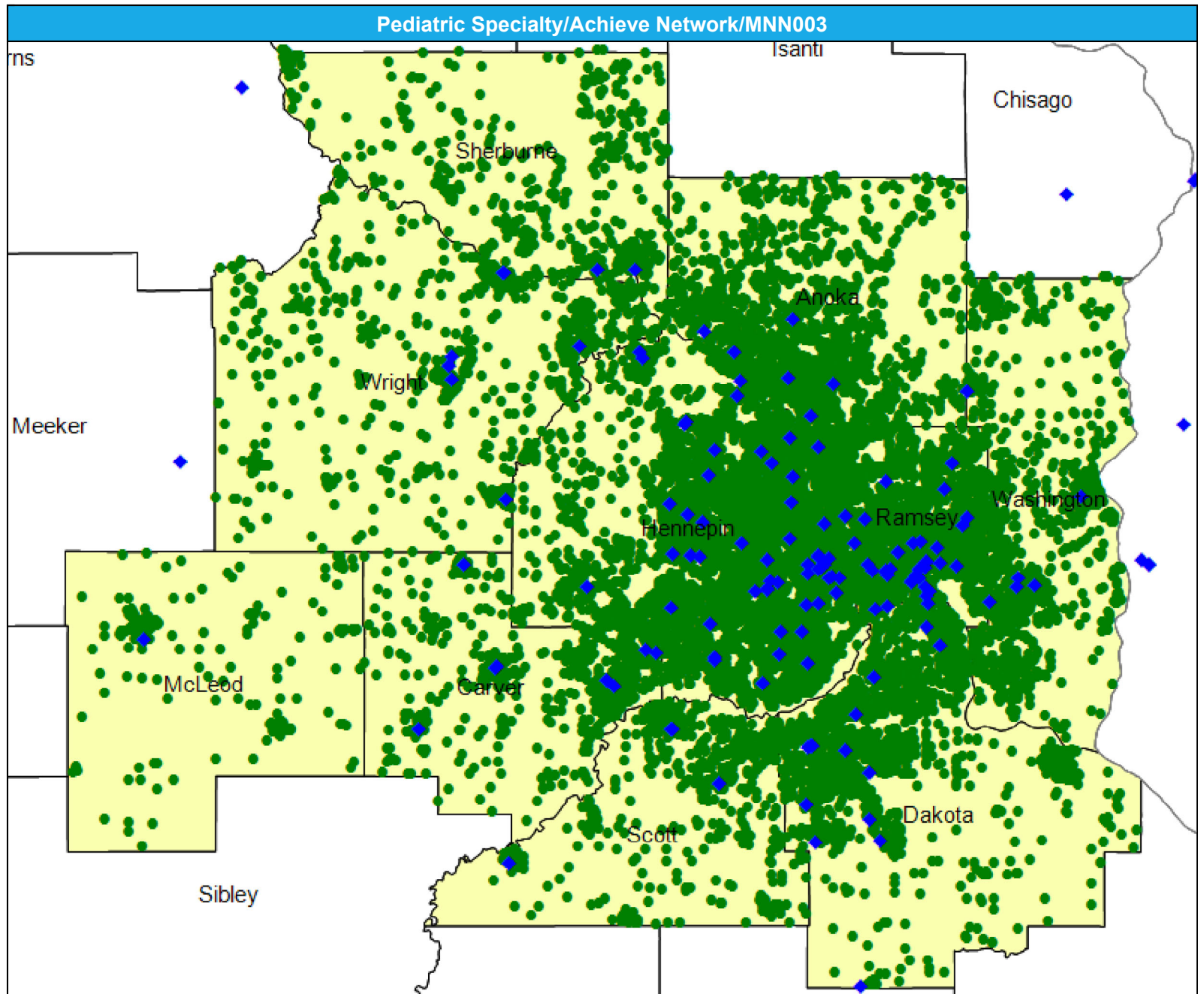
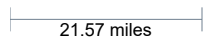
● Without access (0)

The Access Standard is defined as  
(National Proxy Census  
(Achieve)) eligibles accessing:

1 (Pediatric Specialty) provider  
in 60 miles or 60 minutes

### Service Areas

■ Achieve



# Access Detail By County SSA

May 15, 2024

Created by...  
HealthPartners

**Access Analysis**  
Pediatric Specialty

**Eligible / Provider Groups**  
National Proxy Census (Achieve)  
Pediatric Specialty

<sup>1</sup> The Access Standard is defined as (National Proxy Census (Achieve)) eligibles accessing:  
1 (Pediatric Specialty) provider in 60 miles or 60 minutes

Pediatric Specialty/Achieve Network/MNN003									
State Name	County	County SSA	Eligible	With Access <sup>1</sup>		Without Access <sup>1</sup>		Average Distance	Average Time
			#	#	%	#	%	1	1
Minnesota	Anoka	24010	1,740	1,740	100.0	0	0.0	3.8	4.7
	Carver	24090	795	795	100.0	0	0.0	3.0	3.3
	Dakota	24180	1,818	1,818	100.0	0	0.0	3.6	4.5
	Hennepin	24260	5,098	5,098	100.0	0	0.0	1.8	2.7
	McLeod	24420	199	199	100.0	0	0.0	8.1	8.7
	Ramsey	24610	2,586	2,586	100.0	0	0.0	1.5	2.4
	Scott	24690	601	601	100.0	0	0.0	4.4	4.9
	Sherburne	24700	498	498	100.0	0	0.0	7.6	8.3
	Washington	24810	1,030	1,030	100.0	0	0.0	4.6	5.4
	Wright	24850	743	743	100.0	0	0.0	5.6	6.1
<b>Grand Totals</b>			<b>15,108</b>	<b>15,108</b>	<b>100.0</b>	<b>0</b>	<b>0.0</b>	<b>3.0</b>	<b>3.9</b>

# Physical Therapy, Occupational Therapy, and/or Speech Therapy Services/Achieve/MNN003

May 15, 2024

Created by...  
**HealthPartners**

## Physical Therapy, Occupational Therapy, and/or Speech Therapy Services

7,826 providers at 1,560 locations  
◆ All providers

## Physical Therapy, Occupational Therapy Speech Therapy

Employee Group  
National Proxy Census (Achieve)

Provider Group  
Physical Therapy, Occupational Therapy, and/or Speech Therapy Services

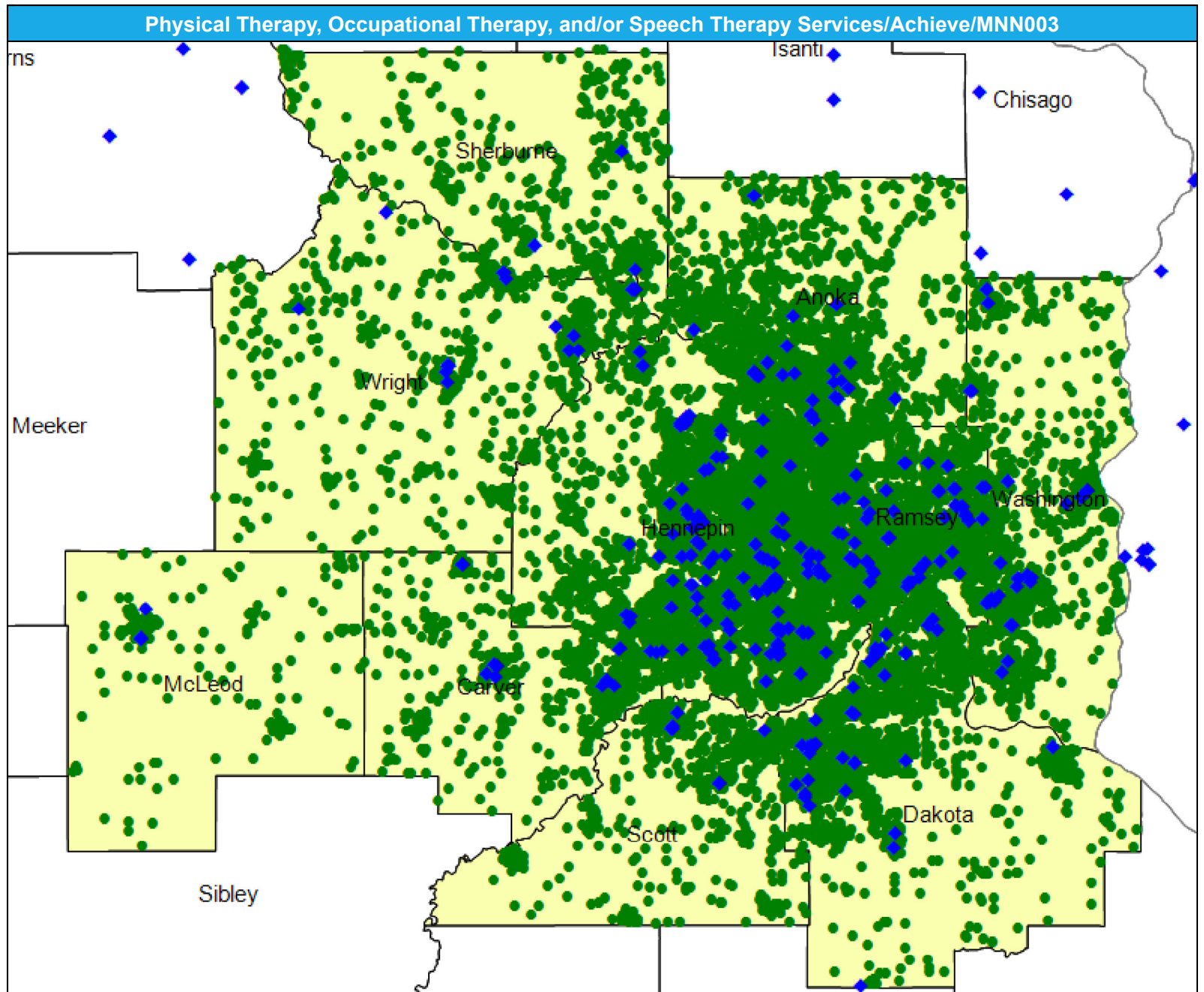
15,108 eligible locations  
● With access (15,108)  
● Without access (0)

The Access Standard is defined as (National Proxy Census (Achieve)) eligibles accessing:  
1 (Physical Therapy, Occupational Therapy, and/or Speech Therapy Services) provider in 60 miles or 60 minutes

## Service Areas

■ Achieve

21.57 miles





# Access Detail By County SSA

May 15, 2024

Created by...  
HealthPartners

**Access Analysis**  
Physical Therapy, Occupation  
Therapy Speech Therapy

**Eligible / Provider Groups**  
National Proxy Census  
(Achieve)  
Physical Therapy,  
Occupational Therapy, and/or  
Speech Therapy Services

<sup>1</sup> The Access Standard is defined  
as (National Proxy Census  
(Achieve)) eligibles accessing:  
1 (Physical Therapy,  
Occupational Therapy, and/or  
Speech Therapy Services)  
provider in 60 miles or 60  
minutes

Physical Therapy, Occupational Therapy, and/or Speech Therapy Services/Achieve/MNN003									
State Name	County	County SSA	Eligible	With Access <sup>1</sup>		Without Access <sup>1</sup>		Average Distance	Average Time
			#	#	%	#	%	1	1
Minnesota	Anoka	24010	1,740	1,740	100.0	0	0.0	2.5	3.0
	Carver	24090	795	795	100.0	0	0.0	3.6	4.0
	Dakota	24180	1,818	1,818	100.0	0	0.0	2.3	2.8
	Hennepin	24260	5,098	5,098	100.0	0	0.0	1.5	2.3
	McLeod	24420	199	199	100.0	0	0.0	9.1	9.9
	Ramsey	24610	2,586	2,586	100.0	0	0.0	1.3	2.1
	Scott	24690	601	601	100.0	0	0.0	5.4	6.0
	Sherburne	24700	498	498	100.0	0	0.0	4.6	5.0
	Washington	24810	1,030	1,030	100.0	0	0.0	2.3	2.7
	Wright	24850	743	743	100.0	0	0.0	4.7	5.1
<b>Grand Totals</b>			<b>15,108</b>	<b>15,108</b>	<b>100.0</b>	<b>0</b>	<b>0.0</b>	<b>2.4</b>	<b>3.0</b>

# Physical Medicine and Rehabilitation and Occupational Medicine/Achieve/MNN003

May 15, 2024

Created by...  
HealthPartners

## Physical Medicine and Rehabilitation and Occupational Medicine

2,265 providers at 893 locations  
◆ All providers

## Physical Medicine and Rehab and Occupational Medicine

Employee Group

National Proxy Census (Achieve)

Provider Group

Physical Medicine and Rehabilitation and Occupational Medicine

15,108 eligible locations  
● With access (15,108)  
● Without access (0)

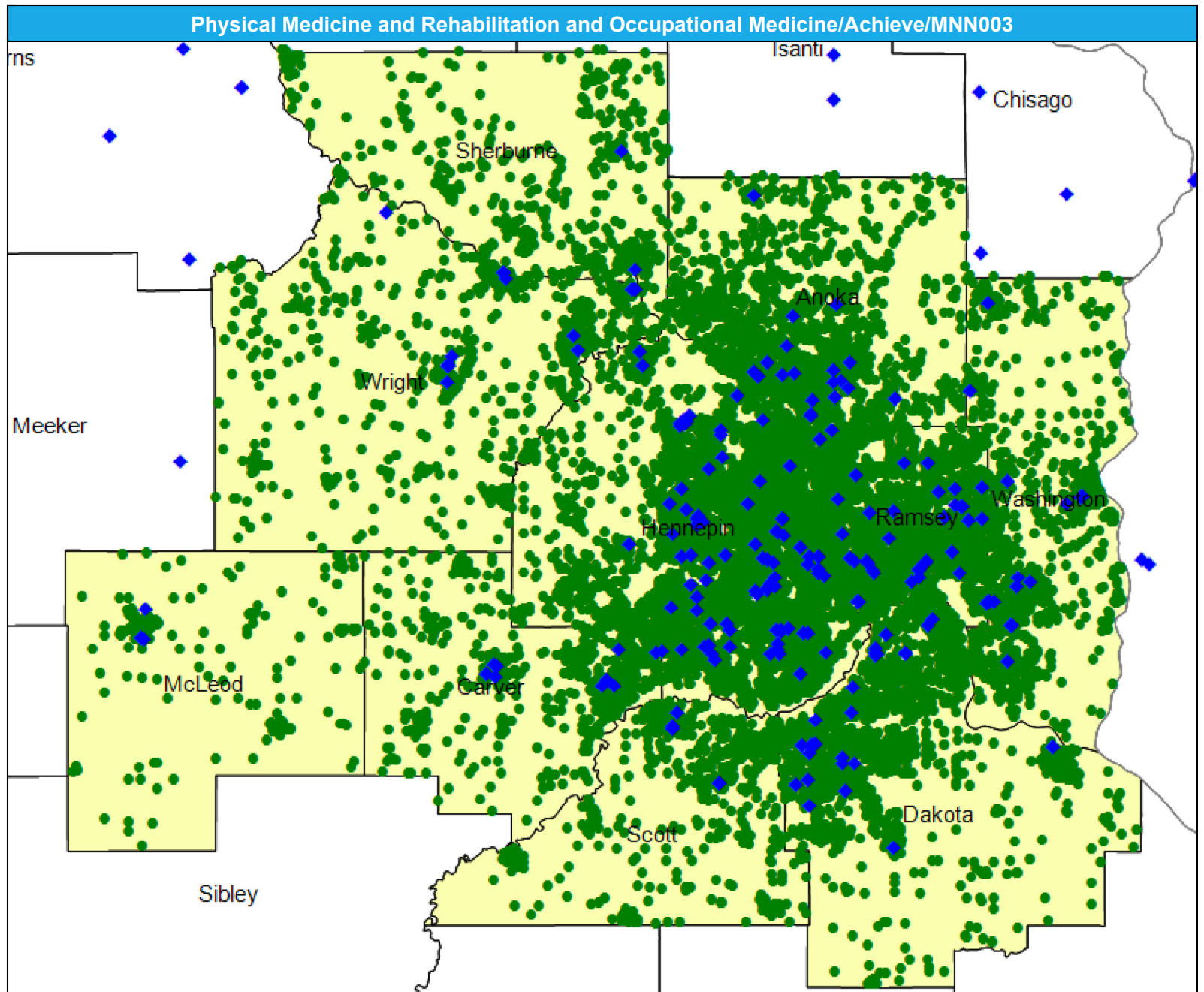
The Access Standard is defined as (National Proxy Census (Achieve)) eligibles accessing:

1 (Physical Medicine and Rehabilitation and Occupational Medicine) provider in 60 miles or 60 minutes

## Service Areas

■ Achieve

21.57 miles



# Access Detail By County SSA

May 15, 2024

Created by...  
HealthPartners

**Access Analysis**

Physical Medicine and Rehab  
and Occupational Medicine

**Eligible / Provider Groups**

National Proxy Census  
(Achieve)

Physical Medicine and  
Rehabilitation and  
Occupational Medicine

<sup>1</sup> The Access Standard is defined  
as (National Proxy Census  
(Achieve)) eligibles accessing:  
1 (Physical Medicine and  
Rehabilitation and Occupational  
Medicine) provider in 60 miles  
or 60 minutes

Physical Medicine and Rehabilitation and Occupational Medicine/Achieve Network/MNN003									
State Name	County	County SSA	Eligible	With Access <sup>1</sup>		Without Access <sup>1</sup>		Average Distance	Average Time
			#	#	%	#	%	1	1
Minnesota	Anoka	24010	1,740	1,740	100.0	0	0.0	2.8	3.4
	Carver	24090	795	795	100.0	0	0.0	4.3	4.8
	Dakota	24180	1,818	1,818	100.0	0	0.0	2.7	3.4
	Hennepin	24260	5,098	5,098	100.0	0	0.0	1.8	2.7
	McLeod	24420	199	199	100.0	0	0.0	9.6	10.5
	Ramsey	24610	2,586	2,586	100.0	0	0.0	1.4	2.3
	Scott	24690	601	601	100.0	0	0.0	5.8	6.4
	Sherburne	24700	498	498	100.0	0	0.0	5.1	5.5
	Washington	24810	1,030	1,030	100.0	0	0.0	2.6	3.1
	Wright	24850	743	743	100.0	0	0.0	5.5	5.9
<b>Grand Totals</b>			<b>15,108</b>	<b>15,108</b>	<b>100.0</b>	<b>0</b>	<b>0.0</b>	<b>2.7</b>	<b>3.4</b>

# Podiatry/Achieve Network/MNN003

May 15, 2024

Created by...  
**HealthPartners**

### Podiatry

338 providers at 450 locations

- ◆ All providers

### Podiatry

Employee Group  
National Proxy Census  
(Achieve)

Provider Group  
Podiatry

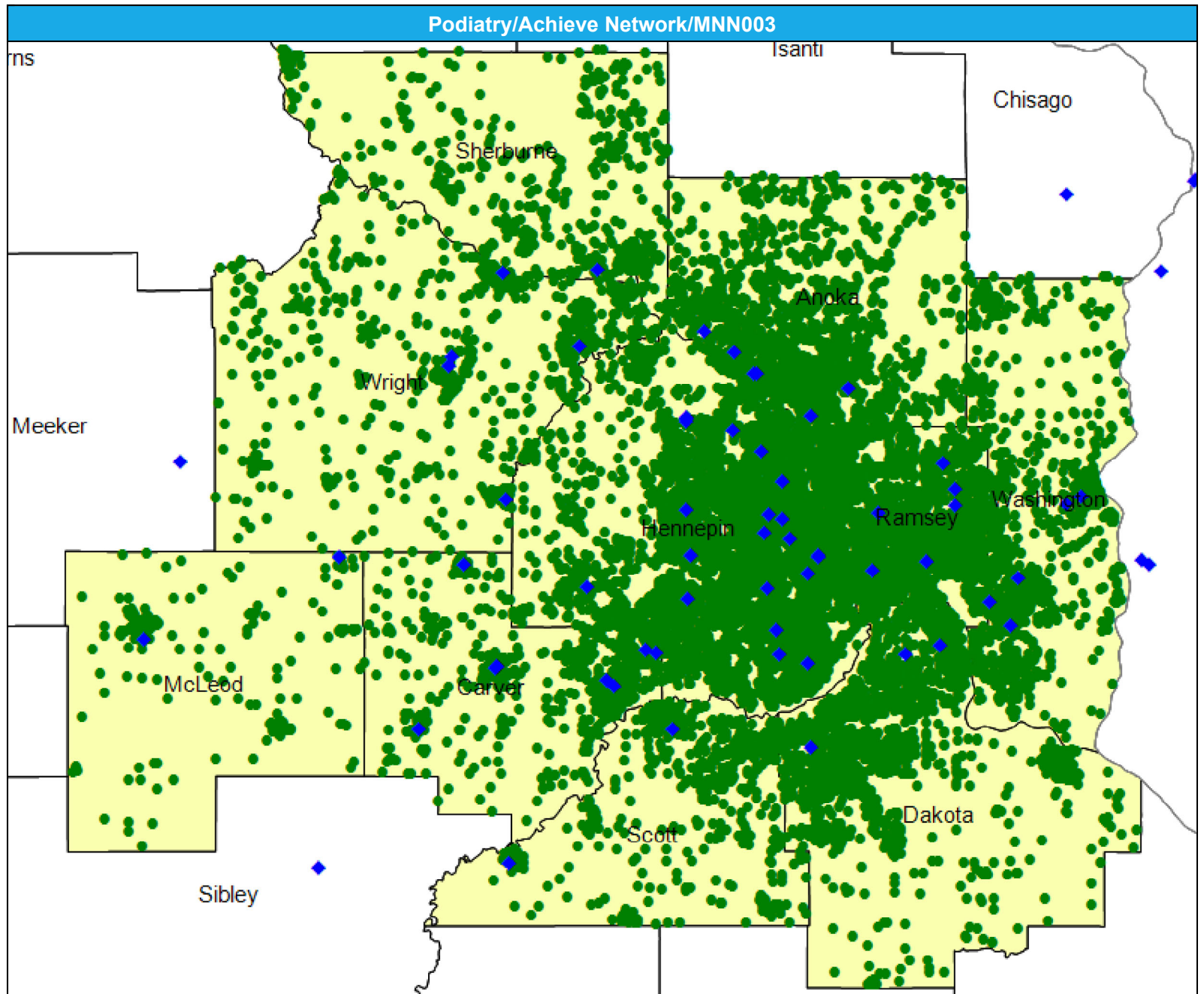
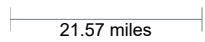
15,108 eligible locations

- With access (15,108)
- Without access (0)

The Access Standard is defined as (National Proxy Census (Achieve)) eligibles accessing:  
1 (Podiatry) provider in 60 miles or 60 minutes

### Service Areas

- Achieve



# Access Detail By County SSA

May 15, 2024

Created by...  
HealthPartners

**Access Analysis**  
Podiatry

**Eligible / Provider Groups**  
National Proxy Census (Achieve)  
Podiatry

<sup>1</sup> The Access Standard is defined as (National Proxy Census (Achieve)) eligibles accessing:  
1 (Podiatry) provider in 60 miles or 60 minutes

Podiatry/Achieve Network/MNN003									
State Name	County	County SSA	Eligible	With Access <sup>1</sup>		Without Access <sup>1</sup>		Average Distance	Average Time
			#	#	%	#	%	1	1
Minnesota	Anoka	24010	1,740	1,740	100.0	0	0.0	5.0	6.3
	Carver	24090	795	795	100.0	0	0.0	2.9	3.3
	Dakota	24180	1,818	1,818	100.0	0	0.0	6.5	7.9
	Hennepin	24260	5,098	5,098	100.0	0	0.0	2.5	3.9
	McLeod	24420	199	199	100.0	0	0.0	6.8	7.4
	Ramsey	24610	2,586	2,586	100.0	0	0.0	2.7	4.4
	Scott	24690	601	601	100.0	0	0.0	6.4	7.3
	Sherburne	24700	498	498	100.0	0	0.0	10.5	11.4
	Washington	24810	1,030	1,030	100.0	0	0.0	5.0	5.9
	Wright	24850	743	743	100.0	0	0.0	5.7	6.2
<b>Grand Totals</b>			<b>15,108</b>	<b>15,108</b>	<b>100.0</b>	<b>0</b>	<b>0.0</b>	<b>4.1</b>	<b>5.4</b>

# Pulmonary Disease/Achieve Network/MNN003

May 15, 2024

Created by...  
**HealthPartners**

### Pulmonary Disease

386 providers at 190 locations

◆ All providers

### Pulmonary Disease

Employee Group  
National Proxy Census  
(Achieve)

Provider Group  
Pulmonary Disease

15,108 eligible locations

● With access (15,108)

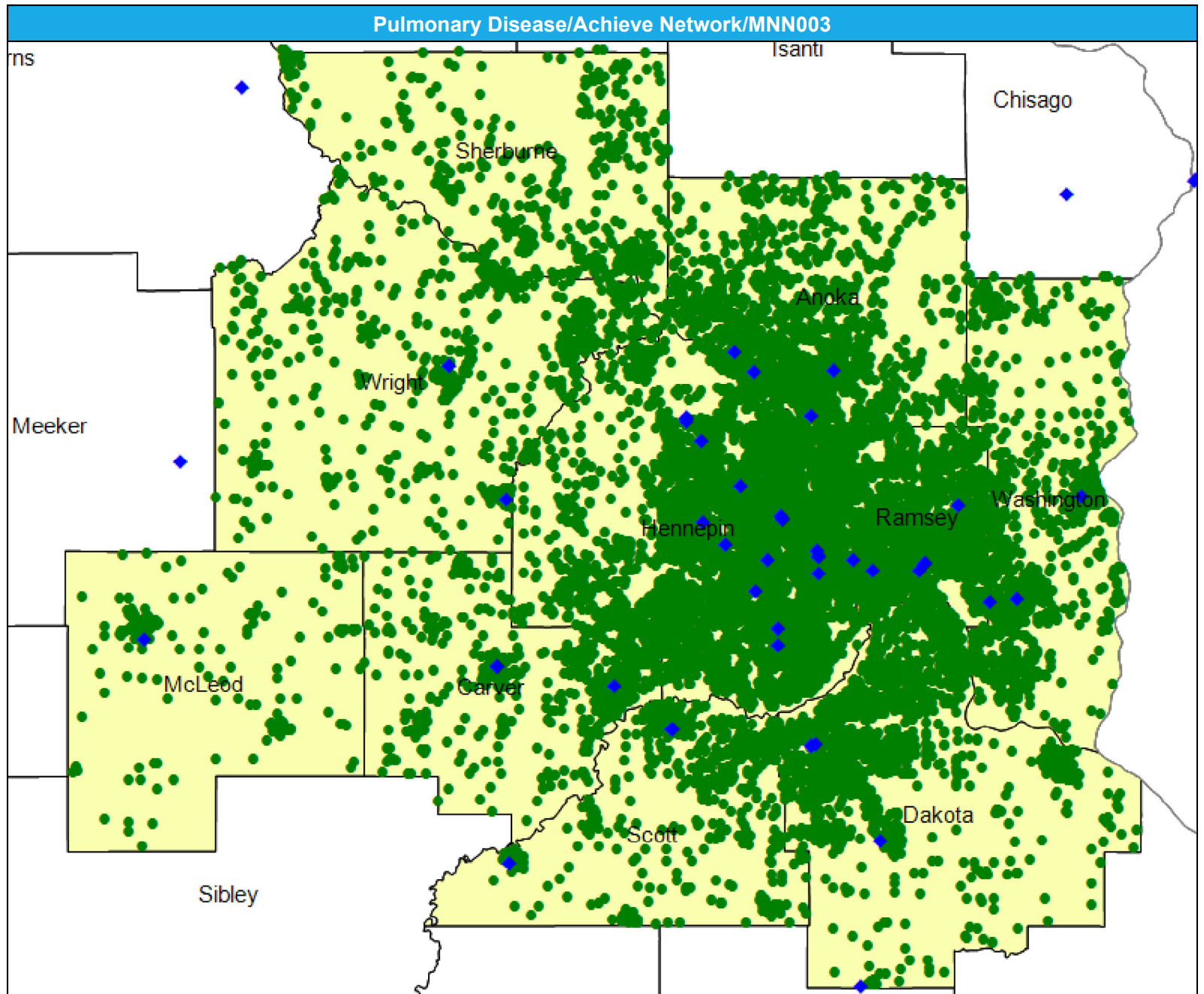
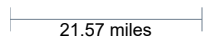
● Without access (0)

The Access Standard is defined as  
(National Proxy Census  
(Achieve)) eligibles accessing:

1 (Pulmonary Disease) provider  
in 60 miles or 60 minutes

### Service Areas

■ Achieve



# Access Detail By County SSA

May 15, 2024

Created by...  
HealthPartners

**Access Analysis**  
Pulmonary Disease

**Eligible / Provider Groups**  
National Proxy Census (Achieve)  
Pulmonary Disease

<sup>1</sup> The Access Standard is defined as (National Proxy Census (Achieve)) eligibles accessing:  
1 (Pulmonary Disease) provider in 60 miles or 60 minutes

Pulmonary Disease/Achieve Network/MNN003									
State Name	County	County SSA	Eligible	With Access <sup>1</sup>		Without Access <sup>1</sup>		Average Distance	Average Time
			#	#	%	#	%	1	1
Minnesota	Anoka	24010	1,740	1,740	100.0	0	0.0	5.3	7.0
	Carver	24090	795	795	100.0	0	0.0	5.4	5.9
	Dakota	24180	1,818	1,818	100.0	0	0.0	6.4	8.2
	Hennepin	24260	5,098	5,098	100.0	0	0.0	3.5	5.3
	McLeod	24420	199	199	100.0	0	0.0	10.1	10.9
	Ramsey	24610	2,586	2,586	100.0	0	0.0	3.3	5.2
	Scott	24690	601	601	100.0	0	0.0	6.2	7.0
	Sherburne	24700	498	498	100.0	0	0.0	17.5	19.1
	Washington	24810	1,030	1,030	100.0	0	0.0	5.8	7.0
	Wright	24850	743	743	100.0	0	0.0	9.4	10.3
<b>Grand Totals</b>			<b>15,108</b>	<b>15,108</b>	<b>100.0</b>	<b>0</b>	<b>0.0</b>	<b>5.2</b>	<b>6.8</b>

# Radiology and Nuclear Medicine/Achieve Network/MNN003

May 15, 2024

Created by...  
**HealthPartners**

## Radiology and Nuclear Medicine

2,156 providers at 508 locations

◆ All providers

## Radiology and Nuclear Medicine

Employee Group  
National Proxy Census (Achieve)

Provider Group  
Radiology and Nuclear Medicine

15,108 eligible locations

● With access (15,108)

● Without access (0)

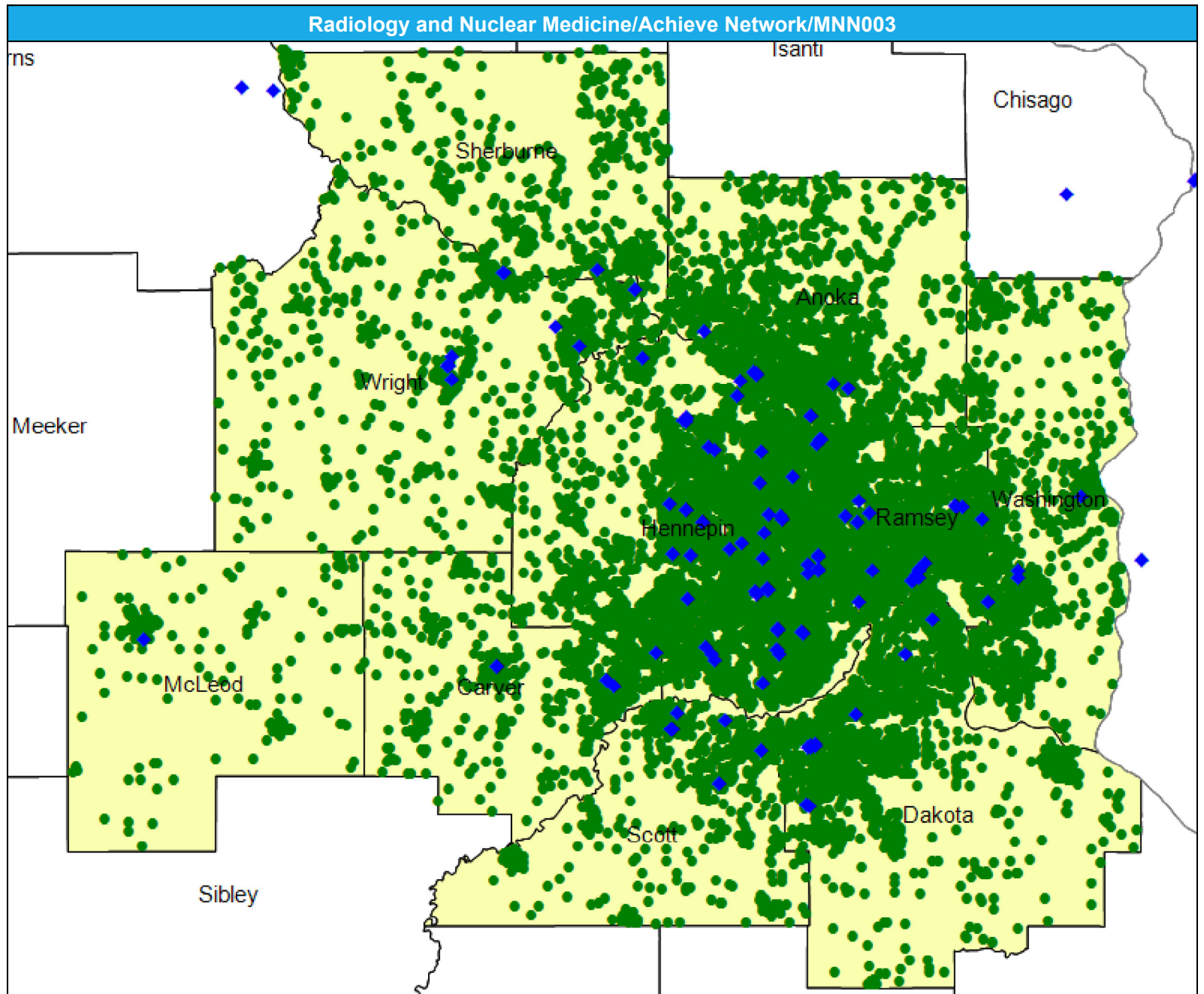
The Access Standard is defined as (National Proxy Census (Achieve)) eligibles accessing:

1 (Radiology and Nuclear Medicine) provider in 60 miles or 60 minutes

## Service Areas

■ Achieve

21.57 miles





# Access Detail By County SSA

May 15, 2024

Created by...  
HealthPartners

**Access Analysis**

Radiology and Nuclear  
Medicine

**Eligible / Provider Groups**

National Proxy Census  
(Achieve)  
Radiology and Nuclear  
Medicine

<sup>1</sup> The Access Standard is defined as (National Proxy Census (Achieve)) eligibles accessing: 1 (Radiology and Nuclear Medicine) provider in 60 miles or 60 minutes

Radiology and Nuclear Medicine/Achieve Network/MNN003									
State Name	County	County SSA	Eligible	With Access <sup>1</sup>		Without Access <sup>1</sup>		Average Distance	Average Time
			#	#	%	#	%	1	1
Minnesota	Anoka	24010	1,740	1,740	100.0	0	0.0	4.7	6.0
	Carver	24090	795	795	100.0	0	0.0	4.9	5.4
	Dakota	24180	1,818	1,818	100.0	0	0.0	5.5	6.5
	Hennepin	24260	5,098	5,098	100.0	0	0.0	2.2	3.3
	McLeod	24420	199	199	100.0	0	0.0	10.2	11.1
	Ramsey	24610	2,586	2,586	100.0	0	0.0	2.4	3.8
	Scott	24690	601	601	100.0	0	0.0	5.4	5.9
	Sherburne	24700	498	498	100.0	0	0.0	7.7	8.3
	Washington	24810	1,030	1,030	100.0	0	0.0	5.7	6.8
	Wright	24850	743	743	100.0	0	0.0	7.2	7.9
<b>Grand Totals</b>			<b>15,108</b>	<b>15,108</b>	<b>100.0</b>	<b>0</b>	<b>0.0</b>	<b>3.9</b>	<b>5.0</b>

# Reconstructive Surgery/Achieve Network/MNN003

May 15, 2024

Created by...  
**HealthPartners**

### Reconstructive Surgery

147 providers at 174 locations

◆ All providers

### Reconstructive Surgery

Employee Group

National Proxy Census  
(Achieve)

Provider Group

Reconstructive Surgery

15,108 eligible locations

● With access (15,108)

● Without access (0)

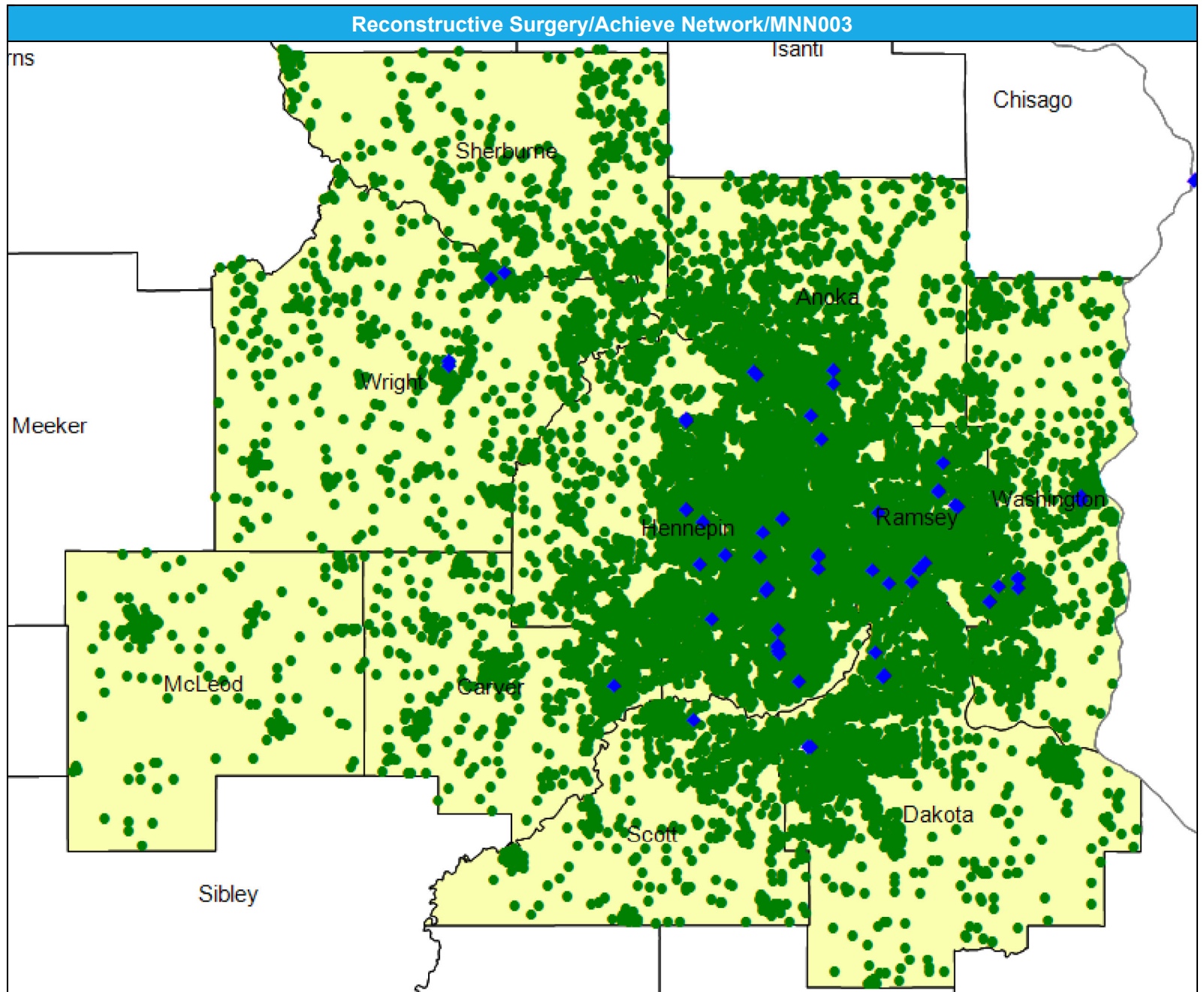
The Access Standard is defined as  
(National Proxy Census  
(Achieve)) eligibles accessing:

1 (Reconstructive Surgery)  
provider in 60 miles or 60  
minutes

### Service Areas

■ Achieve

21.57 miles



# Access Detail By County SSA

May 15, 2024

Created by...  
HealthPartners

**Access Analysis**  
Reconstructive Surgery

**Eligible / Provider Groups**  
National Proxy Census (Achieve)  
Reconstructive Surgery

<sup>1</sup> The Access Standard is defined as (National Proxy Census (Achieve)) eligibles accessing:  
1 (Reconstructive Surgery) provider in 60 miles or 60 minutes

Reconstructive Surgery/Achieve Network/MNN003									
State Name	County	County SSA	Eligible	With Access <sup>1</sup>		Without Access <sup>1</sup>		Average Distance	Average Time
			#	#	%	#	%	1	1
Minnesota	Anoka	24010	1,740	1,740	100.0	0	0.0	5.5	7.4
	Carver	24090	795	795	100.0	0	0.0	8.9	9.8
	Dakota	24180	1,818	1,818	100.0	0	0.0	6.8	8.6
	Hennepin	24260	5,098	5,098	100.0	0	0.0	3.3	5.0
	McLeod	24420	199	199	100.0	0	0.0	33.7	36.7
	Ramsey	24610	2,586	2,586	100.0	0	0.0	2.3	3.7
	Scott	24690	601	601	100.0	0	0.0	8.2	9.2
	Sherburne	24700	498	498	100.0	0	0.0	14.2	15.4
	Washington	24810	1,030	1,030	100.0	0	0.0	6.0	7.3
	Wright	24850	743	743	100.0	0	0.0	9.8	10.8
<b>Grand Totals</b>			<b>15,108</b>	<b>15,108</b>	<b>100.0</b>	<b>0</b>	<b>0.0</b>	<b>5.5</b>	<b>7.1</b>

# Rheumatology/Achieve Network/MNN003

May 15, 2024

Created by...  
**HealthPartners**

### Rheumatology

173 providers at 108 locations

◆ All providers

### Rheumatology

Employee Group

National Proxy Census  
(Achieve)

Provider Group

Rheumatology

15,108 eligible locations

● With access (15,108)

● Without access (0)

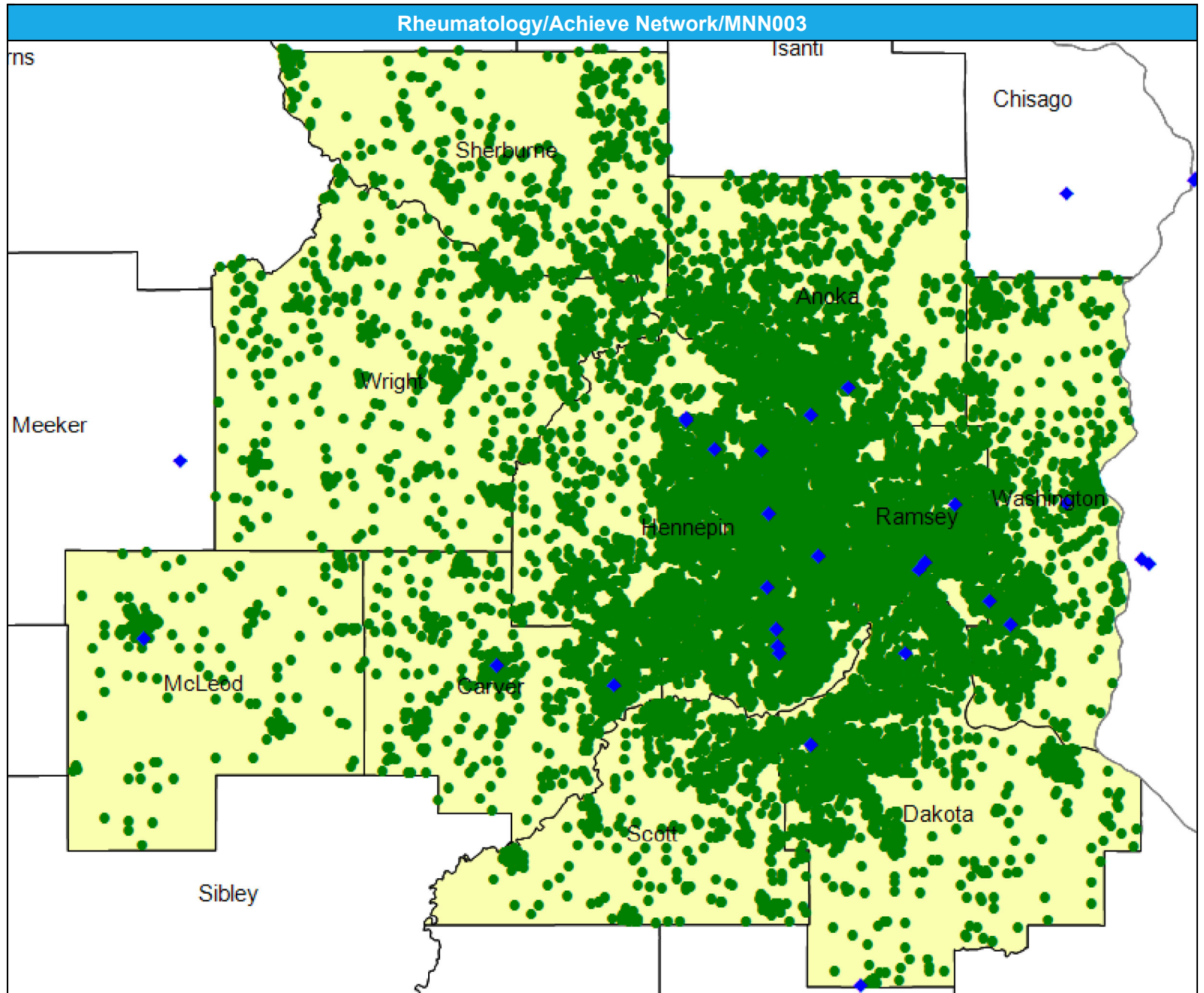
The Access Standard is defined as  
(National Proxy Census  
(Achieve)) eligibles accessing:

1 (Rheumatology) provider in 60  
miles or 60 minutes

### Service Areas

■ Achieve

21.57 miles



# Access Detail By County SSA

May 15, 2024

Created by...  
HealthPartners

**Access Analysis**  
Rheumatology

**Eligible / Provider Groups**  
National Proxy Census (Achieve)  
Rheumatology

<sup>1</sup> The Access Standard is defined as (National Proxy Census (Achieve)) eligibles accessing: 1 (Rheumatology) provider in 60 miles or 60 minutes

Rheumatology/Achieve Network/MNN003									
State Name	County	County SSA	Eligible	With Access <sup>1</sup>		Without Access <sup>1</sup>		Average Distance	Average Time
			#	#	%	#	%	1	1
Minnesota	Anoka	24010	1,740	1,740	100.0	0	0.0	7.4	9.5
	Carver	24090	795	795	100.0	0	0.0	5.6	6.2
	Dakota	24180	1,818	1,818	100.0	0	0.0	6.4	7.9
	Hennepin	24260	5,098	5,098	100.0	0	0.0	4.4	6.7
	McLeod	24420	199	199	100.0	0	0.0	10.2	11.1
	Ramsey	24610	2,586	2,586	100.0	0	0.0	3.9	6.2
	Scott	24690	601	601	100.0	0	0.0	9.8	11.3
	Sherburne	24700	498	498	100.0	0	0.0	26.2	30.9
	Washington	24810	1,030	1,030	100.0	0	0.0	5.8	6.9
	Wright	24850	743	743	100.0	0	0.0	18.4	21.3
<b>Grand Totals</b>			<b>15,108</b>	<b>15,108</b>	<b>100.0</b>	<b>0</b>	<b>0.0</b>	<b>6.8</b>	<b>8.8</b>

# Substance Use Disorder (SUD) Outpatient/Achieve Network/MNN003

May 15, 2024

Created by...  
**HealthPartners**

### Substance Use Disorder (SUD) Outpatient

486 providers at 337 locations

◆ All providers

### SUD Outpatient

Employee Group  
National Proxy Census (Achieve)

Provider Group  
Substance Use Disorder (SUD) Outpatient

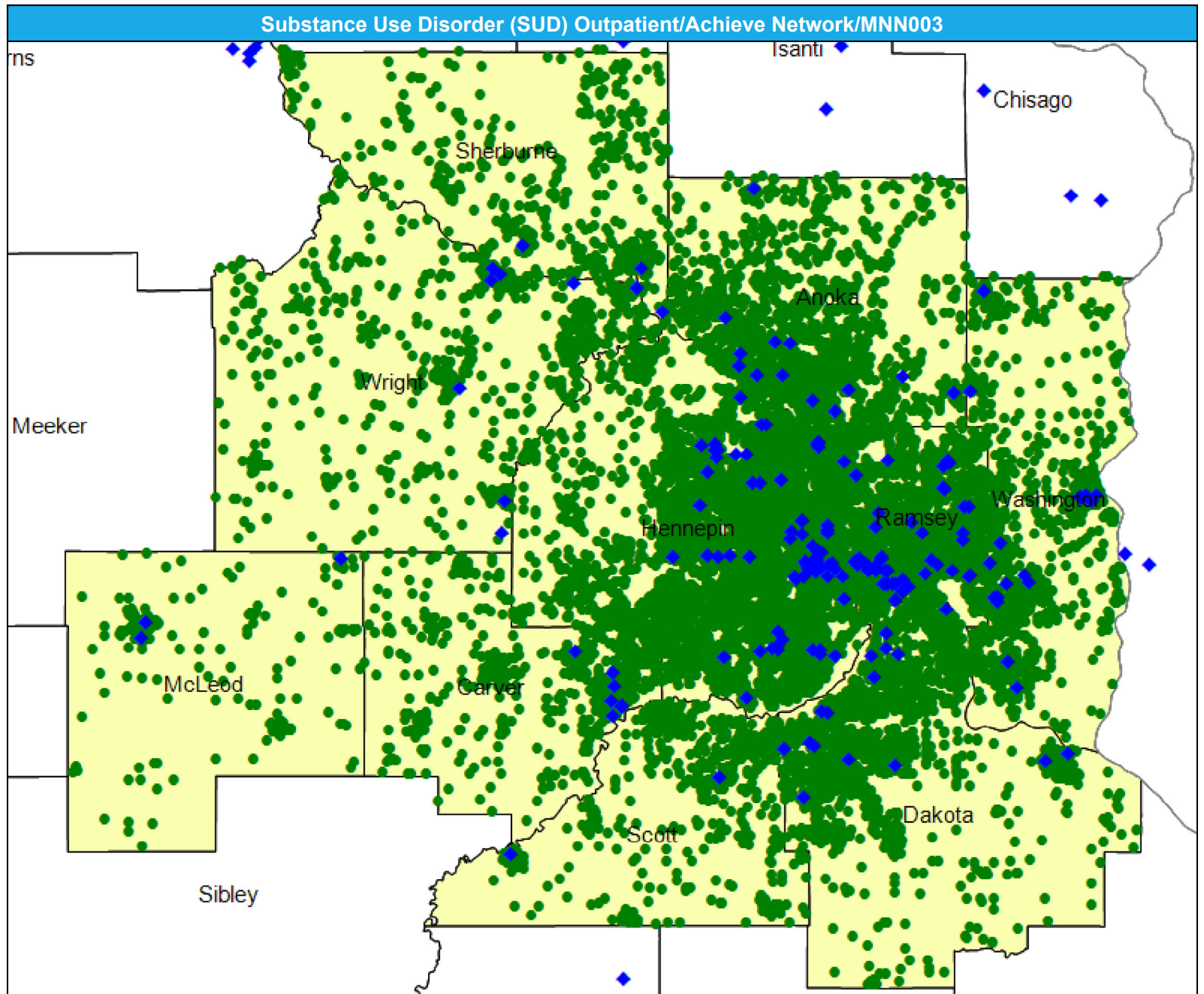
15,108 eligible locations  
● With access (15,108)  
● Without access (0)

The Access Standard is defined as (National Proxy Census (Achieve)) eligibles accessing:  
1 (Substance Use Disorder (SUD) Outpatient) provider in 60 miles or 60 minutes

### Service Areas

■ Achieve

21.57 miles



# Access Detail By County SSA

May 15, 2024

Created by...  
HealthPartners

**Access Analysis**

SUD Outpatient

**Eligible / Provider Groups**

National Proxy Census  
(Achieve)

Substance Use Disorder  
(SUD) Outpatient

<sup>1</sup> The Access Standard is defined as (National Proxy Census (Achieve)) eligibles accessing: 1 (Substance Use Disorder (SUD) Outpatient) provider in 60 miles or 60 minutes

Substance Use Disorder (SUD) Outpatient/Achieve Network/MNN003									
State Name	County	County SSA	Eligible	With Access <sup>1</sup>		Without Access <sup>1</sup>		Average Distance	Average Time
			#	#	%	#	%	1	1
Minnesota	Anoka	24010	1,740	1,740	100.0	0	0.0	3.0	3.7
	Carver	24090	795	795	100.0	0	0.0	5.8	6.5
	Dakota	24180	1,818	1,818	100.0	0	0.0	3.2	3.9
	Hennepin	24260	5,098	5,098	100.0	0	0.0	2.3	3.3
	McLeod	24420	199	199	100.0	0	0.0	7.8	8.4
	Ramsey	24610	2,586	2,586	100.0	0	0.0	1.3	2.0
	Scott	24690	601	601	100.0	0	0.0	4.4	4.9
	Sherburne	24700	498	498	100.0	0	0.0	5.8	6.2
	Washington	24810	1,030	1,030	100.0	0	0.0	2.7	3.2
	Wright	24850	743	743	100.0	0	0.0	6.5	7.0
<b>Grand Totals</b>			<b>15,108</b>	<b>15,108</b>	<b>100.0</b>	<b>0</b>	<b>0.0</b>	<b>3.0</b>	<b>3.8</b>

# Substance Use Disorder (SUD) Inpatient/Achieve Network/MNN003

May 15, 2024

Created by...  
**HealthPartners**

### Substance Use Disorder (SUD) Inpatient

44 providers at 50 locations

- ◆ All providers

### SUD Inpatient

Employee Group  
National Proxy Census (Achieve)

Provider Group  
Substance Use Disorder (SUD) Inpatient

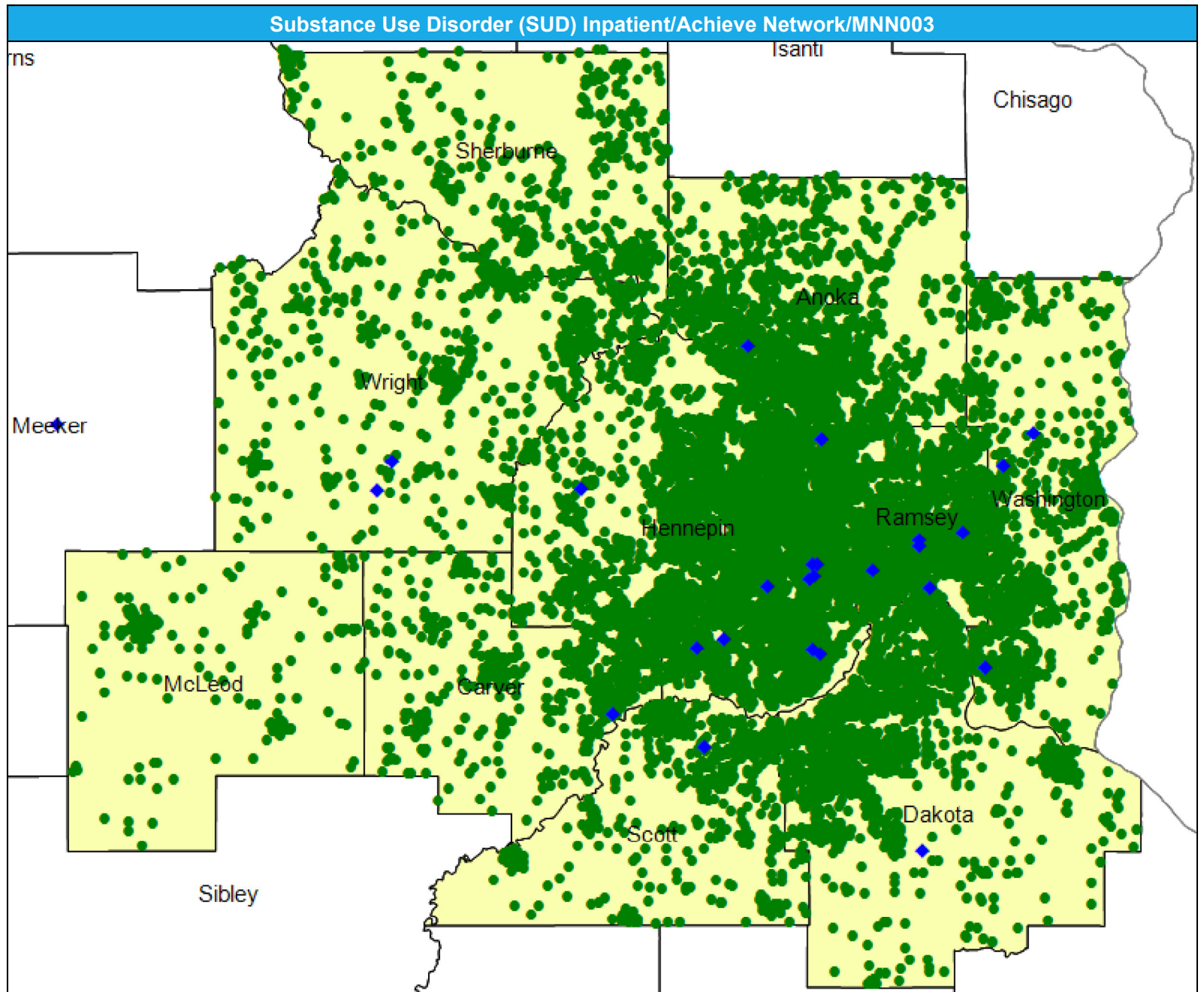
15,108 eligible locations  
● With access (15,108)  
● Without access (0)

The Access Standard is defined as (National Proxy Census (Achieve)) eligibles accessing:  
1 (Substance Use Disorder (SUD) Inpatient) provider in 60 miles or 60 minutes

### Service Areas

- Achieve

21.57 miles





# Access Detail By County SSA

May 15, 2024

Created by...  
HealthPartners

**Access Analysis**

SUD Inpatient

**Eligible / Provider Groups**

National Proxy Census (Achieve)

Substance Use Disorder (SUD) Inpatient

<sup>1</sup> The Access Standard is defined as (National Proxy Census (Achieve)) eligibles accessing: 1 (Substance Use Disorder (SUD) Inpatient) provider in 60 miles or 60 minutes

Substance Use Disorder (SUD) Inpatient/Achieve Network/MNN003									
State Name	County	County SSA	Eligible	With Access <sup>1</sup>		Without Access <sup>1</sup>		Average Distance	Average Time
			#	#	%	#	%	1	1
Minnesota	Anoka	24010	1,740	1,740	100.0	0	0.0	6.7	8.5
	Carver	24090	795	795	100.0	0	0.0	8.6	9.5
	Dakota	24180	1,818	1,818	100.0	0	0.0	7.8	10.0
	Hennepin	24260	5,098	5,098	100.0	0	0.0	5.0	7.6
	McLeod	24420	199	199	100.0	0	0.0	21.3	23.2
	Ramsey	24610	2,586	2,586	100.0	0	0.0	3.0	5.0
	Scott	24690	601	601	100.0	0	0.0	7.6	8.4
	Sherburne	24700	498	498	100.0	0	0.0	23.6	25.6
	Washington	24810	1,030	1,030	100.0	0	0.0	7.1	8.2
	Wright	24850	743	743	100.0	0	0.0	13.3	14.6
<b>Grand Totals</b>			<b>15,108</b>	<b>15,108</b>	<b>100.0</b>	<b>0</b>	<b>0.0</b>	<b>6.9</b>	<b>8.9</b>

# Thoracic Surgery/Achieve Network/MNN003

May 15, 2024

Created by...  
**HealthPartners**

### Thoracic Surgery

163 providers at 100 locations

◆ All providers

### Thoracic Surgery

Employee Group  
National Proxy Census  
(Achieve)

Provider Group  
Thoracic Surgery

15,108 eligible locations

● With access (15,108)

● Without access (0)

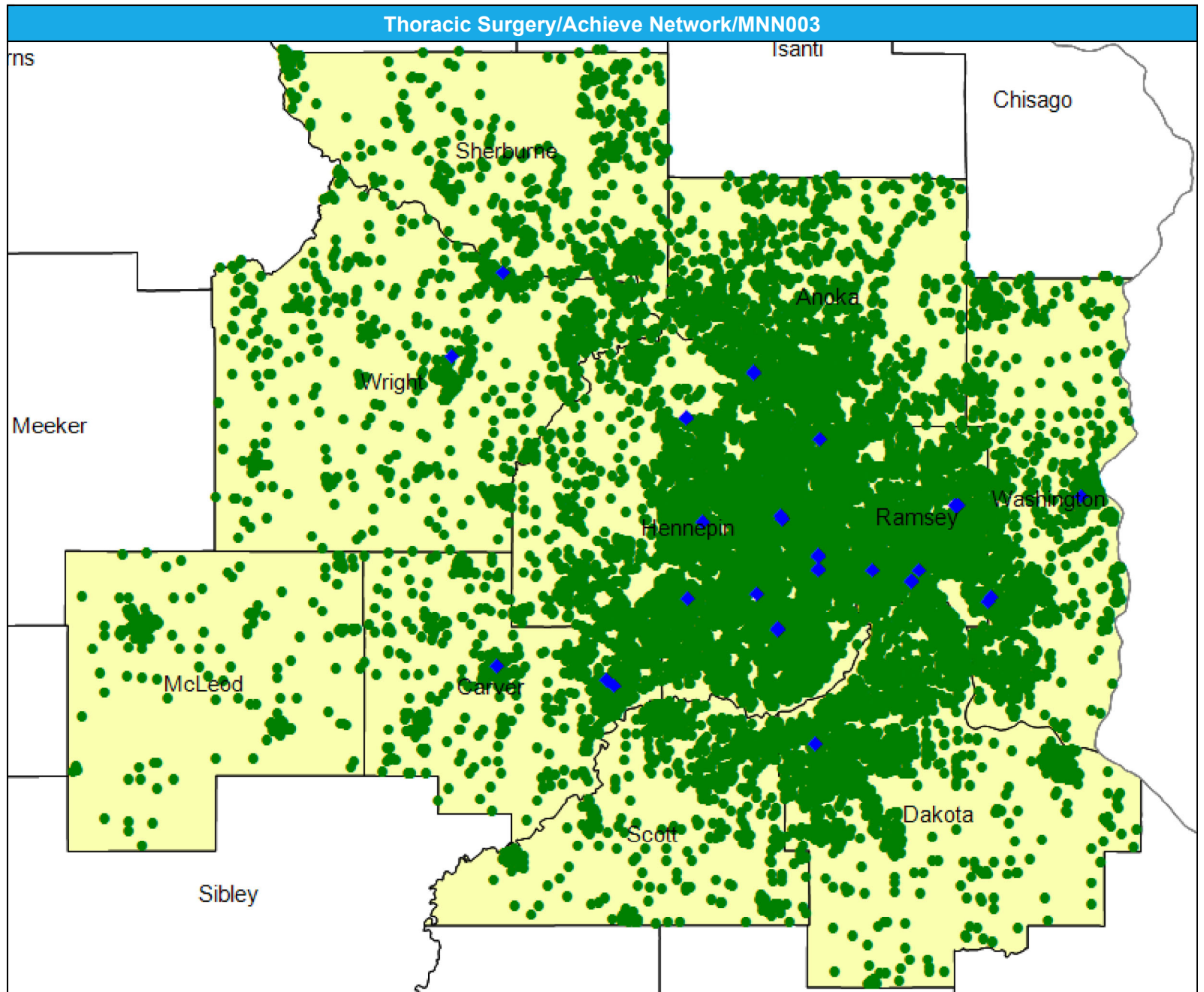
The Access Standard is defined as  
(National Proxy Census  
(Achieve)) eligibles accessing:

1 (Thoracic Surgery) provider in  
60 miles or 60 minutes

### Service Areas

■ Achieve

21.57 miles



# Access Detail By County SSA

May 15, 2024

Created by...  
HealthPartners

**Access Analysis**  
Thoracic Surgery

**Eligible / Provider Groups**  
National Proxy Census (Achieve)  
Thoracic Surgery

<sup>1</sup> The Access Standard is defined as (National Proxy Census (Achieve)) eligibles accessing:  
1 (Thoracic Surgery) provider in 60 miles or 60 minutes

Thoracic Surgery/Achieve Network/MNN003									
State Name	County	County SSA	Eligible	With Access <sup>1</sup>		Without Access <sup>1</sup>		Average Distance	Average Time
			#	#	%	#	%	1	1
Minnesota	Anoka	24010	1,740	1,740	100.0	0	0.0	7.3	9.6
	Carver	24090	795	795	100.0	0	0.0	5.4	6.0
	Dakota	24180	1,818	1,818	100.0	0	0.0	7.9	10.1
	Hennepin	24260	5,098	5,098	100.0	0	0.0	3.7	5.8
	McLeod	24420	199	199	100.0	0	0.0	25.4	27.7
	Ramsey	24610	2,586	2,586	100.0	0	0.0	3.1	5.1
	Scott	24690	601	601	100.0	0	0.0	10.2	11.7
	Sherburne	24700	498	498	100.0	0	0.0	14.3	15.6
	Washington	24810	1,030	1,030	100.0	0	0.0	6.9	8.4
	Wright	24850	743	743	100.0	0	0.0	10.1	11.1
<b>Grand Totals</b>			<b>15,108</b>	<b>15,108</b>	<b>100.0</b>	<b>0</b>	<b>0.0</b>	<b>6.0</b>	<b>7.9</b>

# Urology/Achieve Network/MNN003

May 15, 2024

Created by...  
**HealthPartners**

### Urology

335 providers at 243 locations

◆ All providers

### Urology

Employee Group  
National Proxy Census  
(Achieve)

Provider Group  
Urology

15,108 eligible locations

● With access (15,108)

● Without access (0)

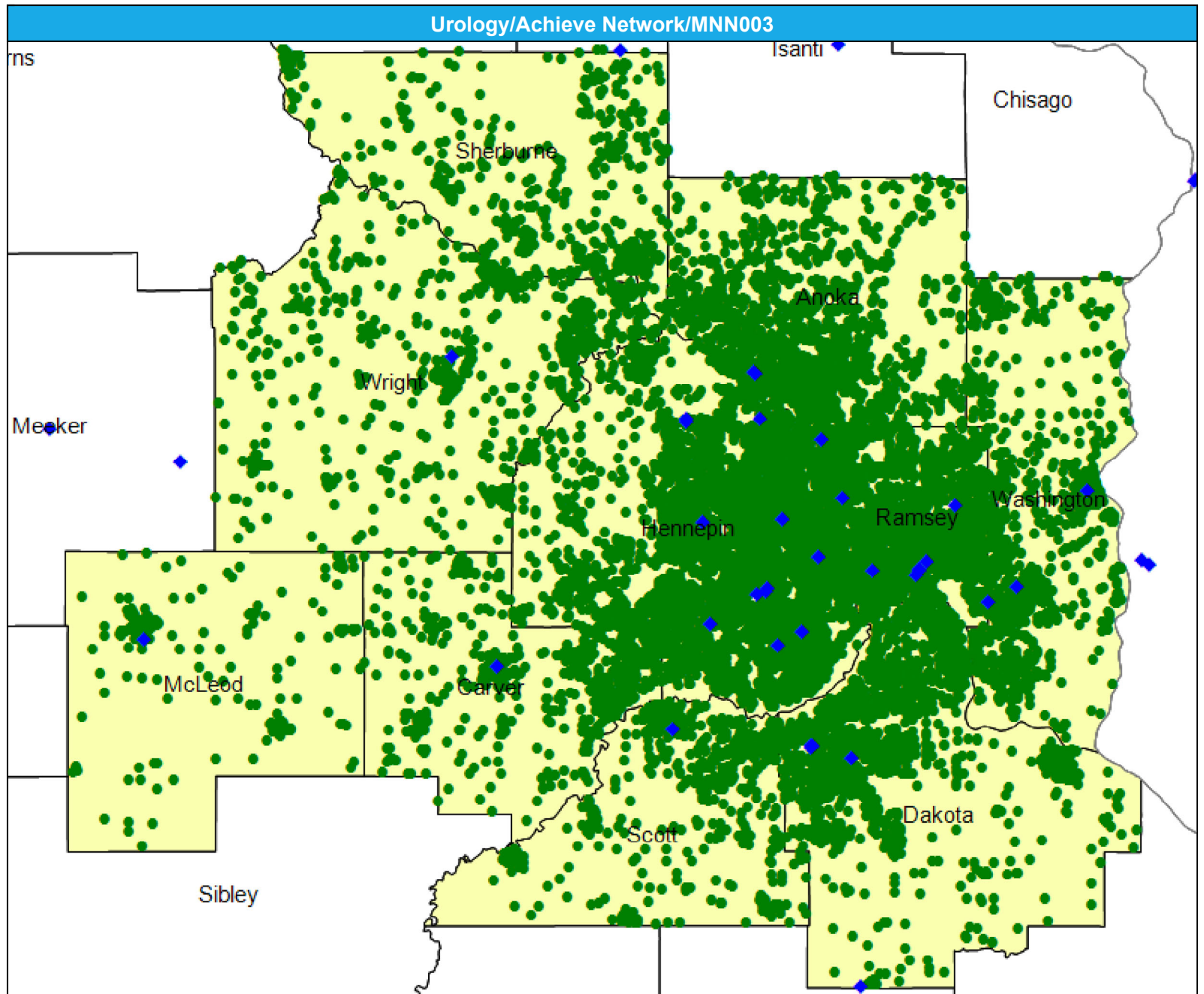
The Access Standard is defined as  
(National Proxy Census  
(Achieve)) eligibles accessing:

1 (Urology) provider in 60 miles  
or 60 minutes

### Service Areas

■ Achieve

21.57 miles



# Access Detail By County SSA

May 15, 2024

Created by...  
HealthPartners

**Access Analysis**  
Urology

**Eligible / Provider Groups**  
National Proxy Census (Achieve)  
Urology

<sup>1</sup> The Access Standard is defined as (National Proxy Census (Achieve)) eligibles accessing:  
1 (Urology) provider in 60 miles or 60 minutes

Urology/Achieve Network/MNN003									
State Name	County	County SSA	Eligible	With Access <sup>1</sup>		Without Access <sup>1</sup>		Average Distance	Average Time
			#	#	%	#	%	1	1
Minnesota	Anoka	24010	1,740	1,740	100.0	0	0.0	6.9	8.9
	Carver	24090	795	795	100.0	0	0.0	7.4	8.6
	Dakota	24180	1,818	1,818	100.0	0	0.0	6.3	8.6
	Hennepin	24260	5,098	5,098	100.0	0	0.0	3.6	5.6
	McLeod	24420	199	199	100.0	0	0.0	10.2	11.1
	Ramsey	24610	2,586	2,586	100.0	0	0.0	2.8	4.6
	Scott	24690	601	601	100.0	0	0.0	7.8	8.8
	Sherburne	24700	498	498	100.0	0	0.0	14.6	16.2
	Washington	24810	1,030	1,030	100.0	0	0.0	6.3	7.7
	Wright	24850	743	743	100.0	0	0.0	10.7	11.8
<b>Grand Totals</b>			<b>15,108</b>	<b>15,108</b>	<b>100.0</b>	<b>0</b>	<b>0.0</b>	<b>5.5</b>	<b>7.3</b>

# Vascular Surgery/Achieve Network/MNN003

May 15, 2024

Created by...  
**HealthPartners**

### Vascular Surgery

279 providers at 155 locations

◆ All providers

### Vascular Surgery

Employee Group  
National Proxy Census  
(Achieve)

Provider Group  
Vascular Surgery

15,108 eligible locations

● With access (15,108)

● Without access (0)

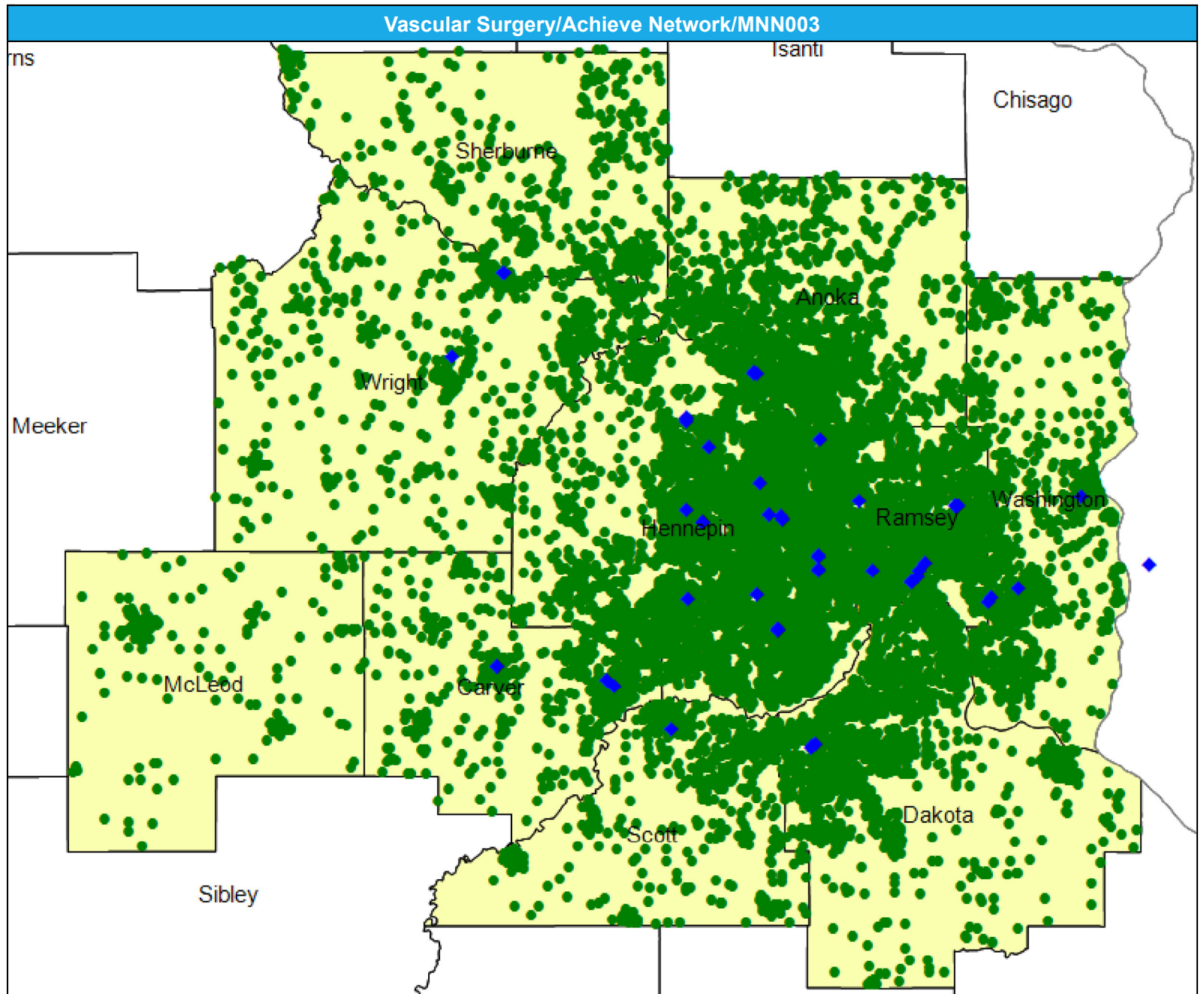
The Access Standard is defined as  
(National Proxy Census  
(Achieve)) eligibles accessing:

1 (Vascular Surgery) provider in  
60 miles or 60 minutes

### Service Areas

■ Achieve

21.57 miles



# Access Detail By County SSA

May 15, 2024

Created by...  
HealthPartners

**Access Analysis**  
Vascular Surgery

**Eligible / Provider Groups**  
National Proxy Census (Achieve)  
Vascular Surgery

<sup>1</sup> The Access Standard is defined as (National Proxy Census (Achieve)) eligibles accessing:  
1 (Vascular Surgery) provider in 60 miles or 60 minutes

Vascular Surgery/Achieve Network/MNN003									
State Name	County	County SSA	Eligible	With Access <sup>1</sup>		Without Access <sup>1</sup>		Average Distance	Average Time
			#	#	%	#	%	1	1
Minnesota	Anoka	24010	1,740	1,740	100.0	0	0.0	7.1	9.3
	Carver	24090	795	795	100.0	0	0.0	5.4	6.0
	Dakota	24180	1,818	1,818	100.0	0	0.0	7.7	9.9
	Hennepin	24260	5,098	5,098	100.0	0	0.0	3.3	5.1
	McLeod	24420	199	199	100.0	0	0.0	25.4	27.7
	Ramsey	24610	2,586	2,586	100.0	0	0.0	2.7	4.3
	Scott	24690	601	601	100.0	0	0.0	7.8	8.9
	Sherburne	24700	498	498	100.0	0	0.0	14.3	15.5
	Washington	24810	1,030	1,030	100.0	0	0.0	6.3	7.7
	Wright	24850	743	743	100.0	0	0.0	10.1	11.1
<b>Grand Totals</b>			<b>15,108</b>	<b>15,108</b>	<b>100.0</b>	<b>0</b>	<b>0.0</b>	<b>5.7</b>	<b>7.3</b>

# Home Health Care Agency/Achieve Network/MNN003

May 15, 2024

Created by...  
HealthPartners

**Home Health Care Agency**  
266 providers at 316 locations

◆ All providers

**Service Areas**  
■ Achieve

21.57 miles

