

Service Area Map/Medica Symphony, Solo, Encore, and Direct/MNN020

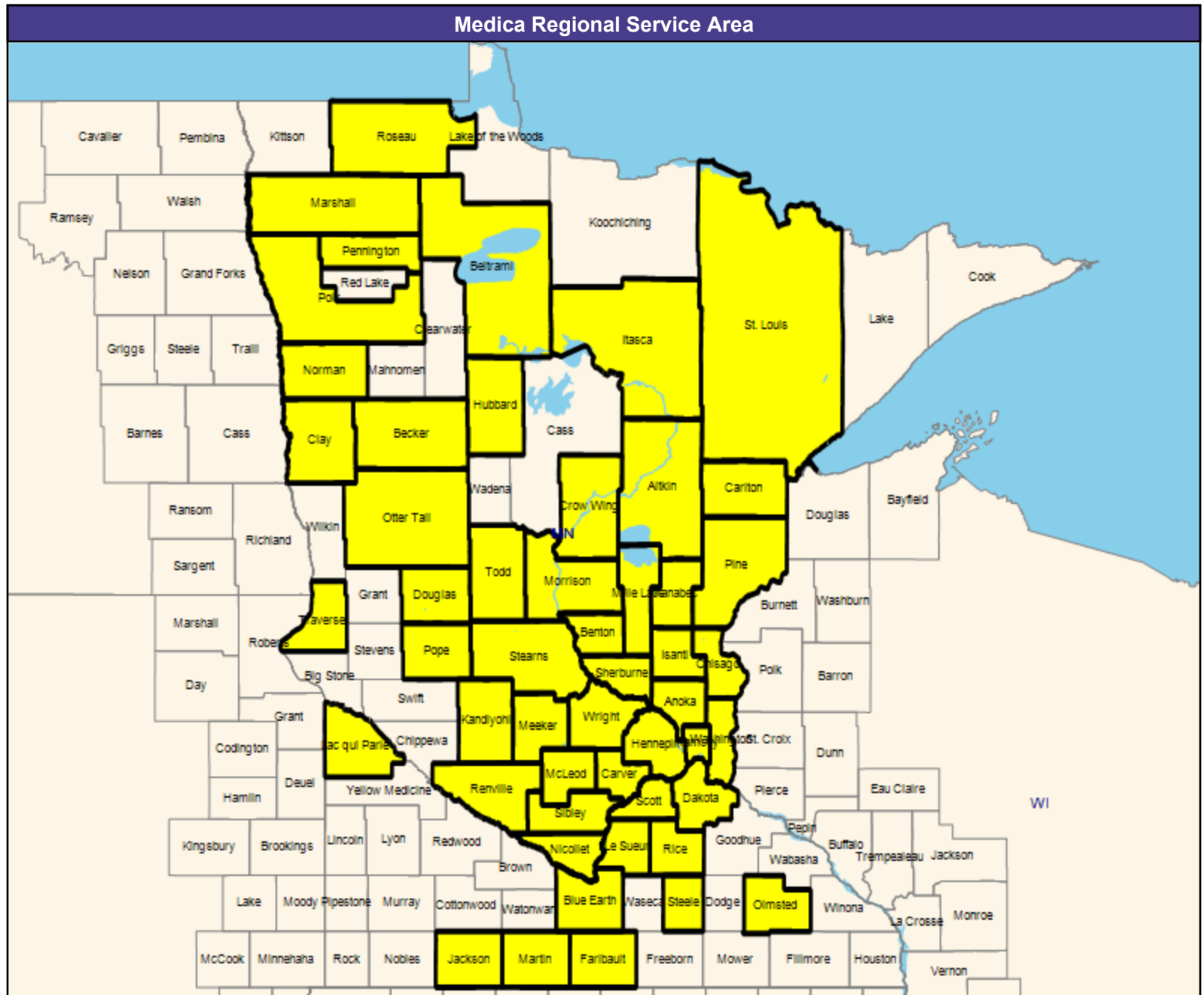
July 1, 2024

Created by...
Medica

Service Areas

■ Medica Symphony, Solo, Encore,
and Direct MNN020

62.17 miles



General Hospital Facilities/Medica Symphony, Solo, Encore, and Direct/MNN020

July 1, 2024

Created by...
Medica

Medica Symphony, Solo, Encore, and Direct MNN020 General Hospital Facilities

188 providers at 193 locations
■ All providers

General Hospital Facilities

Employee Group

National Proxy Census (Medica Symphony, Solo, Encore, and Direct MNN020)

Provider Group

Medica Symphony, Solo, Encore, and Direct MNN020 General Hospital Facilities (Medica Regional Service Area)

27,221 eligible locations

◆ With access (27,065)
● Without access (156)

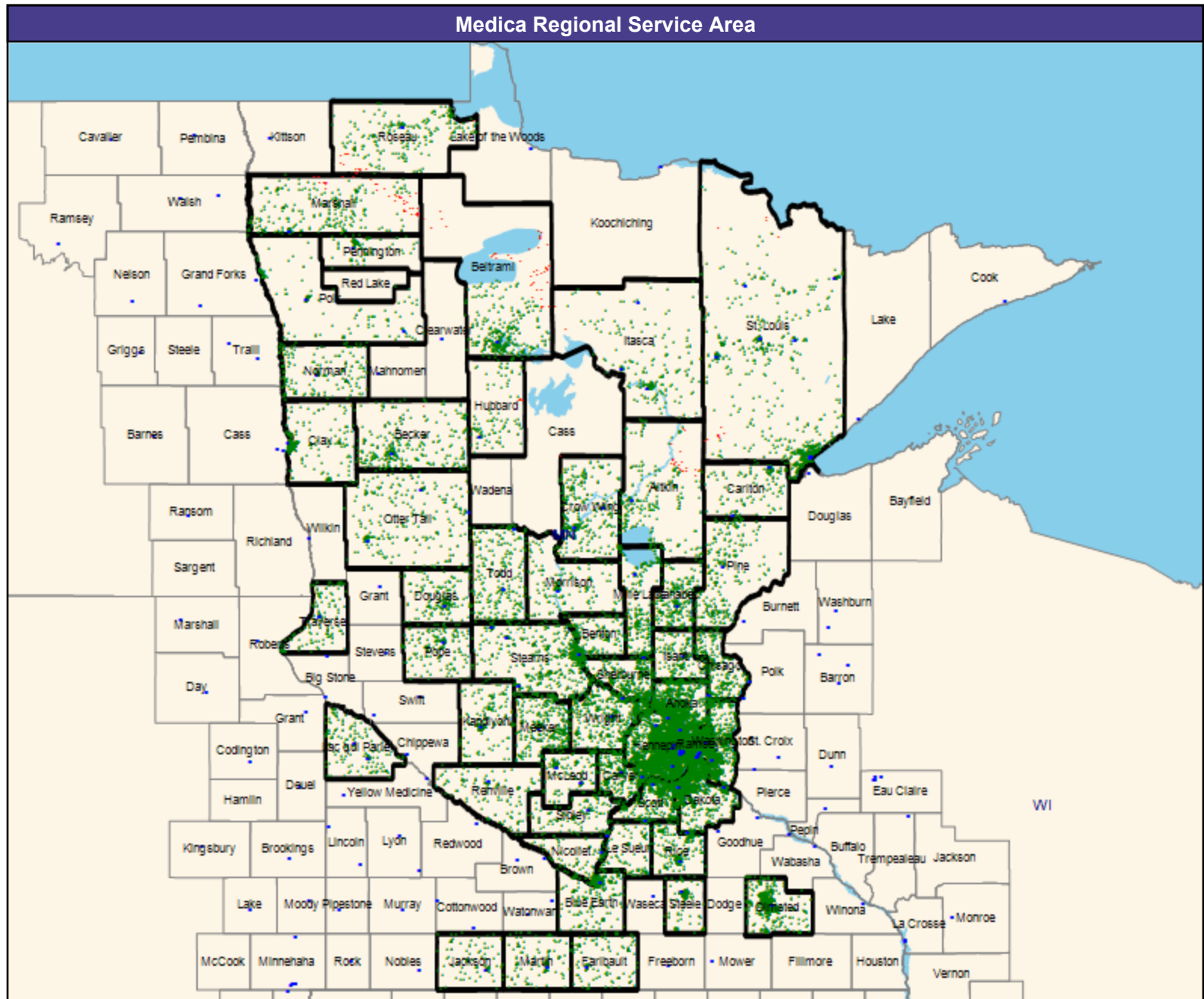
The Access Standard is defined as (National Proxy Census (Medica Symphony, Solo, Encore, and Direct MNN020)) eligibles accessing:

1 (Medica Symphony, Solo, Encore, and Direct MNN020 General Hospital Facilities (Medica Regional Service Area)) provider in 30 miles or 30 minutes

Service Areas

□ Medica Symphony, Solo, Encore, and Direct MNN020

62.17 miles



Access Detail By County

July 1, 2024

Created by...
Medica

Access Analysis
General Hospital Facilities

Eligible / Provider Groups
National Proxy Census (Medica Symphony, Solo, Encore, and Direct MNN020)
Medica Symphony, Solo, Encore, and Direct MNN020 General Hospital Facilities (Medica Regional Service Area)

		All Eligibles								
State Name	County	Eligible	Provider	Counts	With Access		Without Access		Average Distance	Average Time
		#	Standard	#	#	%	#	%	1	1
Minnesota	Aitkin	287	1 in 30 miles or 30 mins	1	264	92.0	23	8.0	15.9	17.3
	Anoka	1,740	1 in 30 miles or 30 mins	2	1,740	100.0	0	0.0	6.6	8.7
	Becker	364	1 in 30 miles or 30 mins	1	363	99.7	1	0.3	10.8	11.7
	Beltrami	450	1 in 30 miles or 30 mins	1	405	90.0	45	10.0	12.9	14.1
	Benton	243	1 in 30 miles or 30 mins	0	243	100.0	0	0.0	9.0	10.5
	Blue Earth	347	1 in 30 miles or 30 mins	1	347	100.0	0	0.0	7.0	7.6
	Carlton	180	1 in 30 miles or 30 mins	2	180	100.0	0	0.0	7.0	7.6
	Carver	795	1 in 30 miles or 30 mins	2	795	100.0	0	0.0	5.5	6.1
	Chisago	271	1 in 30 miles or 30 mins	1	271	100.0	0	0.0	10.2	11.1
	Clay	324	1 in 30 miles or 30 mins	0	324	100.0	0	0.0	9.6	10.7
	Crow Wing	348	1 in 30 miles or 30 mins	2	347	99.7	1	0.3	10.7	11.6
	Dakota	1,818	1 in 30 miles or 30 mins	3	1,818	100.0	0	0.0	6.2	8.1
	Douglas	191	1 in 30 miles or 30 mins	1	191	100.0	0	0.0	7.8	8.4
	Faribault	151	1 in 30 miles or 30 mins	1	151	100.0	0	0.0	13.1	14.2
	Hennepin	5,098	1 in 30 miles or 30 mins	10	5,098	100.0	0	0.0	4.8	7.3
	Hubbard	110	1 in 30 miles or 30 mins	1	106	96.4	4	3.6	12.3	13.3
	Isanti	226	1 in 30 miles or 30 mins	1	226	100.0	0	0.0	7.4	8.1
	Itasca	216	1 in 30 miles or 30 mins	3	214	99.1	2	0.9	11.2	12.2
	Jackson	107	1 in 30 miles or 30 mins	1	107	100.0	0	0.0	8.7	9.4
	Kanabec	347	1 in 30 miles or 30 mins	1	347	100.0	0	0.0	6.4	6.9
	Kandiyohi	231	1 in 30 miles or 30 mins	1	231	100.0	0	0.0	7.4	8.0
	Lac qui Parle	265	1 in 30 miles or 30 mins	2	265	100.0	0	0.0	5.8	6.2
	Le Sueur	145	1 in 30 miles or 30 mins	1	145	100.0	0	0.0	8.7	9.4
	Marshall	388	1 in 30 miles or 30 mins	1	336	86.6	52	13.4	17.8	19.4
	Martin	200	1 in 30 miles or 30 mins	1	200	100.0	0	0.0	7.8	8.4
	McLeod	199	1 in 30 miles or 30 mins	2	199	100.0	0	0.0	6.1	6.6
	Meeker	512	1 in 30 miles or 30 mins	1	512	100.0	0	0.0	8.7	9.4
	Mille Lacs	305	1 in 30 miles or 30 mins	1	305	100.0	0	0.0	10.5	11.4
	Morrison	187	1 in 30 miles or 30 mins	1	187	100.0	0	0.0	10.4	11.3
	Nicollet	161	1 in 30 miles or 30 mins	1	161	100.0	0	0.0	5.7	6.2
	Norman	286	1 in 30 miles or 30 mins	1	286	100.0	0	0.0	11.2	12.2
	Olmsted	706	1 in 30 miles or 30 mins	1	706	100.0	0	0.0	6.8	7.5
	Otter Tail	302	1 in 30 miles or 30 mins	3	302	100.0	0	0.0	11.3	12.2
	Pennington	145	1 in 30 miles or 30 mins	1	145	100.0	0	0.0	6.3	6.8
	Pine	298	1 in 30 miles or 30 mins	1	298	100.0	0	0.0	11.6	12.6
	Polk	156	1 in 30 miles or 30 mins	2	156	100.0	0	0.0	9.7	10.5
	Pope	232	1 in 30 miles or 30 mins	1	232	100.0	0	0.0	7.9	8.5
	Ramsey	2,586	1 in 30 miles or 30 mins	8	2,586	100.0	0	0.0	3.4	5.5
	Renville	157	1 in 30 miles or 30 mins	1	157	100.0	0	0.0	10.3	11.2
	Rice	308	1 in 30 miles or 30 mins	1	308	100.0	0	0.0	5.5	5.9

Access Detail By County

July 1, 2024

Created by...
Medica

Access Analysis
 General Hospital Facilities
 Eligible / Provider Groups
 National Proxy Census (Medica Symphony, Solo, Encore, and Direct MNN020)
 Medica Symphony, Solo, Encore, and Direct MNN020 General Hospital Facilities (Medica Regional Service Area)

All Eligibles										
State Name	County	Eligible	Provider	Counts	With Access		Without Access		Average Distance	Average Time
		#	Standard	#	#	%	#	%	1	1
Minnesota	Roseau	347	1 in 30 miles or 30 mins	1	334	96.3	13	3.7	15.4	16.8
	Scott	601	1 in 30 miles or 30 mins	2	601	100.0	0	0.0	6.3	7.2
	Sherburne	498	1 in 30 miles or 30 mins	1	498	100.0	0	0.0	9.0	9.9
	Sibley	167	1 in 30 miles or 30 mins	1	167	100.0	0	0.0	10.0	10.9
	St. Louis	919	1 in 30 miles or 30 mins	8	904	98.4	15	1.6	7.6	8.8
	Stearns	798	1 in 30 miles or 30 mins	4	798	100.0	0	0.0	8.0	9.1
	Steele	191	1 in 30 miles or 30 mins	1	191	100.0	0	0.0	6.6	7.2
	Todd	286	1 in 30 miles or 30 mins	2	286	100.0	0	0.0	9.3	10.2
	Traverse	259	1 in 30 miles or 30 mins	1	259	100.0	0	0.0	7.1	7.7
	Washington	1,030	1 in 30 miles or 30 mins	1	1,030	100.0	0	0.0	7.2	8.8
	Wright	743	1 in 30 miles or 30 mins	2	743	100.0	0	0.0	9.7	10.7
Grand Totals		27,221	1 in 30 miles or 30 mins	91	27,065	99.4	156	0.6	7.3	8.8

Emergency Medicine Providers/Medica Symphony, Solo, Encore, and Direct/MNN020

July 1, 2024

Created by...
Medica

Medica Symphony, Solo, Encore, and Direct MNN020 Emergency Medicine Providers

4,294 providers at 192 locations
■ All providers

Emergency Medicine Providers

Employee Group

National Proxy Census (Medica Symphony, Solo, Encore, and Direct MNN020)

Provider Group

Medica Symphony, Solo, Encore, and Direct MNN020 Emergency Medicine Providers (Medica Regional Service Area)

27,221 eligible locations
◆ With access (26,980)
● Without access (241)

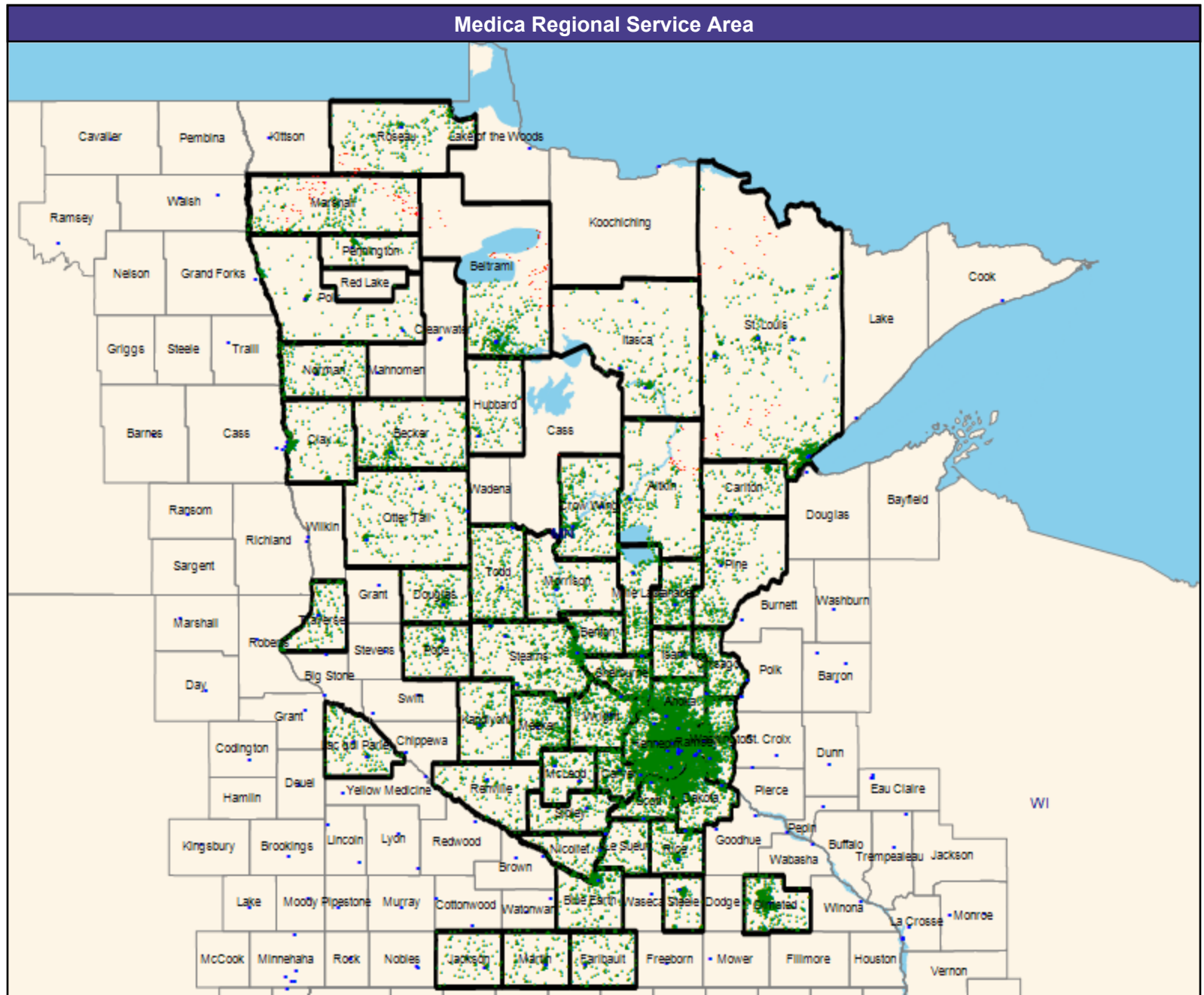
The Access Standard is defined as (National Proxy Census (Medica Symphony, Solo, Encore, and Direct MNN020)) eligibles accessing:

1 (Medica Symphony, Solo, Encore, and Direct MNN020 Emergency Medicine Providers (Medica Regional Service Area)) provider in 30 miles or 30 minutes

Service Areas

□ Medica Symphony, Solo, Encore, and Direct MNN020

62.17 miles



Access Detail By County

July 1, 2024

Created by...
Medica

Access Analysis
Emergency Medicine Providers

Eligible / Provider Groups
National Proxy Census (Medica Symphony, Solo, Encore, and Direct MNN020)
Medica Symphony, Solo, Encore, and Direct MNN020 Emergency Medicine Providers (Medica Regional Service Area)

All Eligibles										
State Name	County	Eligible	Provider	Counts	With Access		Without Access		Average Distance	Average Time
		#	Standard	#	#	%	#	%	1	1
Minnesota	Aitkin	287	1 in 30 miles or 30 mins	35	264	92.0	23	8.0	15.9	17.3
	Anoka	1,740	1 in 30 miles or 30 mins	13	1,740	100.0	0	0.0	6.6	8.7
	Becker	364	1 in 30 miles or 30 mins	62	363	99.7	1	0.3	10.8	11.7
	Beltrami	450	1 in 30 miles or 30 mins	126	405	90.0	45	10.0	12.8	13.9
	Benton	243	1 in 30 miles or 30 mins	0	243	100.0	0	0.0	9.0	10.5
	Blue Earth	347	1 in 30 miles or 30 mins	144	347	100.0	0	0.0	7.0	7.6
	Carlton	180	1 in 30 miles or 30 mins	76	180	100.0	0	0.0	15.6	16.9
	Carver	795	1 in 30 miles or 30 mins	137	795	100.0	0	0.0	5.5	6.1
	Chisago	271	1 in 30 miles or 30 mins	50	271	100.0	0	0.0	10.2	11.1
	Clay	324	1 in 30 miles or 30 mins	0	324	100.0	0	0.0	9.3	10.5
	Crow Wing	348	1 in 30 miles or 30 mins	112	347	99.7	1	0.3	10.7	11.6
	Dakota	1,818	1 in 30 miles or 30 mins	123	1,818	100.0	0	0.0	10.0	13.3
	Douglas	191	1 in 30 miles or 30 mins	49	191	100.0	0	0.0	7.8	8.4
	Faribault	151	1 in 30 miles or 30 mins	58	151	100.0	0	0.0	13.1	14.2
	Hennepin	5,098	1 in 30 miles or 30 mins	1,175	5,098	100.0	0	0.0	4.1	6.3
	Hubbard	110	1 in 30 miles or 30 mins	58	109	99.1	1	0.9	12.2	13.2
	Isanti	226	1 in 30 miles or 30 mins	15	226	100.0	0	0.0	7.4	8.1
	Itasca	216	1 in 30 miles or 30 mins	155	214	99.1	2	0.9	11.2	12.2
	Jackson	107	1 in 30 miles or 30 mins	6	107	100.0	0	0.0	8.7	9.4
	Kanabec	347	1 in 30 miles or 30 mins	136	347	100.0	0	0.0	6.4	6.9
	Kandiyohi	231	1 in 30 miles or 30 mins	99	231	100.0	0	0.0	7.4	8.0
	Lac qui Parle	265	1 in 30 miles or 30 mins	31	265	100.0	0	0.0	5.8	6.2
	Le Sueur	145	1 in 30 miles or 30 mins	156	145	100.0	0	0.0	8.7	9.4
	Marshall	388	1 in 30 miles or 30 mins	0	279	71.9	109	28.1	26.0	28.4
	Martin	200	1 in 30 miles or 30 mins	115	200	100.0	0	0.0	7.8	8.4
	McLeod	199	1 in 30 miles or 30 mins	39	199	100.0	0	0.0	6.1	6.6
	Meeker	512	1 in 30 miles or 30 mins	74	512	100.0	0	0.0	8.7	9.4
	Mille Lacs	305	1 in 30 miles or 30 mins	65	305	100.0	0	0.0	10.5	11.4
	Morrison	187	1 in 30 miles or 30 mins	39	187	100.0	0	0.0	10.4	11.3
	Nicollet	161	1 in 30 miles or 30 mins	51	161	100.0	0	0.0	5.7	6.2
	Norman	286	1 in 30 miles or 30 mins	25	286	100.0	0	0.0	12.1	13.2
	Olmsted	706	1 in 30 miles or 30 mins	76	706	100.0	0	0.0	6.8	7.5
	Otter Tail	302	1 in 30 miles or 30 mins	216	302	100.0	0	0.0	11.3	12.2
	Pennington	145	1 in 30 miles or 30 mins	79	145	100.0	0	0.0	6.3	6.8
	Pine	298	1 in 30 miles or 30 mins	75	298	100.0	0	0.0	11.6	12.6
	Polk	156	1 in 30 miles or 30 mins	50	156	100.0	0	0.0	10.1	10.9
	Pope	232	1 in 30 miles or 30 mins	49	232	100.0	0	0.0	7.9	8.5
	Ramsey	2,586	1 in 30 miles or 30 mins	513	2,586	100.0	0	0.0	3.4	5.6
	Renville	157	1 in 30 miles or 30 mins	57	157	100.0	0	0.0	10.3	11.2
	Rice	308	1 in 30 miles or 30 mins	85	308	100.0	0	0.0	5.5	5.9

Access Detail By County

July 1, 2024

Created by...
Medica

Access Analysis
Emergency Medicine Providers

Eligible / Provider Groups
National Proxy Census (Medica Symphony, Solo, Encore, and Direct MNN020)
Medica Symphony, Solo, Encore, and Direct MNN020 Emergency Medicine Providers (Medica Regional Service Area)

All Eligibles										
State Name	County	Eligible	Provider	Counts	With Access		Without Access		Average Distance	Average Time
		#	Standard	#	#	%	#	%	1	1
Minnesota	Roseau	347	1 in 30 miles or 30 mins	54	334	96.3	13	3.7	15.4	16.8
	Scott	601	1 in 30 miles or 30 mins	128	601	100.0	0	0.0	7.2	8.2
	Sherburne	498	1 in 30 miles or 30 mins	39	498	100.0	0	0.0	9.0	9.9
	Sibley	167	1 in 30 miles or 30 mins	88	167	100.0	0	0.0	10.0	10.9
	St. Louis	919	1 in 30 miles or 30 mins	515	873	95.0	46	5.0	8.9	10.4
	Stearns	798	1 in 30 miles or 30 mins	283	798	100.0	0	0.0	8.0	9.1
	Steele	191	1 in 30 miles or 30 mins	136	191	100.0	0	0.0	6.5	7.1
	Todd	286	1 in 30 miles or 30 mins	167	286	100.0	0	0.0	9.3	10.2
	Traverse	259	1 in 30 miles or 30 mins	3	259	100.0	0	0.0	7.1	7.7
	Washington	1,030	1 in 30 miles or 30 mins	185	1,030	100.0	0	0.0	7.2	8.8
	Wright	743	1 in 30 miles or 30 mins	146	743	100.0	0	0.0	9.7	10.7
	Grand Totals	27,221	1 in 30 miles or 30 mins	6,168	26,980	99.1	241	0.9	7.6	9.2

Primary Care Providers/Medica Symphony, Solo, Encore, and Direct/MNN020

July 1, 2024

Created by...
Medica

Medica Symphony, Solo, Encore, and Direct MNN020 Primary Care Providers

14,934 providers at 1,626 locations

■ All providers

Primary Care Providers

Employee Group

National Proxy Census (Medica Symphony, Solo, Encore, and Direct MNN020)

Provider Group

Medica Symphony, Solo, Encore, and Direct MNN020 Primary Care Providers (Medica Regional Service Area)

27,221 eligible locations

◆ With access (27,183)

● Without access (38)

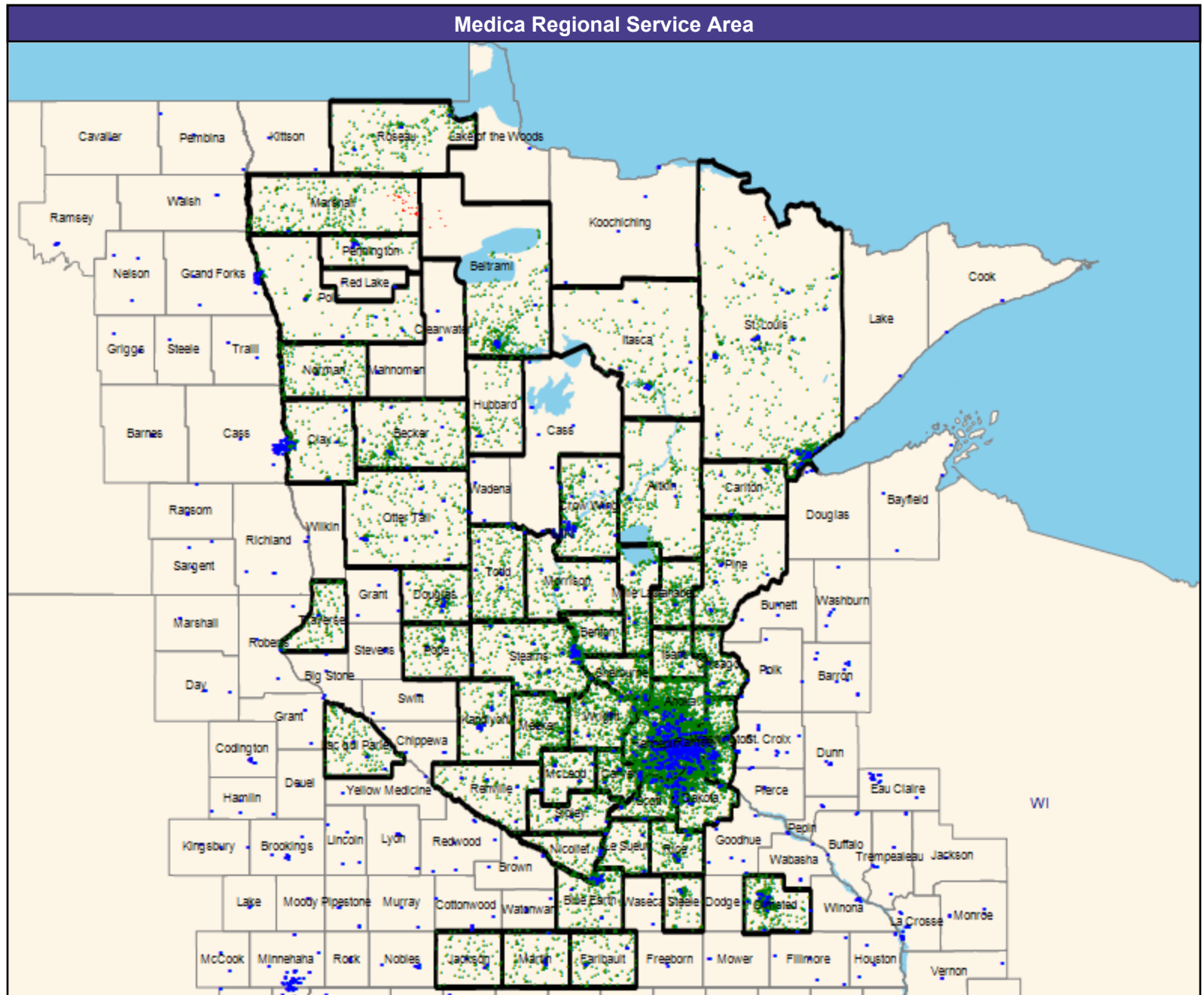
The Access Standard is defined as (National Proxy Census (Medica Symphony, Solo, Encore, and Direct MNN020) eligibles accessing:

1 (Medica Symphony, Solo, Encore, and Direct MNN020 Primary Care Providers (Medica Regional Service Area)) provider in 30 miles or 30 minutes

Service Areas

□ Medica Symphony, Solo, Encore, and Direct MNN020

62.17 miles



Access Detail By County

July 1, 2024

Created by...
Medica

Access Analysis
Primary Care Providers
Eligible / Provider Groups
National Proxy Census (Medica
Symphony, Solo, Encore, and Direct
MNN020)
Medica Symphony, Solo, Encore,
and Direct MNN020 Primary Care
Providers (Medica Regional Service
Area)

All Eligibles										
State Name	County	Eligible	Provider	Counts	With Access		Without Access		Average Distance	Average Time
		#	Standard	#	#	%	#	%	1	1
Minnesota	Aitkin	287	1 in 30 miles or 30 mins	234	287	100.0	0	0.0	9.5	10.3
	Anoka	1,740	1 in 30 miles or 30 mins	2,192	1,740	100.0	0	0.0	3.0	3.7
	Becker	364	1 in 30 miles or 30 mins	350	364	100.0	0	0.0	6.1	6.6
	Beltrami	450	1 in 30 miles or 30 mins	660	445	98.9	5	1.1	7.4	8.1
	Benton	243	1 in 30 miles or 30 mins	211	243	100.0	0	0.0	4.2	4.5
	Blue Earth	347	1 in 30 miles or 30 mins	1,028	347	100.0	0	0.0	3.6	3.9
	Carlton	180	1 in 30 miles or 30 mins	203	180	100.0	0	0.0	5.0	5.4
	Carver	795	1 in 30 miles or 30 mins	1,076	795	100.0	0	0.0	2.3	2.6
	Chisago	271	1 in 30 miles or 30 mins	2,030	271	100.0	0	0.0	3.9	4.2
	Clay	324	1 in 30 miles or 30 mins	378	324	100.0	0	0.0	3.0	3.3
	Crow Wing	348	1 in 30 miles or 30 mins	1,246	348	100.0	0	0.0	4.1	4.4
	Dakota	1,818	1 in 30 miles or 30 mins	4,503	1,818	100.0	0	0.0	1.8	2.2
	Douglas	191	1 in 30 miles or 30 mins	445	191	100.0	0	0.0	4.2	4.5
	Faribault	151	1 in 30 miles or 30 mins	65	151	100.0	0	0.0	7.3	7.9
	Hennepin	5,098	1 in 30 miles or 30 mins	16,381	5,098	100.0	0	0.0	1.0	1.5
	Hubbard	110	1 in 30 miles or 30 mins	177	110	100.0	0	0.0	9.0	9.7
	Isanti	226	1 in 30 miles or 30 mins	275	226	100.0	0	0.0	5.4	5.8
	Itasca	216	1 in 30 miles or 30 mins	465	216	100.0	0	0.0	8.5	9.2
	Jackson	107	1 in 30 miles or 30 mins	56	107	100.0	0	0.0	5.7	6.1
	Kanabec	347	1 in 30 miles or 30 mins	203	347	100.0	0	0.0	5.8	6.3
	Kandiyohi	231	1 in 30 miles or 30 mins	442	231	100.0	0	0.0	4.4	4.7
	Lac qui Parle	265	1 in 30 miles or 30 mins	91	265	100.0	0	0.0	4.8	5.2
	Le Sueur	145	1 in 30 miles or 30 mins	120	145	100.0	0	0.0	4.6	5.0
	Marshall	388	1 in 30 miles or 30 mins	21	357	92.0	31	8.0	14.9	16.2
	Martin	200	1 in 30 miles or 30 mins	232	200	100.0	0	0.0	6.0	6.5
	McLeod	199	1 in 30 miles or 30 mins	381	199	100.0	0	0.0	3.2	3.5
	Meeker	512	1 in 30 miles or 30 mins	198	512	100.0	0	0.0	5.2	5.6
	Mille Lacs	305	1 in 30 miles or 30 mins	157	305	100.0	0	0.0	4.2	4.6
	Morrison	187	1 in 30 miles or 30 mins	463	187	100.0	0	0.0	6.0	6.6
	Nicollet	161	1 in 30 miles or 30 mins	278	161	100.0	0	0.0	3.8	4.1
	Norman	286	1 in 30 miles or 30 mins	84	286	100.0	0	0.0	5.7	6.2
	Olmsted	706	1 in 30 miles or 30 mins	962	706	100.0	0	0.0	2.3	2.6
	Otter Tail	302	1 in 30 miles or 30 mins	922	302	100.0	0	0.0	5.1	5.5
	Pennington	145	1 in 30 miles or 30 mins	207	145	100.0	0	0.0	4.2	4.6
	Pine	298	1 in 30 miles or 30 mins	321	298	100.0	0	0.0	6.5	7.1
	Polk	156	1 in 30 miles or 30 mins	274	156	100.0	0	0.0	5.4	5.8
	Pope	232	1 in 30 miles or 30 mins	142	232	100.0	0	0.0	5.6	6.0
	Ramsey	2,586	1 in 30 miles or 30 mins	8,347	2,586	100.0	0	0.0	0.9	1.3
	Renville	157	1 in 30 miles or 30 mins	110	157	100.0	0	0.0	5.0	5.4
	Rice	308	1 in 30 miles or 30 mins	461	308	100.0	0	0.0	4.0	4.3

Access Detail By County

July 1, 2024

Created by...
Medica

Access Analysis
Primary Care Providers
Eligible / Provider Groups
National Proxy Census (Medica
Symphony, Solo, Encore, and Direct
MNN020)
Medica Symphony, Solo, Encore,
and Direct MNN020 Primary Care
Providers (Medica Regional Service
Area)

All Eligibles										
State Name	County	Eligible	Provider	Counts	With Access		Without Access		Average Distance	Average Time
		#	Standard	#	#	%	#	%	1	1
Minnesota	Roseau	347	1 in 30 miles or 30 mins	116	347	100.0	0	0.0	6.8	7.4
	Scott	601	1 in 30 miles or 30 mins	983	601	100.0	0	0.0	2.2	2.5
	Sherburne	498	1 in 30 miles or 30 mins	1,580	498	100.0	0	0.0	4.1	4.4
	Sibley	167	1 in 30 miles or 30 mins	433	167	100.0	0	0.0	4.3	4.7
	St. Louis	919	1 in 30 miles or 30 mins	2,390	917	99.8	2	0.2	4.5	4.9
	Stearns	798	1 in 30 miles or 30 mins	2,245	798	100.0	0	0.0	3.3	3.6
	Steele	191	1 in 30 miles or 30 mins	596	191	100.0	0	0.0	5.0	5.4
	Todd	286	1 in 30 miles or 30 mins	389	286	100.0	0	0.0	5.9	6.4
	Traverse	259	1 in 30 miles or 30 mins	31	259	100.0	0	0.0	5.4	5.8
	Washington	1,030	1 in 30 miles or 30 mins	3,200	1,030	100.0	0	0.0	2.2	2.5
	Wright	743	1 in 30 miles or 30 mins	1,187	743	100.0	0	0.0	3.0	3.3
	Grand Totals	27,221	1 in 30 miles or 30 mins	59,541	27,183	99.9	38	0.1	3.3	3.8

Mental Health Provider Prescribers/Medica Symphony, Solo, Encore, and Direct/MNN020

July 1, 2024

Created by...
Medica

Medica Symphony, Solo, Encore, and Direct MNN020 Mental Health Provider Prescribers

18 providers at 13 locations
■ All providers

Mental Health Provider Prescribers

Employee Group

National Proxy Census (Medica Symphony, Solo, Encore, and Direct MNN020)

Provider Group

Medica Symphony, Solo, Encore, and Direct MNN020 Mental Health Provider Prescribers (Medica Regional Service Area)

27,221 eligible locations
◆ With access (18,501)
● Without access (8,720)

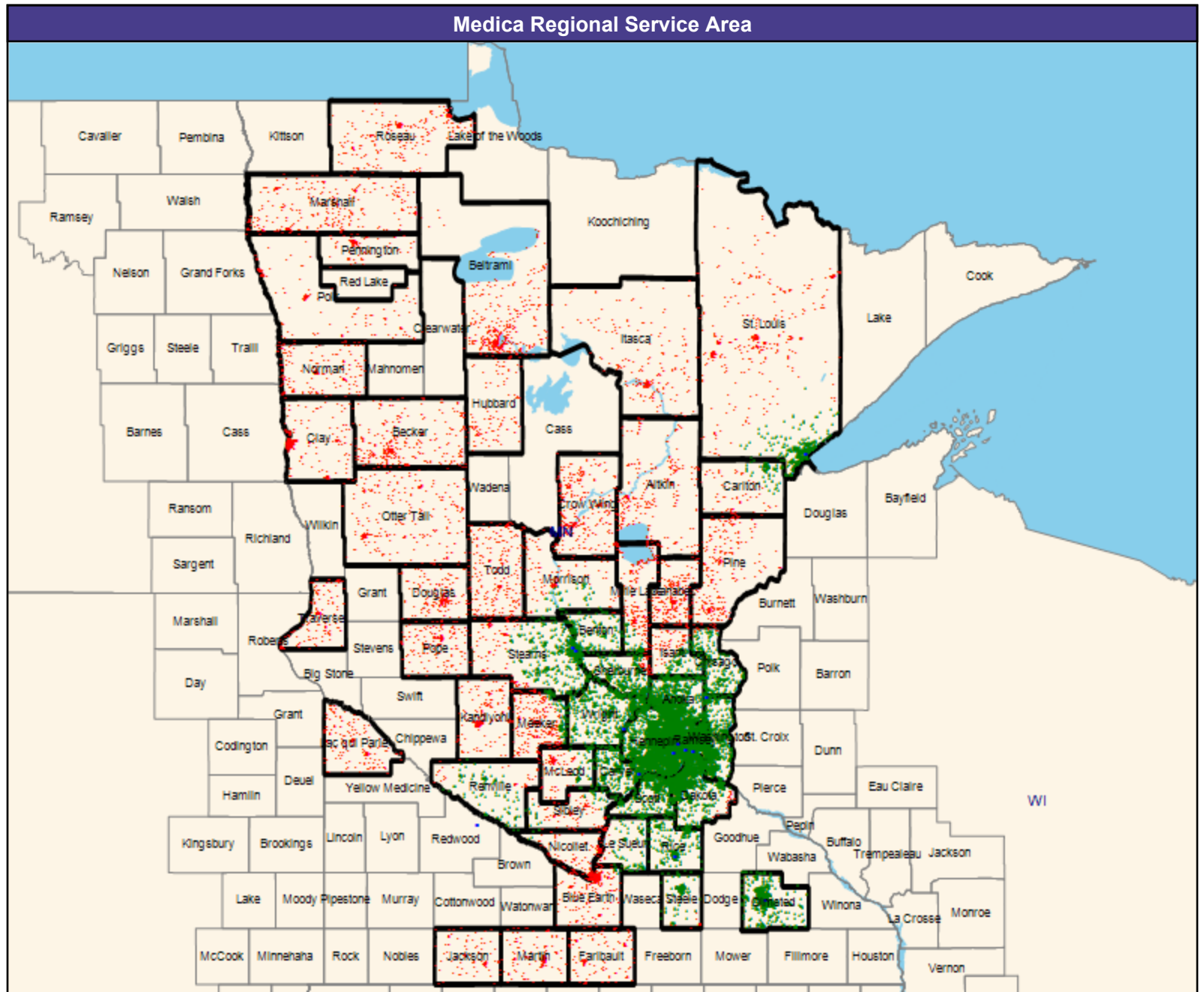
The Access Standard is defined as (National Proxy Census (Medica Symphony, Solo, Encore, and Direct MNN020) eligibles accessing:

1 (Medica Symphony, Solo, Encore, and Direct MNN020 Mental Health Provider Prescribers (Medica Regional Service Area)) provider in 30 miles or 30 minutes

Service Areas

□ Medica Symphony, Solo, Encore, and Direct MNN020

62.17 miles



Access Detail By County

July 1, 2024

Created by...
Medica

Access Analysis
Mental Health Provider Prescribers

Eligible / Provider Groups
National Proxy Census (Medica Symphony, Solo, Encore, and Direct MNN020)
Medica Symphony, Solo, Encore, and Direct MNN020 Mental Health Provider Prescribers (Medica Regional Service Area)

		All Eligibles								
State Name	County	Eligible	Provider	Counts	With Access		Without Access		Average Distance	Average Time
		#	Standard	#	#	%	#	%	1	1
Minnesota	Aitkin	287	1 in 30 miles or 30 mins	0	0	0.0	287	100.0	66.9	80.9
	Anoka	1,740	1 in 30 miles or 30 mins	0	1,740	100.0	0	0.0	14.9	19.6
	Becker	364	1 in 30 miles or 30 mins	0	0	0.0	364	100.0	119.8	130.7
	Beltrami	450	1 in 30 miles or 30 mins	0	0	0.0	450	100.0	140.1	157.5
	Benton	243	1 in 30 miles or 30 mins	0	240	98.8	3	1.2	9.1	10.0
	Blue Earth	347	1 in 30 miles or 30 mins	0	8	2.3	339	97.7	42.6	46.5
	Carlton	180	1 in 30 miles or 30 mins	0	110	61.1	70	38.9	29.7	41.9
	Carver	795	1 in 30 miles or 30 mins	1	795	100.0	0	0.0	8.9	9.9
	Chisago	271	1 in 30 miles or 30 mins	0	259	95.6	12	4.4	17.4	18.9
	Clay	324	1 in 30 miles or 30 mins	0	0	0.0	324	100.0	148.5	164.6
	Crow Wing	348	1 in 30 miles or 30 mins	0	0	0.0	348	100.0	61.7	67.2
	Dakota	1,818	1 in 30 miles or 30 mins	0	1,798	98.9	20	1.1	14.5	21.7
	Douglas	191	1 in 30 miles or 30 mins	0	0	0.0	191	100.0	66.2	72.2
	Faribault	151	1 in 30 miles or 30 mins	0	0	0.0	151	100.0	64.1	69.9
	Hennepin	5,098	1 in 30 miles or 30 mins	6	5,098	100.0	0	0.0	8.0	12.3
	Hubbard	110	1 in 30 miles or 30 mins	0	0	0.0	110	100.0	109.9	119.9
	Isanti	226	1 in 30 miles or 30 mins	0	142	62.8	84	37.2	29.0	31.7
	Itasca	216	1 in 30 miles or 30 mins	0	0	0.0	216	100.0	84.7	119.1
	Jackson	107	1 in 30 miles or 30 mins	0	0	0.0	107	100.0	58.7	64.0
	Kanabec	347	1 in 30 miles or 30 mins	0	0	0.0	347	100.0	48.1	52.5
	Kandiyohi	231	1 in 30 miles or 30 mins	0	1	0.4	230	99.6	45.3	49.4
	Lac qui Parle	265	1 in 30 miles or 30 mins	0	0	0.0	265	100.0	71.3	77.7
	Le Sueur	145	1 in 30 miles or 30 mins	0	114	78.6	31	21.4	25.1	27.4
	Marshall	388	1 in 30 miles or 30 mins	0	0	0.0	388	100.0	220.5	241.2
	Martin	200	1 in 30 miles or 30 mins	0	0	0.0	200	100.0	68.1	74.3
	McLeod	199	1 in 30 miles or 30 mins	0	81	40.7	118	59.3	32.9	35.8
	Meeker	512	1 in 30 miles or 30 mins	0	110	21.5	402	78.5	36.4	39.7
	Mille Lacs	305	1 in 30 miles or 30 mins	0	82	26.9	223	73.1	39.8	43.8
	Morrison	187	1 in 30 miles or 30 mins	0	50	26.7	137	73.3	34.3	37.4
	Nicollet	161	1 in 30 miles or 30 mins	0	5	3.1	156	96.9	38.8	42.3
	Norman	286	1 in 30 miles or 30 mins	0	0	0.0	286	100.0	164.9	179.9
	Olmsted	706	1 in 30 miles or 30 mins	2	706	100.0	0	0.0	6.3	7.6
	Otter Tail	302	1 in 30 miles or 30 mins	0	0	0.0	302	100.0	100.2	109.2
	Pennington	145	1 in 30 miles or 30 mins	0	0	0.0	145	100.0	199.3	217.4
	Pine	298	1 in 30 miles or 30 mins	0	0	0.0	298	100.0	49.9	58.7
	Polk	156	1 in 30 miles or 30 mins	0	0	0.0	156	100.0	186.7	203.7
	Pope	232	1 in 30 miles or 30 mins	0	0	0.0	232	100.0	61.9	67.5
	Ramsey	2,586	1 in 30 miles or 30 mins	3	2,586	100.0	0	0.0	5.4	9.0
	Renville	157	1 in 30 miles or 30 mins	0	121	77.1	36	22.9	24.0	26.1
	Rice	308	1 in 30 miles or 30 mins	1	308	100.0	0	0.0	9.7	10.6

Access Detail By County

July 1, 2024

Created by...
Medica

Access Analysis
Mental Health Provider Prescribers

Eligible / Provider Groups
National Proxy Census (Medica
Symphony, Solo, Encore, and Direct
MNN020)
Medica Symphony, Solo, Encore,
and Direct MNN020 Mental Health
Provider Prescribers (Medica
Regional Service Area)

All Eligibles										
State Name	County	Eligible	Provider	Counts	With Access		Without Access		Average Distance	Average Time
		#	Standard	#	#	%	#	%	1	1
Minnesota	Roseau	347	1 in 30 miles or 30 mins	0	0	0.0	347	100.0	220.5	259.0
	Scott	601	1 in 30 miles or 30 mins	0	601	100.0	0	0.0	13.5	15.2
	Sherburne	498	1 in 30 miles or 30 mins	0	464	93.2	34	6.8	21.6	24.0
	Sibley	167	1 in 30 miles or 30 mins	0	47	28.1	120	71.9	33.2	36.2
	St. Louis	919	1 in 30 miles or 30 mins	1	465	50.6	454	49.4	35.3	50.0
	Stearns	798	1 in 30 miles or 30 mins	2	626	78.4	172	21.6	16.3	17.9
	Steele	191	1 in 30 miles or 30 mins	0	171	89.5	20	10.5	19.1	20.8
	Todd	286	1 in 30 miles or 30 mins	0	0	0.0	286	100.0	55.6	60.6
	Traverse	259	1 in 30 miles or 30 mins	0	0	0.0	259	100.0	114.3	124.6
	Washington	1,030	1 in 30 miles or 30 mins	1	1,030	100.0	0	0.0	12.7	17.8
	Wright	743	1 in 30 miles or 30 mins	0	743	100.0	0	0.0	15.5	17.2
Grand Totals		27,221	1 in 30 miles or 30 mins	17	18,501	68.0	8,720	32.0	36.6	42.9

Child and Adolescent Psychiatrist/Medica Symphony, Solo, Encore, and Direct/MNN020

July 1, 2024

Created by...
Medica

Medica Symphony, Solo, Encore, and Direct MNN020 Child and Adolescent Psychiatrist

303 providers at 122 locations
■ All providers

Child and Adolescent Psychiatrist

Employee Group

National Proxy Census (Medica Symphony, Solo, Encore, and Direct MNN020)

Provider Group

Medica Symphony, Solo, Encore, and Direct MNN020 Child and Adolescent Psychiatrist (Medica Regional Service Area)

27,221 eligible locations

- ◆ With access (24,195)
- Without access (3,026)

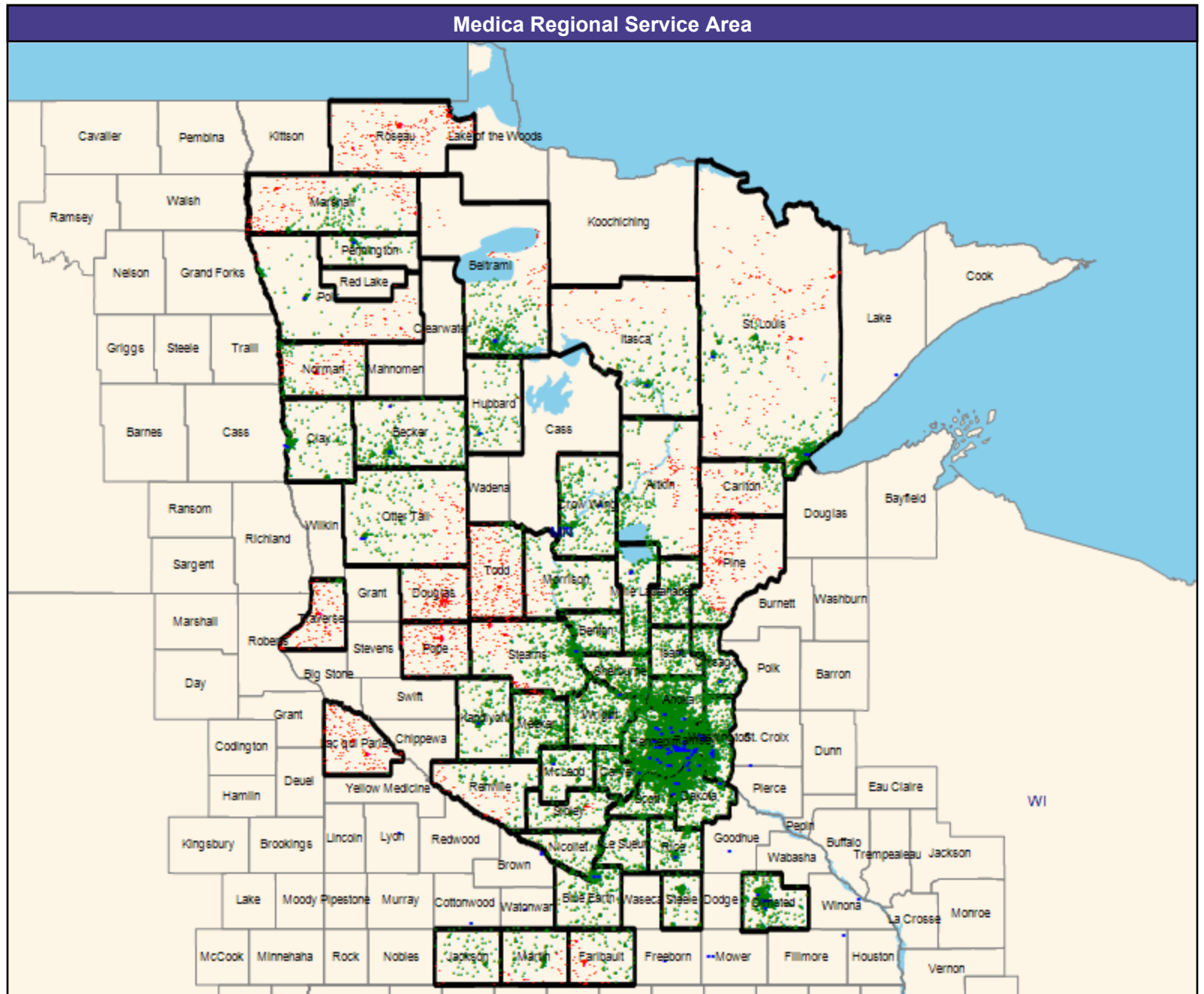
The Access Standard is defined as (National Proxy Census (Medica Symphony, Solo, Encore, and Direct MNN020)) eligibles accessing:

1 (Medica Symphony, Solo, Encore, and Direct MNN020 Child and Adolescent Psychiatrist (Medica Regional Service Area)) provider in 30 miles or 30 minutes

Service Areas

- Medica Symphony, Solo, Encore, and Direct MNN020

62.17 miles



Access Detail By County

July 1, 2024

Created by...
Medica

Access Analysis
Child and Adolescent Psychiatrist

Eligible / Provider Groups
National Proxy Census (Medica Symphony, Solo, Encore, and Direct MNN020)
Medica Symphony, Solo, Encore, and Direct MNN020 Child and Adolescent Psychiatrist (Medica Regional Service Area)

		All Eligibles									
State Name	County	Eligible	Provider	Counts	With Access		Without Access		Average Distance	Average Time	
		#	Standard	#	#	%	#	%	1	1	
Minnesota	Aitkin	287	1 in 30 miles or 30 mins	0	199	69.3	88	30.7	24.5	26.6	
	Anoka	1,740	1 in 30 miles or 30 mins	12	1,740	100.0	0	0.0	5.9	7.5	
	Becker	364	1 in 30 miles or 30 mins	6	364	100.0	0	0.0	9.7	10.5	
	Beltrami	450	1 in 30 miles or 30 mins	4	404	89.8	46	10.2	13.1	14.2	
	Benton	243	1 in 30 miles or 30 mins	0	243	100.0	0	0.0	9.2	10.9	
	Blue Earth	347	1 in 30 miles or 30 mins	7	347	100.0	0	0.0	7.3	8.0	
	Carlton	180	1 in 30 miles or 30 mins	0	110	61.1	70	38.9	29.6	40.2	
	Carver	795	1 in 30 miles or 30 mins	21	795	100.0	0	0.0	8.6	9.5	
	Chisago	271	1 in 30 miles or 30 mins	1	271	100.0	0	0.0	10.0	10.9	
	Clay	324	1 in 30 miles or 30 mins	1	324	100.0	0	0.0	9.2	10.1	
	Crow Wing	348	1 in 30 miles or 30 mins	3	347	99.7	1	0.3	11.1	12.0	
	Dakota	1,818	1 in 30 miles or 30 mins	15	1,818	100.0	0	0.0	4.2	5.1	
	Douglas	191	1 in 30 miles or 30 mins	0	3	1.6	188	98.4	49.2	53.7	
	Faribault	151	1 in 30 miles or 30 mins	0	79	52.3	72	47.7	30.3	33.0	
	Hennepin	5,098	1 in 30 miles or 30 mins	71	5,098	100.0	0	0.0	2.8	4.2	
	Hubbard	110	1 in 30 miles or 30 mins	1	108	98.2	2	1.8	11.9	12.9	
	Isanti	226	1 in 30 miles or 30 mins	2	226	100.0	0	0.0	8.0	8.7	
	Itasca	216	1 in 30 miles or 30 mins	1	176	81.5	40	18.5	16.4	17.8	
	Jackson	107	1 in 30 miles or 30 mins	0	101	94.4	6	5.6	19.4	21.1	
	Kanabec	347	1 in 30 miles or 30 mins	0	346	99.7	1	0.3	22.1	24.0	
	Kandiyohi	231	1 in 30 miles or 30 mins	2	231	100.0	0	0.0	8.5	9.2	
	Lac qui Parle	265	1 in 30 miles or 30 mins	0	1	0.4	264	99.6	48.8	53.2	
	Le Sueur	145	1 in 30 miles or 30 mins	0	145	100.0	0	0.0	20.1	21.9	
	Marshall	388	1 in 30 miles or 30 mins	0	190	49.0	198	51.0	30.8	33.5	
	Martin	200	1 in 30 miles or 30 mins	0	174	87.0	26	13.0	25.4	27.7	
	McLeod	199	1 in 30 miles or 30 mins	3	199	100.0	0	0.0	10.7	11.6	
	Meeker	512	1 in 30 miles or 30 mins	0	485	94.7	27	5.3	21.1	23.1	
	Mille Lacs	305	1 in 30 miles or 30 mins	2	305	100.0	0	0.0	16.9	18.5	
	Morrison	187	1 in 30 miles or 30 mins	0	159	85.0	28	15.0	25.2	28.0	
	Nicollet	161	1 in 30 miles or 30 mins	0	161	100.0	0	0.0	9.2	10.0	
	Norman	286	1 in 30 miles or 30 mins	0	134	46.9	152	53.1	30.1	33.0	
	Olmsted	706	1 in 30 miles or 30 mins	18	706	100.0	0	0.0	4.4	5.0	
	Otter Tail	302	1 in 30 miles or 30 mins	3	230	76.2	72	23.8	20.0	21.8	
	Pennington	145	1 in 30 miles or 30 mins	2	145	100.0	0	0.0	5.2	5.7	
	Pine	298	1 in 30 miles or 30 mins	0	87	29.2	211	70.8	37.6	41.8	
	Polk	156	1 in 30 miles or 30 mins	1	97	62.2	59	37.8	22.7	24.7	
	Pope	232	1 in 30 miles or 30 mins	0	4	1.7	228	98.3	45.6	49.7	
	Ramsey	2,586	1 in 30 miles or 30 mins	63	2,586	100.0	0	0.0	2.1	3.3	
	Renville	157	1 in 30 miles or 30 mins	0	112	71.3	45	28.7	27.1	29.6	
	Rice	308	1 in 30 miles or 30 mins	1	308	100.0	0	0.0	9.6	10.4	

Access Detail By County

July 1, 2024

Created by...
Medica

Access Analysis
Child and Adolescent Psychiatrist

Eligible / Provider Groups
National Proxy Census (Medica Symphony, Solo, Encore, and Direct MNN020)
Medica Symphony, Solo, Encore, and Direct MNN020 Child and Adolescent Psychiatrist (Medica Regional Service Area)

All Eligibles										
State Name	County	Eligible	Provider	Counts	With Access		Without Access		Average Distance	Average Time
		#	Standard	#	#	%	#	%	1	1
Minnesota	Roseau	347	1 in 30 miles or 30 mins	0	0	0.0	347	100.0	58.6	63.9
	Scott	601	1 in 30 miles or 30 mins	0	601	100.0	0	0.0	9.2	10.3
	Sherburne	498	1 in 30 miles or 30 mins	0	498	100.0	0	0.0	11.7	12.9
	Sibley	167	1 in 30 miles or 30 mins	0	146	87.4	21	12.6	24.2	26.4
	St. Louis	919	1 in 30 miles or 30 mins	16	719	78.2	200	21.8	17.3	20.1
	Stearns	798	1 in 30 miles or 30 mins	6	649	81.3	149	18.7	16.1	18.8
	Steele	191	1 in 30 miles or 30 mins	0	191	100.0	0	0.0	16.6	18.1
	Todd	286	1 in 30 miles or 30 mins	0	45	15.7	241	84.3	41.1	45.6
	Traverse	259	1 in 30 miles or 30 mins	0	15	5.8	244	94.2	46.3	50.5
	Washington	1,030	1 in 30 miles or 30 mins	6	1,030	100.0	0	0.0	6.8	8.0
	Wright	743	1 in 30 miles or 30 mins	8	743	100.0	0	0.0	9.8	10.8
	Grand Totals	27,221	1 in 30 miles or 30 mins	276	24,195	88.9	3,026	11.1	12.0	13.7

Psychiatrists/Medica Symphony, Solo, Encore, and Direct/MNN020

July 1, 2024

Created by...
Medica

Medica Symphony, Solo, Encore, and Direct MNN020 Psychiatrists

489 providers at 158 locations

■ All providers

Psychiatrist

Employee Group

National Proxy Census (Medica Symphony, Solo, Encore, and Direct MNN020)

Provider Group

Medica Symphony, Solo, Encore, and Direct MNN020 Psychiatrists (Medica Regional Service Area)

27,221 eligible locations

◆ With access (24,968)

● Without access (2,253)

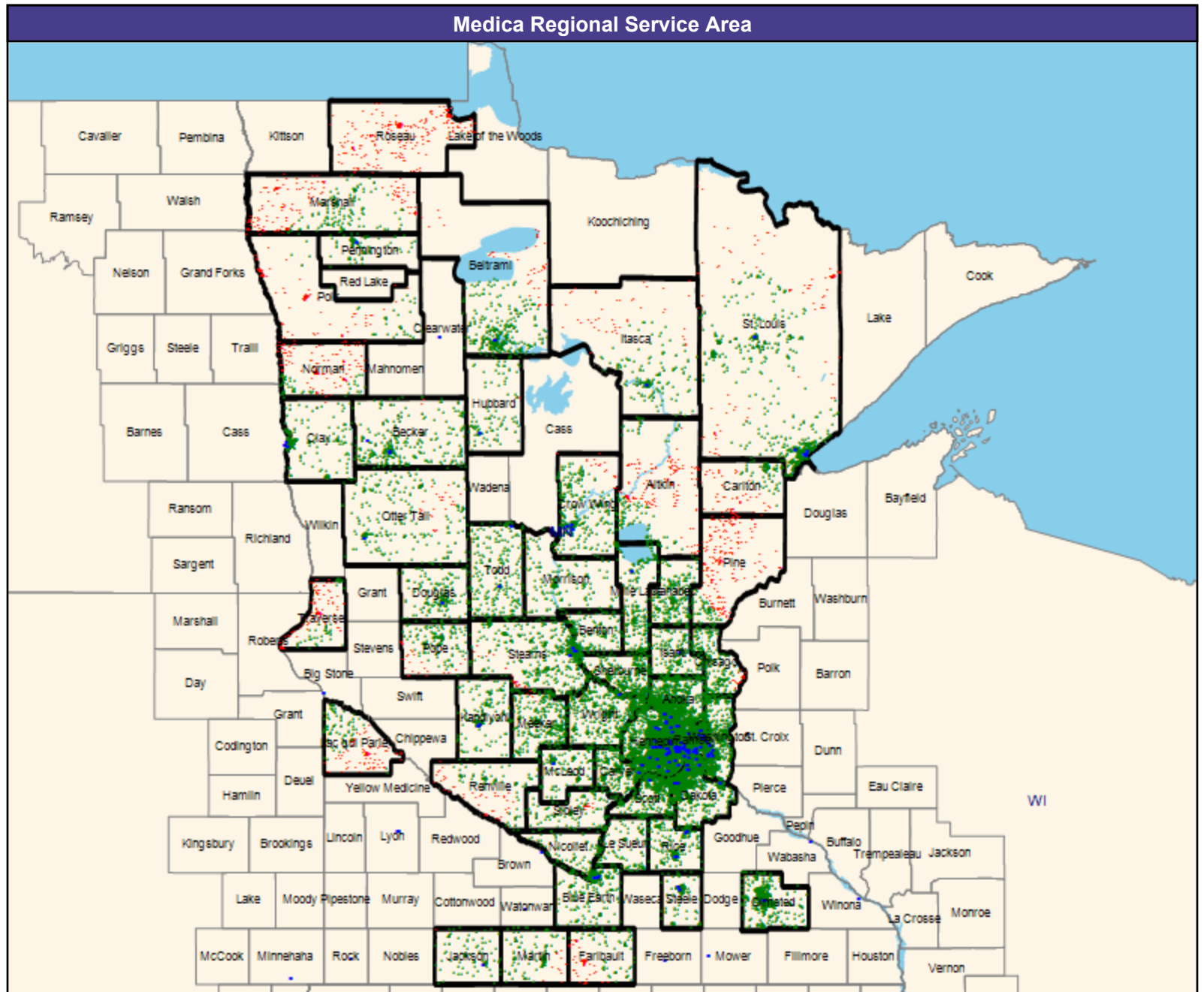
The Access Standard is defined as (National Proxy Census (Medica Symphony, Solo, Encore, and Direct MNN020)) eligibles accessing:

1 (Medica Symphony, Solo, Encore, and Direct MNN020 Psychiatrists (Medica Regional Service Area)) provider in 30 miles or 30 minutes

Service Areas

□ Medica Symphony, Solo, Encore, and Direct MNN020

62.17 miles



Access Detail By County

July 1, 2024

Created by...
Medica

Access Analysis
Psychiatrist
Eligible / Provider Groups
National Proxy Census (Medica
Symphony, Solo, Encore, and Direct
MNN020)
Medica Symphony, Solo, Encore,
and Direct MNN020 Psychiatrists
(Medica Regional Service Area)

		All Eligibles								
State Name	County	Eligible	Provider	Counts	With Access		Without Access		Average Distance	Average Time
		#	Standard	#	#	%	#	%	1	1
Minnesota	Aitkin	287	1 in 30 miles or 30 mins	0	119	41.5	168	58.5	32.0	34.8
	Anoka	1,740	1 in 30 miles or 30 mins	21	1,740	100.0	0	0.0	6.4	8.2
	Becker	364	1 in 30 miles or 30 mins	11	362	99.5	2	0.5	10.1	11.0
	Beltrami	450	1 in 30 miles or 30 mins	3	405	90.0	45	10.0	13.1	14.2
	Benton	243	1 in 30 miles or 30 mins	0	243	100.0	0	0.0	9.0	9.8
	Blue Earth	347	1 in 30 miles or 30 mins	23	347	100.0	0	0.0	7.2	7.8
	Carlton	180	1 in 30 miles or 30 mins	0	117	65.0	63	35.0	27.7	30.2
	Carver	795	1 in 30 miles or 30 mins	11	795	100.0	0	0.0	8.3	9.2
	Chisago	271	1 in 30 miles or 30 mins	0	251	92.6	20	7.4	20.3	22.7
	Clay	324	1 in 30 miles or 30 mins	2	323	99.7	1	0.3	7.8	8.9
	Crow Wing	348	1 in 30 miles or 30 mins	3	329	94.5	19	5.5	13.7	14.8
	Dakota	1,818	1 in 30 miles or 30 mins	23	1,818	100.0	0	0.0	4.3	5.2
	Douglas	191	1 in 30 miles or 30 mins	1	191	100.0	0	0.0	8.2	8.9
	Faribault	151	1 in 30 miles or 30 mins	0	79	52.3	72	47.7	30.2	32.9
	Hennepin	5,098	1 in 30 miles or 30 mins	141	5,098	100.0	0	0.0	2.5	3.7
	Hubbard	110	1 in 30 miles or 30 mins	1	108	98.2	2	1.8	11.9	12.9
	Isanti	226	1 in 30 miles or 30 mins	1	226	100.0	0	0.0	8.1	8.8
	Itasca	216	1 in 30 miles or 30 mins	1	170	78.7	46	21.3	17.3	18.9
	Jackson	107	1 in 30 miles or 30 mins	1	106	99.1	1	0.9	11.4	12.4
	Kanabec	347	1 in 30 miles or 30 mins	0	346	99.7	1	0.3	22.1	24.0
	Kandiyohi	231	1 in 30 miles or 30 mins	2	231	100.0	0	0.0	8.5	9.2
	Lac qui Parle	265	1 in 30 miles or 30 mins	0	94	35.5	171	64.5	30.4	33.1
	Le Sueur	145	1 in 30 miles or 30 mins	0	145	100.0	0	0.0	19.5	21.2
	Marshall	388	1 in 30 miles or 30 mins	0	154	39.7	234	60.3	31.4	34.3
	Martin	200	1 in 30 miles or 30 mins	0	187	93.5	13	6.5	23.3	25.4
	McLeod	199	1 in 30 miles or 30 mins	2	199	100.0	0	0.0	10.7	11.6
	Meeker	512	1 in 30 miles or 30 mins	0	503	98.2	9	1.8	20.8	22.6
	Mille Lacs	305	1 in 30 miles or 30 mins	1	305	100.0	0	0.0	17.2	18.7
	Morrison	187	1 in 30 miles or 30 mins	0	187	100.0	0	0.0	21.5	23.4
	Nicollet	161	1 in 30 miles or 30 mins	0	161	100.0	0	0.0	9.4	10.2
	Norman	286	1 in 30 miles or 30 mins	0	65	22.7	221	77.3	33.9	38.1
	Olmsted	706	1 in 30 miles or 30 mins	49	706	100.0	0	0.0	5.9	6.7
	Otter Tail	302	1 in 30 miles or 30 mins	3	271	89.7	31	10.3	18.0	19.6
	Pennington	145	1 in 30 miles or 30 mins	1	145	100.0	0	0.0	5.5	5.9
	Pine	298	1 in 30 miles or 30 mins	0	80	26.8	218	73.2	37.6	40.9
	Polk	156	1 in 30 miles or 30 mins	0	42	26.9	114	73.1	36.5	39.9
	Pope	232	1 in 30 miles or 30 mins	0	204	87.9	28	12.1	21.3	23.2
	Ramsey	2,586	1 in 30 miles or 30 mins	93	2,586	100.0	0	0.0	1.8	2.8
	Renville	157	1 in 30 miles or 30 mins	0	112	71.3	45	28.7	26.8	29.2
	Rice	308	1 in 30 miles or 30 mins	6	308	100.0	0	0.0	5.1	5.6

Access Detail By County

July 1, 2024

Created by...
Medica

Access Analysis
Psychiatrist

Eligible / Provider Groups
National Proxy Census (Medica
Symphony, Solo, Encore, and Direct
MNN020)
Medica Symphony, Solo, Encore,
and Direct MNN020 Psychiatrists
(Medica Regional Service Area)

All Eligibles										
State Name	County	Eligible	Provider	Counts	With Access		Without Access		Average Distance	Average Time
		#	Standard	#	#	%	#	%	1	1
Minnesota	Roseau	347	1 in 30 miles or 30 mins	0	0	0.0	347	100.0	57.8	63.0
	Scott	601	1 in 30 miles or 30 mins	1	601	100.0	0	0.0	8.0	9.1
	Sherburne	498	1 in 30 miles or 30 mins	0	498	100.0	0	0.0	11.8	12.9
	Sibley	167	1 in 30 miles or 30 mins	0	146	87.4	21	12.6	24.2	26.4
	St. Louis	919	1 in 30 miles or 30 mins	14	807	87.8	112	12.2	13.8	15.3
	Stearns	798	1 in 30 miles or 30 mins	9	758	95.0	40	5.0	12.5	13.7
	Steele	191	1 in 30 miles or 30 mins	3	191	100.0	0	0.0	5.6	6.1
	Todd	286	1 in 30 miles or 30 mins	3	286	100.0	0	0.0	10.6	11.5
	Traverse	259	1 in 30 miles or 30 mins	0	50	19.3	209	80.7	33.5	36.5
	Washington	1,030	1 in 30 miles or 30 mins	10	1,030	100.0	0	0.0	6.9	8.4
	Wright	743	1 in 30 miles or 30 mins	8	743	100.0	0	0.0	13.2	14.6
	Grand Totals	27,221	1 in 30 miles or 30 mins	448	24,968	91.7	2,253	8.3	10.8	12.2

Mental Health Clinical Nurse Specialist/Medica Symphony, Solo, Encore, and Direct/MNN020

July 1, 2024

Created by...
Medica

Medica Symphony, Solo, Encore, and Direct MNN020 Mental Health Clinical Nurse Specialist

18 providers at 13 locations
■ All providers

Mental Health Clinical Nurse Specialist

Employee Group

National Proxy Census (Medica Symphony, Solo, Encore, and Direct MNN020)

Provider Group

Medica Symphony, Solo, Encore, and Direct MNN020 Mental Health Clinical Nurse Specialist (Medica Regional Service Area)

27,221 eligible locations
◆ With access (18,501)
● Without access (8,720)

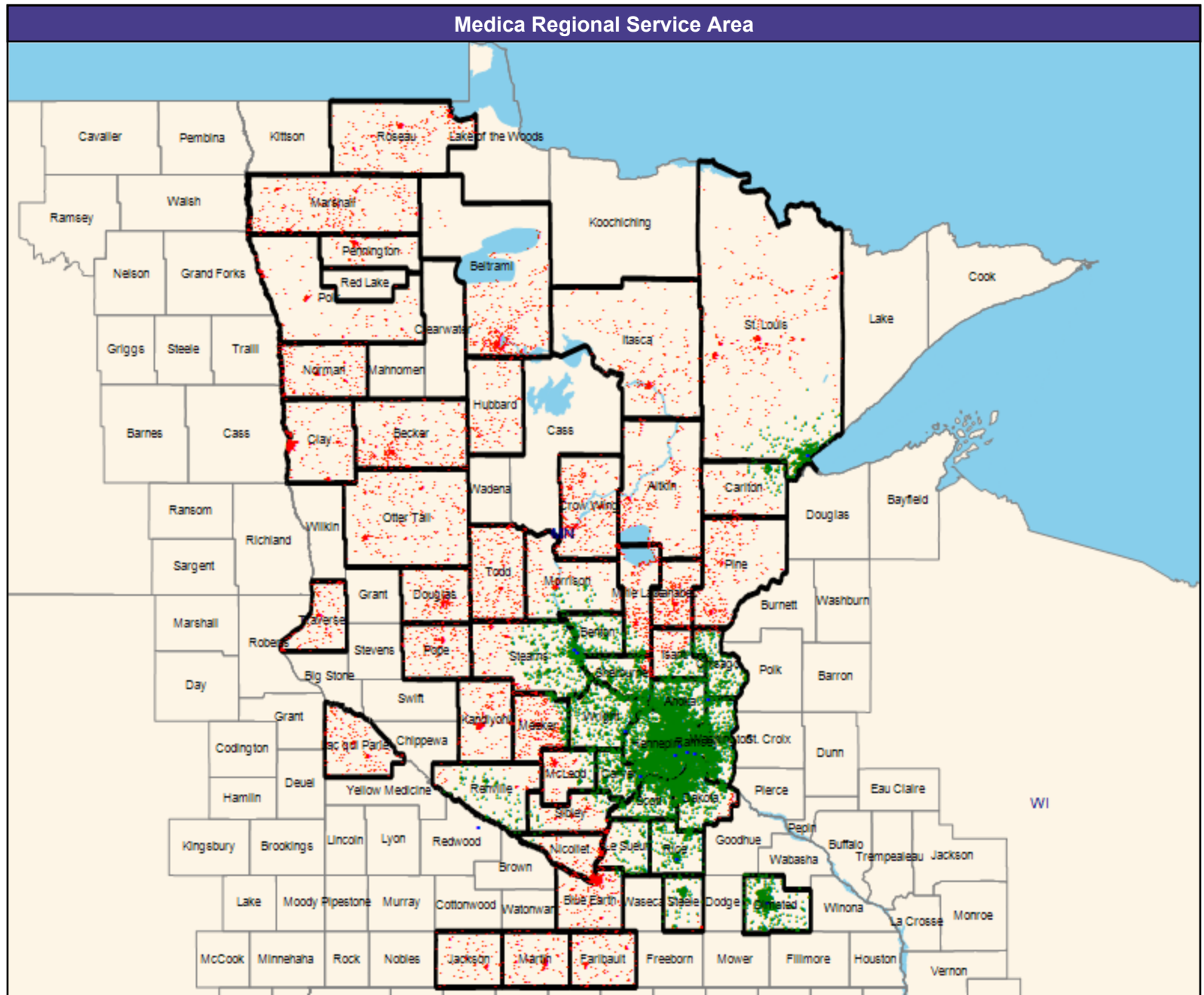
The Access Standard is defined as (National Proxy Census (Medica Symphony, Solo, Encore, and Direct MNN020)) eligibles accessing:

1 (Medica Symphony, Solo, Encore, and Direct MNN020 Mental Health Clinical Nurse Specialist (Medica Regional Service Area)) provider in 30 miles or 30 minutes

Service Areas

□ Medica Symphony, Solo, Encore, and Direct MNN020

62.17 miles



Access Detail By County

July 1, 2024

Created by...
Medica

Access Analysis
Mental Health Clinical Nurse Specialist

Eligible / Provider Groups

National Proxy Census (Medica
Symphony, Solo, Encore, and Direct
MNN020)

Medica Symphony, Solo, Encore,
and Direct MNN020 Mental Health
Clinical Nurse Specialist (Medica
Regional Service Area)

All Eligibles										
State Name	County	Eligible	Provider	Counts	With Access		Without Access		Average Distance	Average Time
		#	Standard	#	#	%	#	%	1	1
Minnesota	Aitkin	287	1 in 30 miles or 30 mins	0	0	0.0	287	100.0	66.9	80.9
	Anoka	1,740	1 in 30 miles or 30 mins	0	1,740	100.0	0	0.0	14.9	19.6
	Becker	364	1 in 30 miles or 30 mins	0	0	0.0	364	100.0	119.8	130.7
	Beltrami	450	1 in 30 miles or 30 mins	0	0	0.0	450	100.0	140.1	157.5
	Benton	243	1 in 30 miles or 30 mins	0	240	98.8	3	1.2	9.1	10.0
	Blue Earth	347	1 in 30 miles or 30 mins	0	8	2.3	339	97.7	42.6	46.5
	Carlton	180	1 in 30 miles or 30 mins	0	110	61.1	70	38.9	29.7	41.9
	Carver	795	1 in 30 miles or 30 mins	1	795	100.0	0	0.0	8.9	9.9
	Chisago	271	1 in 30 miles or 30 mins	0	259	95.6	12	4.4	17.4	18.9
	Clay	324	1 in 30 miles or 30 mins	0	0	0.0	324	100.0	148.5	164.6
	Crow Wing	348	1 in 30 miles or 30 mins	0	0	0.0	348	100.0	61.7	67.2
	Dakota	1,818	1 in 30 miles or 30 mins	0	1,798	98.9	20	1.1	14.5	21.7
	Douglas	191	1 in 30 miles or 30 mins	0	0	0.0	191	100.0	66.2	72.2
	Faribault	151	1 in 30 miles or 30 mins	0	0	0.0	151	100.0	64.1	69.9
	Hennepin	5,098	1 in 30 miles or 30 mins	6	5,098	100.0	0	0.0	8.0	12.3
	Hubbard	110	1 in 30 miles or 30 mins	0	0	0.0	110	100.0	109.9	119.9
	Isanti	226	1 in 30 miles or 30 mins	0	142	62.8	84	37.2	29.0	31.7
	Itasca	216	1 in 30 miles or 30 mins	0	0	0.0	216	100.0	84.7	119.1
	Jackson	107	1 in 30 miles or 30 mins	0	0	0.0	107	100.0	58.7	64.0
	Kanabec	347	1 in 30 miles or 30 mins	0	0	0.0	347	100.0	48.1	52.5
	Kandiyohi	231	1 in 30 miles or 30 mins	0	1	0.4	230	99.6	45.3	49.4
	Lac qui Parle	265	1 in 30 miles or 30 mins	0	0	0.0	265	100.0	71.3	77.7
	Le Sueur	145	1 in 30 miles or 30 mins	0	114	78.6	31	21.4	25.1	27.4
	Marshall	388	1 in 30 miles or 30 mins	0	0	0.0	388	100.0	220.5	241.2
	Martin	200	1 in 30 miles or 30 mins	0	0	0.0	200	100.0	68.1	74.3
	McLeod	199	1 in 30 miles or 30 mins	0	81	40.7	118	59.3	32.9	35.8
	Meeker	512	1 in 30 miles or 30 mins	0	110	21.5	402	78.5	36.4	39.7
	Mille Lacs	305	1 in 30 miles or 30 mins	0	82	26.9	223	73.1	39.8	43.8
	Morrison	187	1 in 30 miles or 30 mins	0	50	26.7	137	73.3	34.3	37.4
	Nicollet	161	1 in 30 miles or 30 mins	0	5	3.1	156	96.9	38.8	42.3
	Norman	286	1 in 30 miles or 30 mins	0	0	0.0	286	100.0	164.9	179.9
	Olmsted	706	1 in 30 miles or 30 mins	2	706	100.0	0	0.0	6.3	7.6
	Otter Tail	302	1 in 30 miles or 30 mins	0	0	0.0	302	100.0	100.2	109.2
	Pennington	145	1 in 30 miles or 30 mins	0	0	0.0	145	100.0	199.3	217.4
	Pine	298	1 in 30 miles or 30 mins	0	0	0.0	298	100.0	49.9	58.7
	Polk	156	1 in 30 miles or 30 mins	0	0	0.0	156	100.0	186.7	203.7
	Pope	232	1 in 30 miles or 30 mins	0	0	0.0	232	100.0	61.9	67.5
	Ramsey	2,586	1 in 30 miles or 30 mins	3	2,586	100.0	0	0.0	5.4	9.0
	Renville	157	1 in 30 miles or 30 mins	0	121	77.1	36	22.9	24.0	26.1
	Rice	308	1 in 30 miles or 30 mins	1	308	100.0	0	0.0	9.7	10.6

Access Detail By County

July 1, 2024

Created by...
Medica

Access Analysis
Mental Health Clinical Nurse Specialist

Eligible / Provider Groups

National Proxy Census (Medica
Symphony, Solo, Encore, and Direct
MNN020)

Medica Symphony, Solo, Encore,
and Direct MNN020 Mental Health
Clinical Nurse Specialist (Medica
Regional Service Area)

All Eligibles										
State Name	County	Eligible	Provider	Counts	With Access		Without Access		Average Distance	Average Time
		#	Standard	#	#	%	#	%	1	1
Minnesota	Roseau	347	1 in 30 miles or 30 mins	0	0	0.0	347	100.0	220.5	259.0
	Scott	601	1 in 30 miles or 30 mins	0	601	100.0	0	0.0	13.5	15.2
	Sherburne	498	1 in 30 miles or 30 mins	0	464	93.2	34	6.8	21.6	24.0
	Sibley	167	1 in 30 miles or 30 mins	0	47	28.1	120	71.9	33.2	36.2
	St. Louis	919	1 in 30 miles or 30 mins	1	465	50.6	454	49.4	35.3	50.0
	Stearns	798	1 in 30 miles or 30 mins	2	626	78.4	172	21.6	16.3	17.9
	Steele	191	1 in 30 miles or 30 mins	0	171	89.5	20	10.5	19.1	20.8
	Todd	286	1 in 30 miles or 30 mins	0	0	0.0	286	100.0	55.6	60.6
	Traverse	259	1 in 30 miles or 30 mins	0	0	0.0	259	100.0	114.3	124.6
	Washington	1,030	1 in 30 miles or 30 mins	1	1,030	100.0	0	0.0	12.7	17.8
	Wright	743	1 in 30 miles or 30 mins	0	743	100.0	0	0.0	15.5	17.2
	Grand Totals	27,221	1 in 30 miles or 30 mins	17	18,501	68.0	8,720	32.0	36.6	42.9

Mental Health Providers/Medica Symphony, Solo, Encore, and Direct/MNN020

July 1, 2024

Created by...
Medica

Medica Symphony, Solo, Encore, and Direct MNN020 Mental Health Providers

9,548 providers at 1,972 locations

■ All providers

Mental Health Providers

Employee Group

National Proxy Census (Medica Symphony, Solo, Encore, and Direct MNN020)

Provider Group

Medica Symphony, Solo, Encore, and Direct MNN020 Mental Health Providers (Medica Regional Service Area)

27,221 eligible locations

◆ With access (26,987)

● Without access (234)

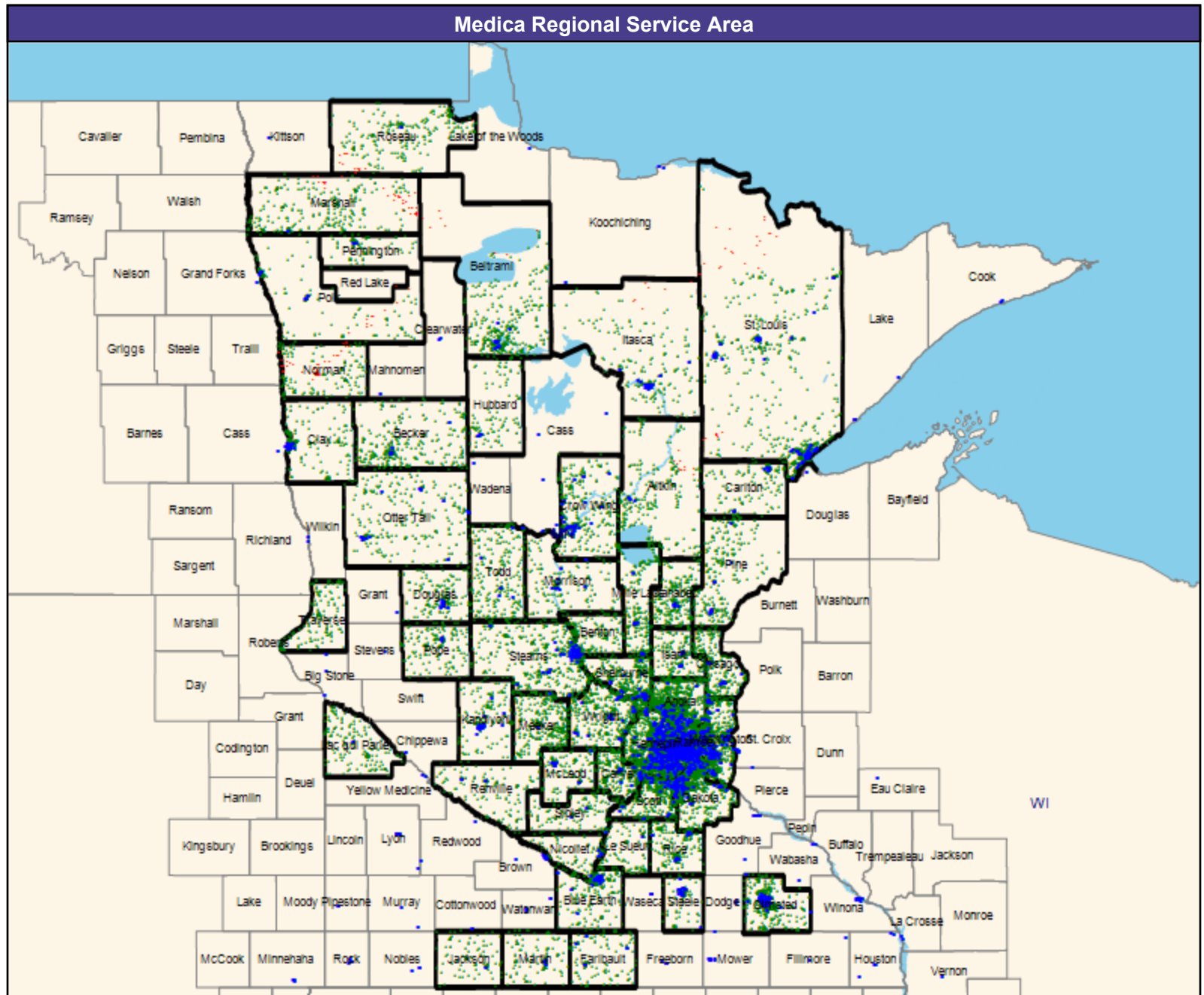
The Access Standard is defined as (National Proxy Census (Medica Symphony, Solo, Encore, and Direct MNN020) eligibles accessing:

1 (Medica Symphony, Solo, Encore, and Direct MNN020 Mental Health Providers (Medica Regional Service Area)) provider in 30 miles or 30 minutes

Service Areas

□ Medica Symphony, Solo, Encore, and Direct MNN020

62.17 miles



Access Detail By County

July 1, 2024

Created by...
Medica

Access Analysis
Mental Health Providers
Eligible / Provider Groups
National Proxy Census (Medica
Symphony, Solo, Encore, and Direct
MNN020)
Medica Symphony, Solo, Encore,
and Direct MNN020 Mental Health
Providers (Medica Regional Service
Area)

All Eligibles										
State Name	County	Eligible	Provider	Counts	With Access		Without Access		Average Distance	Average Time
		#	Standard	#	#	%	#	%	1	1
Minnesota	Aitkin	287	1 in 30 miles or 30 mins	3	276	96.2	11	3.8	14.8	16.1
	Anoka	1,740	1 in 30 miles or 30 mins	415	1,740	100.0	0	0.0	1.7	2.1
	Becker	364	1 in 30 miles or 30 mins	31	364	100.0	0	0.0	8.0	8.7
	Beltrami	450	1 in 30 miles or 30 mins	63	441	98.0	9	2.0	8.1	8.8
	Benton	243	1 in 30 miles or 30 mins	35	243	100.0	0	0.0	6.0	6.5
	Blue Earth	347	1 in 30 miles or 30 mins	146	347	100.0	0	0.0	3.5	3.8
	Carlton	180	1 in 30 miles or 30 mins	23	180	100.0	0	0.0	5.6	6.0
	Carver	795	1 in 30 miles or 30 mins	215	795	100.0	0	0.0	3.0	3.2
	Chisago	271	1 in 30 miles or 30 mins	39	271	100.0	0	0.0	4.7	5.1
	Clay	324	1 in 30 miles or 30 mins	99	324	100.0	0	0.0	7.3	8.0
	Crow Wing	348	1 in 30 miles or 30 mins	90	348	100.0	0	0.0	4.0	4.4
	Dakota	1,818	1 in 30 miles or 30 mins	644	1,818	100.0	0	0.0	1.5	1.8
	Douglas	191	1 in 30 miles or 30 mins	55	191	100.0	0	0.0	5.8	6.2
	Faribault	151	1 in 30 miles or 30 mins	6	151	100.0	0	0.0	5.8	6.3
	Hennepin	5,098	1 in 30 miles or 30 mins	3,223	5,098	100.0	0	0.0	0.8	1.2
	Hubbard	110	1 in 30 miles or 30 mins	26	110	100.0	0	0.0	10.0	10.9
	Isanti	226	1 in 30 miles or 30 mins	47	226	100.0	0	0.0	4.6	5.0
	Itasca	216	1 in 30 miles or 30 mins	73	209	96.8	7	3.2	9.3	10.2
	Jackson	107	1 in 30 miles or 30 mins	1	107	100.0	0	0.0	8.5	9.2
	Kanabec	347	1 in 30 miles or 30 mins	10	347	100.0	0	0.0	5.6	6.0
	Kandiyohi	231	1 in 30 miles or 30 mins	130	231	100.0	0	0.0	3.6	3.9
	Lac qui Parle	265	1 in 30 miles or 30 mins	1	265	100.0	0	0.0	8.8	9.5
	Le Sueur	145	1 in 30 miles or 30 mins	10	145	100.0	0	0.0	6.4	6.9
	Marshall	388	1 in 30 miles or 30 mins	1	343	88.4	45	11.6	17.2	18.7
	Martin	200	1 in 30 miles or 30 mins	6	200	100.0	0	0.0	7.0	7.5
	McLeod	199	1 in 30 miles or 30 mins	39	199	100.0	0	0.0	3.9	4.2
	Meeker	512	1 in 30 miles or 30 mins	3	512	100.0	0	0.0	5.9	6.4
	Mille Lacs	305	1 in 30 miles or 30 mins	26	305	100.0	0	0.0	5.7	6.1
	Morrison	187	1 in 30 miles or 30 mins	28	187	100.0	0	0.0	6.2	6.7
	Nicollet	161	1 in 30 miles or 30 mins	26	161	100.0	0	0.0	3.7	4.0
	Norman	286	1 in 30 miles or 30 mins	0	180	62.9	106	37.1	26.1	28.4
	Olmsted	706	1 in 30 miles or 30 mins	355	706	100.0	0	0.0	2.6	2.9
	Otter Tail	302	1 in 30 miles or 30 mins	39	302	100.0	0	0.0	7.4	8.0
	Pennington	145	1 in 30 miles or 30 mins	19	145	100.0	0	0.0	4.7	5.1
	Pine	298	1 in 30 miles or 30 mins	31	298	100.0	0	0.0	6.7	7.2
	Polk	156	1 in 30 miles or 30 mins	28	143	91.7	13	8.3	12.8	14.0
	Pope	232	1 in 30 miles or 30 mins	6	232	100.0	0	0.0	7.9	8.6
	Ramsey	2,586	1 in 30 miles or 30 mins	1,574	2,586	100.0	0	0.0	0.6	0.9
	Renville	157	1 in 30 miles or 30 mins	3	157	100.0	0	0.0	8.8	9.5
	Rice	308	1 in 30 miles or 30 mins	64	308	100.0	0	0.0	3.5	3.8

Access Detail By County

July 1, 2024

Created by...
Medica

Access Analysis
Mental Health Providers
Eligible / Provider Groups
National Proxy Census (Medica
Symphony, Solo, Encore, and Direct
MNN020)
Medica Symphony, Solo, Encore,
and Direct MNN020 Mental Health
Providers (Medica Regional Service
Area)

		All Eligibles								
State Name	County	Eligible	Provider	Counts	With Access		Without Access		Average Distance	Average Time
		#	Standard	#	#	%	#	%	1	1
Minnesota	Roseau	347	1 in 30 miles or 30 mins	2	334	96.3	13	3.7	15.4	16.8
	Scott	601	1 in 30 miles or 30 mins	83	601	100.0	0	0.0	2.2	2.4
	Sherburne	498	1 in 30 miles or 30 mins	103	498	100.0	0	0.0	2.6	2.8
	Sibley	167	1 in 30 miles or 30 mins	2	167	100.0	0	0.0	6.4	7.0
	St. Louis	919	1 in 30 miles or 30 mins	366	889	96.7	30	3.3	5.9	6.4
	Stearns	798	1 in 30 miles or 30 mins	358	798	100.0	0	0.0	4.2	4.5
	Steele	191	1 in 30 miles or 30 mins	38	191	100.0	0	0.0	2.6	2.8
	Todd	286	1 in 30 miles or 30 mins	11	286	100.0	0	0.0	6.7	7.2
	Traverse	259	1 in 30 miles or 30 mins	0	259	100.0	0	0.0	18.5	20.1
	Washington	1,030	1 in 30 miles or 30 mins	410	1,030	100.0	0	0.0	1.3	1.5
	Wright	743	1 in 30 miles or 30 mins	121	743	100.0	0	0.0	2.7	2.9
	Grand Totals	27,221	1 in 30 miles or 30 mins	9,127	26,987	99.1	234	0.9	4.1	4.5

Licensed Child and Adolescent Psychologists/Medica Symphony, Solo, Encore, and Direct/MNN020

July 1, 2024

Created by...
Medica

Medica Symphony, Solo, Encore, and Direct MNN020 Licensed Child and Adolescent Psychologists

996 providers at 503 locations
■ All providers

Licensed Child and Adolescent Psychologists

Employee Group
National Proxy Census (Medica Symphony, Solo, Encore, and Direct MNN020)

Provider Group
Medica Symphony, Solo, Encore, and Direct MNN020 Licensed Child and Adolescent Psychologists (Medica Regional Service Area)

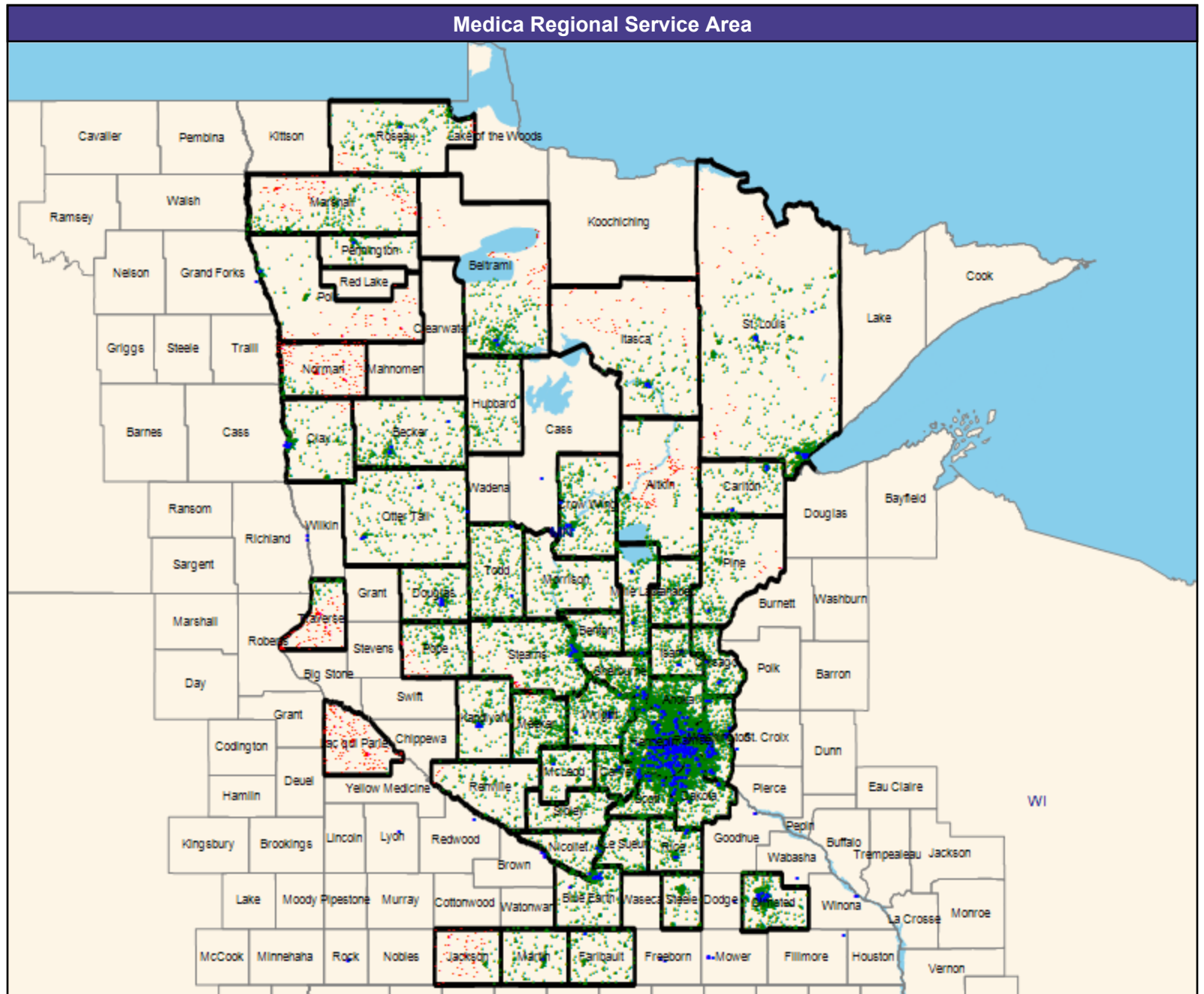
27,221 eligible locations
◆ With access (25,898)
● Without access (1,323)

The Access Standard is defined as (National Proxy Census (Medica Symphony, Solo, Encore, and Direct MNN020) eligibles accessing:

1 (Medica Symphony, Solo, Encore, and Direct MNN020 Licensed Child and Adolescent Psychologists (Medica Regional Service Area)) provider in 30 miles or 30 minutes

Service Areas
□ Medica Symphony, Solo, Encore, and Direct MNN020

62.17 miles



Access Detail By County

July 1, 2024

Created by...
Medica

Access Analysis
Licensed Child and Adolescent
Psychologists

Eligible / Provider Groups
National Proxy Census (Medica
Symphony, Solo, Encore, and Direct
MNN020)
Medica Symphony, Solo, Encore,
and Direct MNN020 Licensed Child
and Adolescent Psychologists
(Medica Regional Service Area)

		All Eligibles								
State Name	County	Eligible	Provider	Counts	With Access		Without Access		Average Distance	Average Time
		#	Standard	#	#	%	#	%	1	1
Minnesota	Aitkin	287	1 in 30 miles or 30 mins	0	184	64.1	103	35.9	28.8	31.4
	Anoka	1,740	1 in 30 miles or 30 mins	26	1,740	100.0	0	0.0	3.7	4.5
	Becker	364	1 in 30 miles or 30 mins	8	362	99.5	2	0.5	9.3	10.2
	Beltrami	450	1 in 30 miles or 30 mins	3	405	90.0	45	10.0	12.3	13.4
	Benton	243	1 in 30 miles or 30 mins	0	243	100.0	0	0.0	7.0	7.7
	Blue Earth	347	1 in 30 miles or 30 mins	14	347	100.0	0	0.0	4.5	4.9
	Carlton	180	1 in 30 miles or 30 mins	4	180	100.0	0	0.0	6.0	6.5
	Carver	795	1 in 30 miles or 30 mins	18	795	100.0	0	0.0	4.1	4.5
	Chisago	271	1 in 30 miles or 30 mins	3	271	100.0	0	0.0	6.1	6.6
	Clay	324	1 in 30 miles or 30 mins	7	319	98.5	5	1.5	8.4	9.2
	Crow Wing	348	1 in 30 miles or 30 mins	6	343	98.6	5	1.4	10.6	11.5
	Dakota	1,818	1 in 30 miles or 30 mins	67	1,818	100.0	0	0.0	2.1	2.7
	Douglas	191	1 in 30 miles or 30 mins	11	191	100.0	0	0.0	7.0	7.6
	Faribault	151	1 in 30 miles or 30 mins	1	151	100.0	0	0.0	16.0	17.4
	Hennepin	5,098	1 in 30 miles or 30 mins	406	5,098	100.0	0	0.0	1.4	2.0
	Hubbard	110	1 in 30 miles or 30 mins	0	109	99.1	1	0.9	19.3	21.0
	Isanti	226	1 in 30 miles or 30 mins	7	226	100.0	0	0.0	5.3	5.8
	Itasca	216	1 in 30 miles or 30 mins	5	170	78.7	46	21.3	16.8	18.2
	Jackson	107	1 in 30 miles or 30 mins	0	42	39.3	65	60.7	34.2	37.3
	Kanabec	347	1 in 30 miles or 30 mins	1	347	100.0	0	0.0	6.5	7.0
	Kandiyohi	231	1 in 30 miles or 30 mins	6	231	100.0	0	0.0	8.0	8.6
	Lac qui Parle	265	1 in 30 miles or 30 mins	0	2	0.8	263	99.2	48.2	52.5
	Le Sueur	145	1 in 30 miles or 30 mins	0	145	100.0	0	0.0	14.8	16.0
	Marshall	388	1 in 30 miles or 30 mins	0	264	68.0	124	32.0	26.1	28.4
	Martin	200	1 in 30 miles or 30 mins	1	200	100.0	0	0.0	8.4	9.1
	McLeod	199	1 in 30 miles or 30 mins	1	199	100.0	0	0.0	9.6	10.4
	Meeker	512	1 in 30 miles or 30 mins	0	507	99.0	5	1.0	18.0	19.6
	Mille Lacs	305	1 in 30 miles or 30 mins	3	305	100.0	0	0.0	6.1	6.6
	Morrison	187	1 in 30 miles or 30 mins	0	187	100.0	0	0.0	19.2	20.9
	Nicollet	161	1 in 30 miles or 30 mins	3	161	100.0	0	0.0	4.1	4.4
	Norman	286	1 in 30 miles or 30 mins	0	58	20.3	228	79.7	36.0	39.5
	Olmsted	706	1 in 30 miles or 30 mins	31	706	100.0	0	0.0	4.2	4.7
	Otter Tail	302	1 in 30 miles or 30 mins	4	302	100.0	0	0.0	11.2	12.1
	Pennington	145	1 in 30 miles or 30 mins	5	145	100.0	0	0.0	5.2	5.7
	Pine	298	1 in 30 miles or 30 mins	1	286	96.0	12	4.0	13.0	14.1
	Polk	156	1 in 30 miles or 30 mins	1	89	57.1	67	42.9	25.8	28.1
	Pope	232	1 in 30 miles or 30 mins	0	210	90.5	22	9.5	20.3	22.1
	Ramsey	2,586	1 in 30 miles or 30 mins	154	2,586	100.0	0	0.0	1.2	1.9
	Renville	157	1 in 30 miles or 30 mins	0	152	96.8	5	3.2	19.9	21.6
	Rice	308	1 in 30 miles or 30 mins	10	308	100.0	0	0.0	5.1	5.6

Access Detail By County

July 1, 2024

Created by...
Medica

Access Analysis
Licensed Child and Adolescent Psychologists

Eligible / Provider Groups
National Proxy Census (Medica Symphony, Solo, Encore, and Direct MNN020)
Medica Symphony, Solo, Encore, and Direct MNN020 Licensed Child and Adolescent Psychologists (Medica Regional Service Area)

All Eligibles										
State Name	County	Eligible	Provider	Counts	With Access		Without Access		Average Distance	Average Time
		#	Standard	#	#	%	#	%	1	1
Minnesota	Roseau	347	1 in 30 miles or 30 mins	1	323	93.1	24	6.9	15.5	16.9
	Scott	601	1 in 30 miles or 30 mins	15	601	100.0	0	0.0	5.3	5.8
	Sherburne	498	1 in 30 miles or 30 mins	7	498	100.0	0	0.0	5.6	6.1
	Sibley	167	1 in 30 miles or 30 mins	0	167	100.0	0	0.0	19.3	21.0
	St. Louis	919	1 in 30 miles or 30 mins	38	871	94.8	48	5.2	11.3	12.6
	Stearns	798	1 in 30 miles or 30 mins	30	761	95.4	37	4.6	11.5	12.6
	Steele	191	1 in 30 miles or 30 mins	0	191	100.0	0	0.0	15.8	17.2
	Todd	286	1 in 30 miles or 30 mins	2	286	100.0	0	0.0	11.6	12.6
	Traverse	259	1 in 30 miles or 30 mins	0	43	16.6	216	83.4	35.8	39.0
	Washington	1,030	1 in 30 miles or 30 mins	48	1,030	100.0	0	0.0	2.5	2.9
	Wright	743	1 in 30 miles or 30 mins	10	743	100.0	0	0.0	5.0	5.4
Grand Totals		27,221	1 in 30 miles or 30 mins	958	25,898	95.1	1,323	4.9	7.6	8.5

Licensed Psychologists/Medica Symphony, Solo, Encore, and Direct/MNN020

July 1, 2024

Created by...
Medica

Medica Symphony, Solo, Encore, and Direct MNN020 Licensed Psychologists

1,842 providers at 742 locations

■ All providers

Licensed Psychologists

Employee Group

National Proxy Census (Medica Symphony, Solo, Encore, and Direct MNN020)

Provider Group

Medica Symphony, Solo, Encore, and Direct MNN020 Licensed Psychologists (Medica Regional Service Area)

27,221 eligible locations

◆ With access (26,110)

● Without access (1,111)

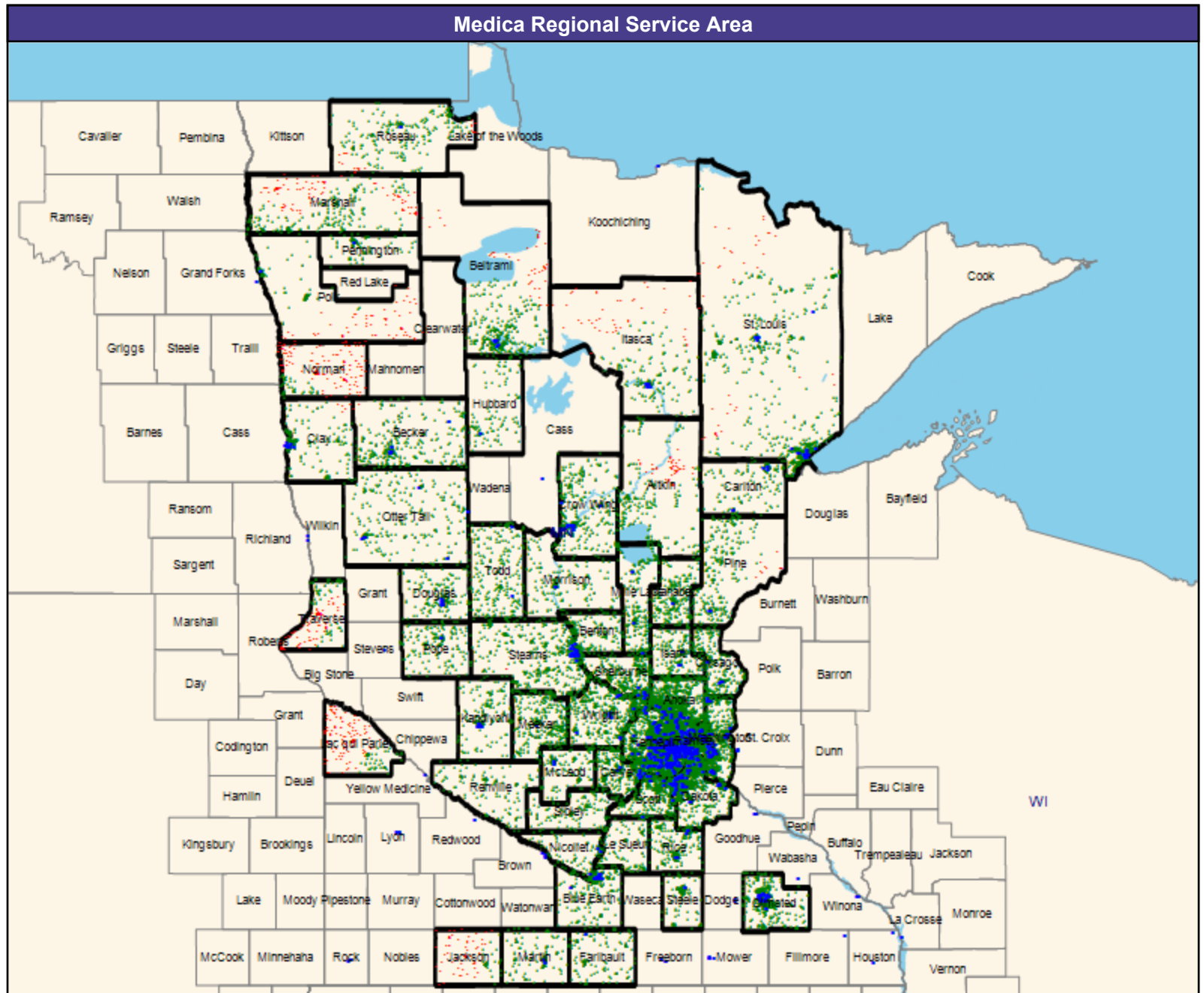
The Access Standard is defined as (National Proxy Census (Medica Symphony, Solo, Encore, and Direct MNN020) eligibles accessing:

1 (Medica Symphony, Solo, Encore, and Direct MNN020 Licensed Psychologists (Medica Regional Service Area)) provider in 30 miles or 30 minutes

Service Areas

□ Medica Symphony, Solo, Encore, and Direct MNN020

62.17 miles



Access Detail By County

July 1, 2024

Created by...
Medica

Access Analysis
Licensed Psychologists
Eligible / Provider Groups
National Proxy Census (Medica
Symphony, Solo, Encore, and Direct
MNN020)
Medica Symphony, Solo, Encore,
and Direct MNN020 Licensed
Psychologists (Medica Regional
Service Area)

		All Eligibles								
State Name	County	Eligible	Provider	Counts	With Access		Without Access		Average Distance	Average Time
		#	Standard	#	#	%	#	%	1	1
Minnesota	Aitkin	287	1 in 30 miles or 30 mins	0	234	81.5	53	18.5	22.7	24.7
	Anoka	1,740	1 in 30 miles or 30 mins	58	1,740	100.0	0	0.0	3.1	3.8
	Becker	364	1 in 30 miles or 30 mins	15	362	99.5	2	0.5	9.2	10.0
	Beltrami	450	1 in 30 miles or 30 mins	10	405	90.0	45	10.0	12.1	13.1
	Benton	243	1 in 30 miles or 30 mins	1	243	100.0	0	0.0	6.5	7.2
	Blue Earth	347	1 in 30 miles or 30 mins	25	347	100.0	0	0.0	4.4	4.8
	Carlton	180	1 in 30 miles or 30 mins	5	180	100.0	0	0.0	5.7	6.2
	Carver	795	1 in 30 miles or 30 mins	28	795	100.0	0	0.0	4.0	4.4
	Chisago	271	1 in 30 miles or 30 mins	4	271	100.0	0	0.0	5.8	6.3
	Clay	324	1 in 30 miles or 30 mins	11	319	98.5	5	1.5	8.0	8.8
	Crow Wing	348	1 in 30 miles or 30 mins	12	348	100.0	0	0.0	7.7	8.3
	Dakota	1,818	1 in 30 miles or 30 mins	115	1,818	100.0	0	0.0	1.9	2.4
	Douglas	191	1 in 30 miles or 30 mins	12	191	100.0	0	0.0	6.6	7.2
	Faribault	151	1 in 30 miles or 30 mins	1	151	100.0	0	0.0	16.0	17.4
	Hennepin	5,098	1 in 30 miles or 30 mins	722	5,098	100.0	0	0.0	1.1	1.7
	Hubbard	110	1 in 30 miles or 30 mins	1	110	100.0	0	0.0	11.1	12.0
	Isanti	226	1 in 30 miles or 30 mins	9	226	100.0	0	0.0	5.3	5.8
	Itasca	216	1 in 30 miles or 30 mins	9	171	79.2	45	20.8	16.5	18.0
	Jackson	107	1 in 30 miles or 30 mins	0	42	39.3	65	60.7	34.2	37.2
	Kanabec	347	1 in 30 miles or 30 mins	1	347	100.0	0	0.0	6.5	7.0
	Kandiyohi	231	1 in 30 miles or 30 mins	11	231	100.0	0	0.0	7.9	8.6
	Lac qui Parle	265	1 in 30 miles or 30 mins	0	65	24.5	200	75.5	36.4	39.7
	Le Sueur	145	1 in 30 miles or 30 mins	1	145	100.0	0	0.0	10.0	10.9
	Marshall	388	1 in 30 miles or 30 mins	0	264	68.0	124	32.0	26.1	28.4
	Martin	200	1 in 30 miles or 30 mins	2	200	100.0	0	0.0	8.1	8.8
	McLeod	199	1 in 30 miles or 30 mins	4	199	100.0	0	0.0	9.3	10.1
	Meeker	512	1 in 30 miles or 30 mins	1	512	100.0	0	0.0	8.4	9.2
	Mille Lacs	305	1 in 30 miles or 30 mins	3	305	100.0	0	0.0	6.1	6.6
	Morrison	187	1 in 30 miles or 30 mins	2	187	100.0	0	0.0	9.8	10.6
	Nicollet	161	1 in 30 miles or 30 mins	4	161	100.0	0	0.0	4.1	4.4
	Norman	286	1 in 30 miles or 30 mins	0	58	20.3	228	79.7	35.8	39.4
	Olmsted	706	1 in 30 miles or 30 mins	82	706	100.0	0	0.0	3.7	4.1
	Otter Tail	302	1 in 30 miles or 30 mins	9	302	100.0	0	0.0	9.8	10.7
	Pennington	145	1 in 30 miles or 30 mins	6	145	100.0	0	0.0	5.2	5.7
	Pine	298	1 in 30 miles or 30 mins	2	286	96.0	12	4.0	12.9	14.1
	Polk	156	1 in 30 miles or 30 mins	1	89	57.1	67	42.9	25.8	28.1
	Pope	232	1 in 30 miles or 30 mins	1	232	100.0	0	0.0	8.3	9.0
	Ramsey	2,586	1 in 30 miles or 30 mins	332	2,586	100.0	0	0.0	1.1	1.7
	Renville	157	1 in 30 miles or 30 mins	0	157	100.0	0	0.0	18.0	19.5
	Rice	308	1 in 30 miles or 30 mins	12	308	100.0	0	0.0	4.7	5.1

Access Detail By County

July 1, 2024

Created by...
Medica

Access Analysis
Licensed Psychologists
Eligible / Provider Groups
National Proxy Census (Medica Symphony, Solo, Encore, and Direct MNN020)
Medica Symphony, Solo, Encore, and Direct MNN020 Licensed Psychologists (Medica Regional Service Area)

All Eligibles										
State Name	County	Eligible	Provider	Counts	With Access		Without Access		Average Distance	Average Time
		#	Standard	#	#	%	#	%	1	1
Minnesota	Roseau	347	1 in 30 miles or 30 mins	1	323	93.1	24	6.9	15.5	16.9
	Scott	601	1 in 30 miles or 30 mins	20	601	100.0	0	0.0	4.1	4.5
	Sherburne	498	1 in 30 miles or 30 mins	9	498	100.0	0	0.0	5.4	5.9
	Sibley	167	1 in 30 miles or 30 mins	0	167	100.0	0	0.0	19.3	21.0
	St. Louis	919	1 in 30 miles or 30 mins	71	877	95.4	42	4.6	10.7	11.7
	Stearns	798	1 in 30 miles or 30 mins	67	796	99.7	2	0.3	10.6	11.6
	Steele	191	1 in 30 miles or 30 mins	1	191	100.0	0	0.0	6.4	7.0
	Todd	286	1 in 30 miles or 30 mins	3	286	100.0	0	0.0	11.0	12.0
	Traverse	259	1 in 30 miles or 30 mins	0	62	23.9	197	76.1	33.1	36.1
	Washington	1,030	1 in 30 miles or 30 mins	75	1,030	100.0	0	0.0	2.3	2.7
	Wright	743	1 in 30 miles or 30 mins	15	743	100.0	0	0.0	4.8	5.2
Grand Totals		27,221	1 in 30 miles or 30 mins	1,774	26,110	95.9	1,111	4.1	6.6	7.4

Licensed Marriage and Family Therapists/Medica Symphony, Solo, Encore, and Direct/MNN020

July 1, 2024

Created by...
Medica

Medica Symphony, Solo, Encore, and Direct MNN020 Licensed Marriage and Family Therapists

1,809 providers at 748 locations

■ All providers

Licensed Marriage and Family Therapists

Employee Group

National Proxy Census (Medica Symphony, Solo, Encore, and Direct MNN020)

Provider Group

Medica Symphony, Solo, Encore, and Direct MNN020 Licensed Marriage and Family Therapists (Medica Regional Service Area)

27,221 eligible locations

◆ With access (25,582)

● Without access (1,639)

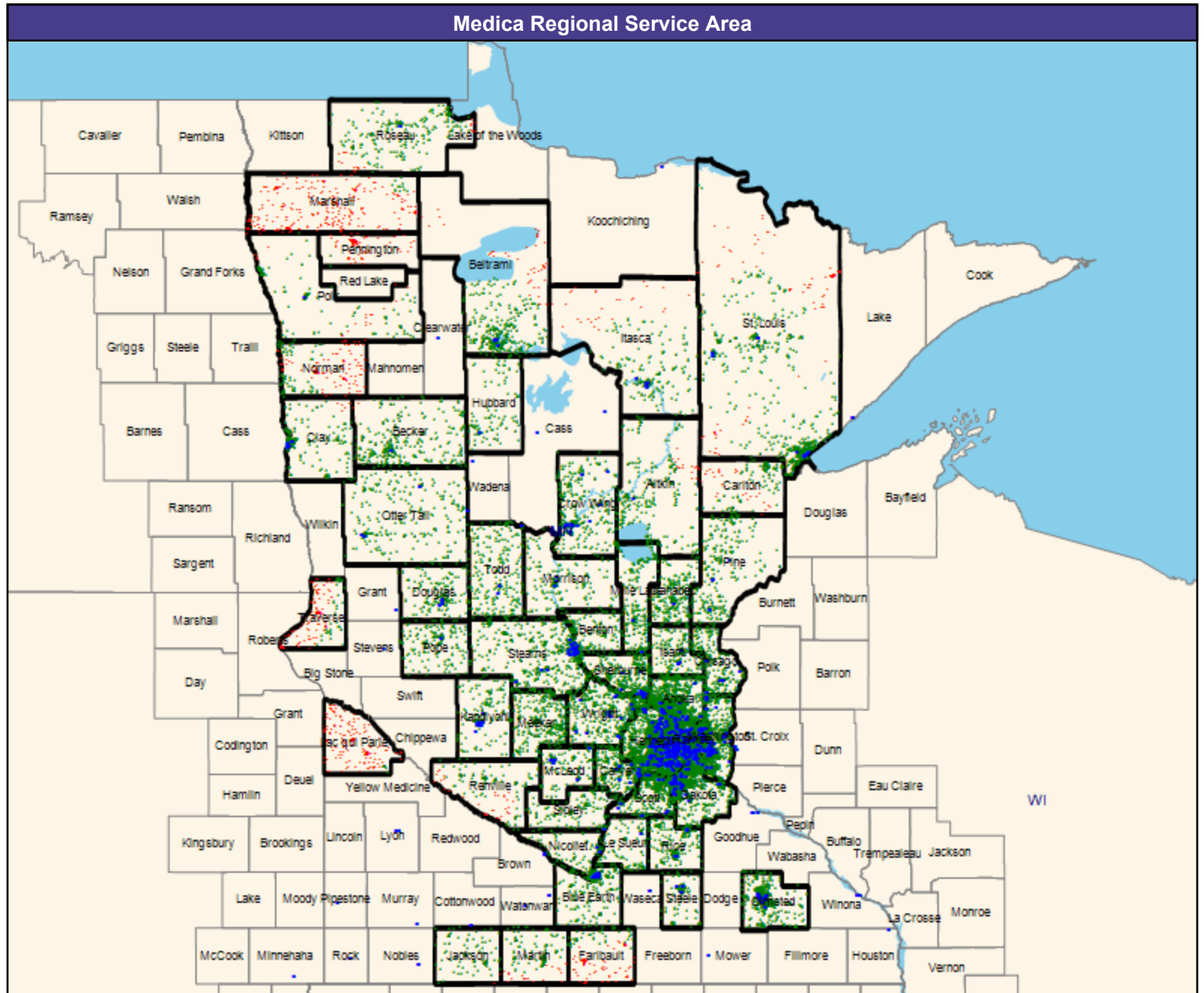
The Access Standard is defined as (National Proxy Census (Medica Symphony, Solo, Encore, and Direct MNN020)) eligibles accessing:

1 (Medica Symphony, Solo, Encore, and Direct MNN020 Licensed Marriage and Family Therapists (Medica Regional Service Area)) provider in 30 miles or 30 minutes

Service Areas

□ Medica Symphony, Solo, Encore, and Direct MNN020

62.17 miles



Access Detail By County

July 1, 2024

Created by...
Medica

Access Analysis
Licensed Marriage and Family
Therapists

Eligible / Provider Groups
National Proxy Census (Medica
Symphony, Solo, Encore, and Direct
MNN020)
Medica Symphony, Solo, Encore,
and Direct MNN020 Licensed
Marriage and Family Therapists
(Medica Regional Service Area)

All Eligibles										
State Name	County	Eligible	Provider	Counts	With Access		Without Access		Average Distance	Average Time
		#	Standard	#	#	%	#	%	1	1
Minnesota	Aitkin	287	1 in 30 miles or 30 mins	1	270	94.1	17	5.9	15.9	17.3
	Anoka	1,740	1 in 30 miles or 30 mins	107	1,740	100.0	0	0.0	2.4	2.9
	Becker	364	1 in 30 miles or 30 mins	1	362	99.5	2	0.5	10.5	11.4
	Beltrami	450	1 in 30 miles or 30 mins	7	406	90.2	44	9.8	12.3	13.3
	Benton	243	1 in 30 miles or 30 mins	10	243	100.0	0	0.0	6.2	6.7
	Blue Earth	347	1 in 30 miles or 30 mins	27	347	100.0	0	0.0	6.2	6.7
	Carlton	180	1 in 30 miles or 30 mins	0	150	83.3	30	16.7	23.1	25.1
	Carver	795	1 in 30 miles or 30 mins	53	795	100.0	0	0.0	3.1	3.4
	Chisago	271	1 in 30 miles or 30 mins	15	271	100.0	0	0.0	5.1	5.5
	Clay	324	1 in 30 miles or 30 mins	15	319	98.5	5	1.5	8.0	8.8
	Crow Wing	348	1 in 30 miles or 30 mins	22	348	100.0	0	0.0	6.3	6.8
	Dakota	1,818	1 in 30 miles or 30 mins	144	1,818	100.0	0	0.0	2.2	2.7
	Douglas	191	1 in 30 miles or 30 mins	8	191	100.0	0	0.0	6.7	7.3
	Faribault	151	1 in 30 miles or 30 mins	0	46	30.5	105	69.5	34.4	37.5
	Hennepin	5,098	1 in 30 miles or 30 mins	598	5,098	100.0	0	0.0	1.4	2.0
	Hubbard	110	1 in 30 miles or 30 mins	1	110	100.0	0	0.0	10.4	11.3
	Isanti	226	1 in 30 miles or 30 mins	8	226	100.0	0	0.0	5.1	5.6
	Itasca	216	1 in 30 miles or 30 mins	10	186	86.1	30	13.9	14.3	15.6
	Jackson	107	1 in 30 miles or 30 mins	0	105	98.1	2	1.9	17.3	18.8
	Kanabec	347	1 in 30 miles or 30 mins	3	347	100.0	0	0.0	6.6	7.2
	Kandiyohi	231	1 in 30 miles or 30 mins	30	231	100.0	0	0.0	5.5	6.0
	Lac qui Parle	265	1 in 30 miles or 30 mins	0	8	3.0	257	97.0	42.9	46.8
	Le Sueur	145	1 in 30 miles or 30 mins	6	145	100.0	0	0.0	6.5	7.0
	Marshall	388	1 in 30 miles or 30 mins	0	12	3.1	376	96.9	40.7	44.3
	Martin	200	1 in 30 miles or 30 mins	0	177	88.5	23	11.5	25.5	27.8
	McLeod	199	1 in 30 miles or 30 mins	15	199	100.0	0	0.0	4.0	4.3
	Meeker	512	1 in 30 miles or 30 mins	0	512	100.0	0	0.0	14.4	15.7
	Mille Lacs	305	1 in 30 miles or 30 mins	5	305	100.0	0	0.0	10.3	11.2
	Morrison	187	1 in 30 miles or 30 mins	8	187	100.0	0	0.0	9.2	10.0
	Nicollet	161	1 in 30 miles or 30 mins	5	161	100.0	0	0.0	4.8	5.2
	Norman	286	1 in 30 miles or 30 mins	0	88	30.8	198	69.2	33.0	36.1
	Olmsted	706	1 in 30 miles or 30 mins	27	706	100.0	0	0.0	4.1	4.5
	Otter Tail	302	1 in 30 miles or 30 mins	5	302	100.0	0	0.0	11.1	12.1
	Pennington	145	1 in 30 miles or 30 mins	0	2	1.4	143	98.6	40.1	43.7
	Pine	298	1 in 30 miles or 30 mins	8	297	99.7	1	0.3	9.4	10.2
	Polk	156	1 in 30 miles or 30 mins	1	130	83.3	26	16.7	19.2	20.9
	Pope	232	1 in 30 miles or 30 mins	2	232	100.0	0	0.0	8.2	8.9
	Ramsey	2,586	1 in 30 miles or 30 mins	302	2,586	100.0	0	0.0	0.9	1.4
	Renville	157	1 in 30 miles or 30 mins	0	121	77.1	36	22.9	25.5	27.7
	Rice	308	1 in 30 miles or 30 mins	9	308	100.0	0	0.0	4.3	4.7

Access Detail By County

July 1, 2024

Created by...
Medica

Access Analysis
Licensed Marriage and Family
Therapists

Eligible / Provider Groups
National Proxy Census (Medica
Symphony, Solo, Encore, and Direct
MNN020)
Medica Symphony, Solo, Encore,
and Direct MNN020 Licensed
Marriage and Family Therapists
(Medica Regional Service Area)

All Eligibles										
State Name	County	Eligible	Provider	Counts	With Access		Without Access		Average Distance	Average Time
		#	Standard	#	#	%	#	%	1	1
Minnesota	Roseau	347	1 in 30 miles or 30 mins	1	323	93.1	24	6.9	15.6	16.9
	Scott	601	1 in 30 miles or 30 mins	21	601	100.0	0	0.0	3.3	3.7
	Sherburne	498	1 in 30 miles or 30 mins	31	498	100.0	0	0.0	3.8	4.1
	Sibley	167	1 in 30 miles or 30 mins	0	167	100.0	0	0.0	13.4	14.6
	St. Louis	919	1 in 30 miles or 30 mins	23	819	89.1	100	10.9	11.1	12.3
	Stearns	798	1 in 30 miles or 30 mins	93	798	100.0	0	0.0	6.7	7.3
	Steele	191	1 in 30 miles or 30 mins	6	191	100.0	0	0.0	4.8	5.2
	Todd	286	1 in 30 miles or 30 mins	3	286	100.0	0	0.0	10.2	11.1
	Traverse	259	1 in 30 miles or 30 mins	0	39	15.1	220	84.9	35.1	38.2
	Washington	1,030	1 in 30 miles or 30 mins	94	1,030	100.0	0	0.0	2.0	2.4
	Wright	743	1 in 30 miles or 30 mins	37	743	100.0	0	0.0	3.2	3.5
	Grand Totals	27,221	1 in 30 miles or 30 mins	1,762	25,582	94.0	1,639	6.0	7.0	7.8

Licensed Professional Counselors/Medica Symphony, Solo, Encore, and Direct/MNN020

July 1, 2024

Created by...
Medica

Medica Symphony, Solo, Encore, and Direct MNN020 Licensed Professional Counselors

2,613 providers at 913 locations
■ All providers

Licensed Professional Counselors

Employee Group

National Proxy Census (Medica Symphony, Solo, Encore, and Direct MNN020)

Provider Group

Medica Symphony, Solo, Encore, and Direct MNN020 Licensed Professional Counselors (Medica Regional Service Area)

27,221 eligible locations
◆ With access (26,179)
● Without access (1,042)

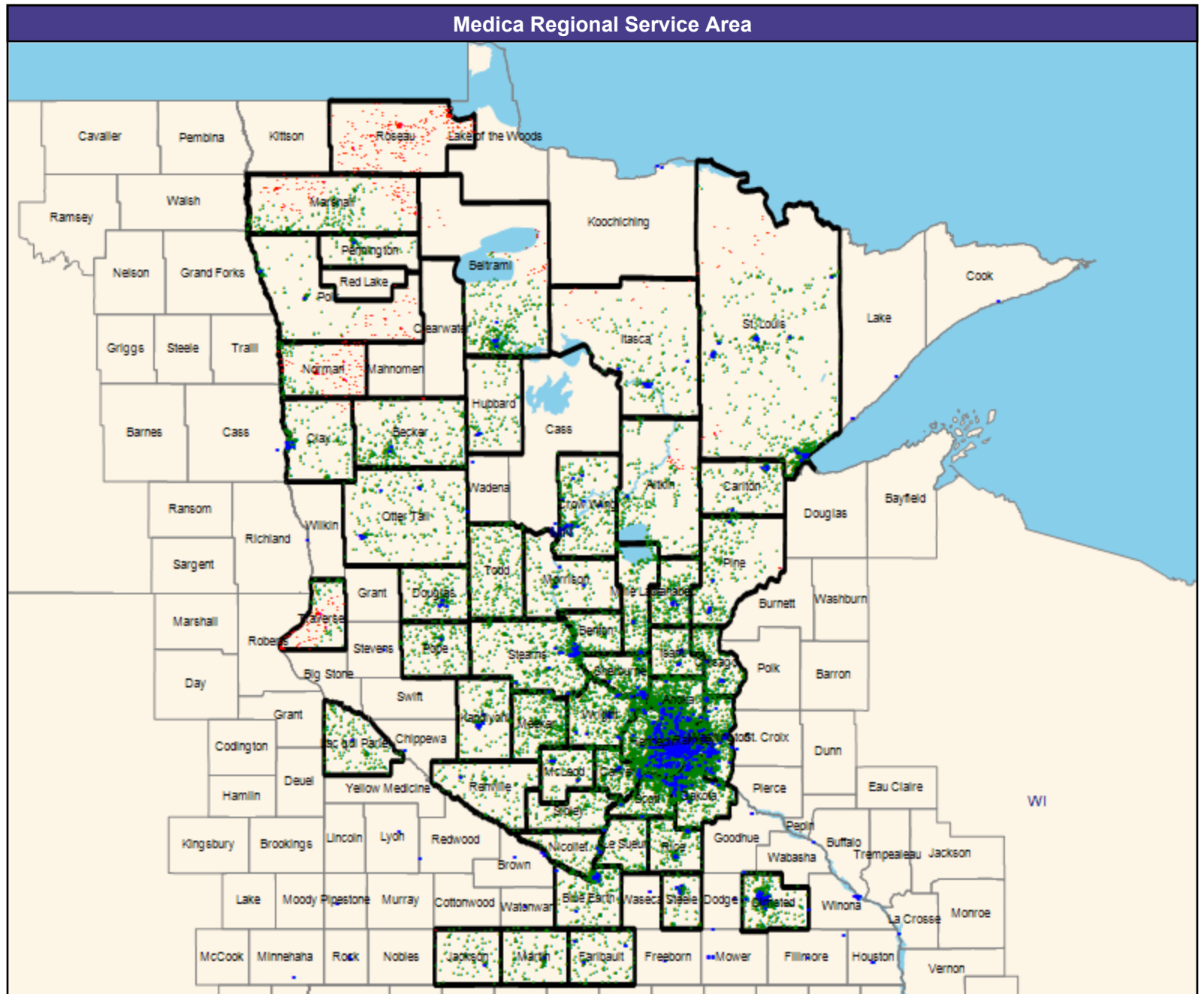
The Access Standard is defined as (National Proxy Census (Medica Symphony, Solo, Encore, and Direct MNN020)) eligibles accessing:

1 (Medica Symphony, Solo, Encore, and Direct MNN020 Licensed Professional Counselors (Medica Regional Service Area)) provider in 30 miles or 30 minutes

Service Areas

□ Medica Symphony, Solo, Encore, and Direct MNN020

62.17 miles



Access Detail By County

July 1, 2024

Created by...
Medica

Access Analysis
Licensed Professional Counselors
Eligible / Provider Groups
National Proxy Census (Medica Symphony, Solo, Encore, and Direct MNN020)
Medica Symphony, Solo, Encore, and Direct MNN020 Licensed Professional Counselors (Medica Regional Service Area)

		All Eligibles								
State Name	County	Eligible	Provider	Counts	With Access		Without Access		Average Distance	Average Time
		#	Standard	#	#	%	#	%	1	1
Minnesota	Aitkin	287	1 in 30 miles or 30 mins	1	269	93.7	18	6.3	16.3	17.8
	Anoka	1,740	1 in 30 miles or 30 mins	133	1,740	100.0	0	0.0	2.3	2.7
	Becker	364	1 in 30 miles or 30 mins	5	359	98.6	5	1.4	9.9	10.7
	Beltrami	450	1 in 30 miles or 30 mins	15	420	93.3	30	6.7	10.0	10.8
	Benton	243	1 in 30 miles or 30 mins	16	243	100.0	0	0.0	6.2	6.8
	Blue Earth	347	1 in 30 miles or 30 mins	34	347	100.0	0	0.0	4.7	5.1
	Carlton	180	1 in 30 miles or 30 mins	7	180	100.0	0	0.0	5.7	6.1
	Carver	795	1 in 30 miles or 30 mins	55	795	100.0	0	0.0	4.0	4.4
	Chisago	271	1 in 30 miles or 30 mins	14	271	100.0	0	0.0	5.6	6.0
	Clay	324	1 in 30 miles or 30 mins	39	319	98.5	5	1.5	7.7	8.3
	Crow Wing	348	1 in 30 miles or 30 mins	21	348	100.0	0	0.0	5.2	5.6
	Dakota	1,818	1 in 30 miles or 30 mins	216	1,818	100.0	0	0.0	1.9	2.3
	Douglas	191	1 in 30 miles or 30 mins	12	191	100.0	0	0.0	7.0	7.6
	Faribault	151	1 in 30 miles or 30 mins	3	151	100.0	0	0.0	6.2	6.8
	Hennepin	5,098	1 in 30 miles or 30 mins	772	5,098	100.0	0	0.0	1.3	1.9
	Hubbard	110	1 in 30 miles or 30 mins	13	110	100.0	0	0.0	10.8	11.8
	Isanti	226	1 in 30 miles or 30 mins	19	226	100.0	0	0.0	4.7	5.1
	Itasca	216	1 in 30 miles or 30 mins	22	200	92.6	16	7.4	11.0	12.0
	Jackson	107	1 in 30 miles or 30 mins	1	106	99.1	1	0.9	11.5	12.5
	Kanabec	347	1 in 30 miles or 30 mins	5	347	100.0	0	0.0	5.7	6.2
	Kandiyohi	231	1 in 30 miles or 30 mins	40	231	100.0	0	0.0	5.7	6.1
	Lac qui Parle	265	1 in 30 miles or 30 mins	1	265	100.0	0	0.0	9.3	10.1
	Le Sueur	145	1 in 30 miles or 30 mins	2	145	100.0	0	0.0	8.1	8.8
	Marshall	388	1 in 30 miles or 30 mins	0	252	64.9	136	35.1	26.5	28.9
	Martin	200	1 in 30 miles or 30 mins	2	200	100.0	0	0.0	7.8	8.4
	McLeod	199	1 in 30 miles or 30 mins	8	199	100.0	0	0.0	5.1	5.5
	Meeker	512	1 in 30 miles or 30 mins	1	512	100.0	0	0.0	12.4	13.5
	Mille Lacs	305	1 in 30 miles or 30 mins	13	305	100.0	0	0.0	10.1	11.0
	Morrison	187	1 in 30 miles or 30 mins	9	187	100.0	0	0.0	8.1	8.8
	Nicollet	161	1 in 30 miles or 30 mins	7	161	100.0	0	0.0	4.4	4.8
	Norman	286	1 in 30 miles or 30 mins	0	89	31.1	197	68.9	33.1	36.1
	Olmsted	706	1 in 30 miles or 30 mins	95	706	100.0	0	0.0	2.9	3.2
	Otter Tail	302	1 in 30 miles or 30 mins	10	302	100.0	0	0.0	9.5	10.4
	Pennington	145	1 in 30 miles or 30 mins	4	145	100.0	0	0.0	5.2	5.7
	Pine	298	1 in 30 miles or 30 mins	11	293	98.3	5	1.7	8.0	8.7
	Polk	156	1 in 30 miles or 30 mins	6	103	66.0	53	34.0	17.7	19.3
	Pope	232	1 in 30 miles or 30 mins	2	232	100.0	0	0.0	8.2	8.9
	Ramsey	2,586	1 in 30 miles or 30 mins	433	2,586	100.0	0	0.0	0.9	1.4
	Renville	157	1 in 30 miles or 30 mins	1	157	100.0	0	0.0	14.8	16.1
	Rice	308	1 in 30 miles or 30 mins	18	308	100.0	0	0.0	4.6	5.0

Access Detail By County

July 1, 2024

Created by...
Medica

Access Analysis
Licensed Professional Counselors
Eligible / Provider Groups
National Proxy Census (Medica
Symphony, Solo, Encore, and Direct
MNN020)
Medica Symphony, Solo, Encore,
and Direct MNN020 Licensed
Professional Counselors (Medica
Regional Service Area)

All Eligibles										
State Name	County	Eligible	Provider	Counts	With Access		Without Access		Average Distance	Average Time
		#	Standard	#	#	%	#	%	1	1
Minnesota	Roseau	347	1 in 30 miles or 30 mins	0	0	0.0	347	100.0	58.6	63.9
	Scott	601	1 in 30 miles or 30 mins	20	601	100.0	0	0.0	3.9	4.3
	Sherburne	498	1 in 30 miles or 30 mins	43	498	100.0	0	0.0	3.3	3.6
	Sibley	167	1 in 30 miles or 30 mins	0	167	100.0	0	0.0	13.4	14.6
	St. Louis	919	1 in 30 miles or 30 mins	80	888	96.6	31	3.4	7.2	8.1
	Stearns	798	1 in 30 miles or 30 mins	87	798	100.0	0	0.0	7.1	7.7
	Steele	191	1 in 30 miles or 30 mins	7	191	100.0	0	0.0	4.1	4.5
	Todd	286	1 in 30 miles or 30 mins	0	285	99.7	1	0.3	21.5	23.5
	Traverse	259	1 in 30 miles or 30 mins	0	62	23.9	197	76.1	33.1	36.1
	Washington	1,030	1 in 30 miles or 30 mins	125	1,030	100.0	0	0.0	1.7	2.0
	Wright	743	1 in 30 miles or 30 mins	44	743	100.0	0	0.0	3.7	4.0
	Grand Totals	27,221	1 in 30 miles or 30 mins	2,472	26,179	96.2	1,042	3.8	6.1	6.8

Licensed Social Workers/Medica Symphony, Solo, Encore, and Direct/MNN020

July 1, 2024

Created by...
Medica

Medica Symphony, Solo, Encore, and Direct MNN020 Licensed Social Workers

3,299 providers at 1,105 locations

■ All providers

Licensed Social Workers

Employee Group

National Proxy Census (Medica Symphony, Solo, Encore, and Direct MNN020)

Provider Group

Medica Symphony, Solo, Encore, and Direct MNN020 Licensed Social Workers (Medica Regional Service Area)

27,221 eligible locations

◆ With access (26,634)

● Without access (587)

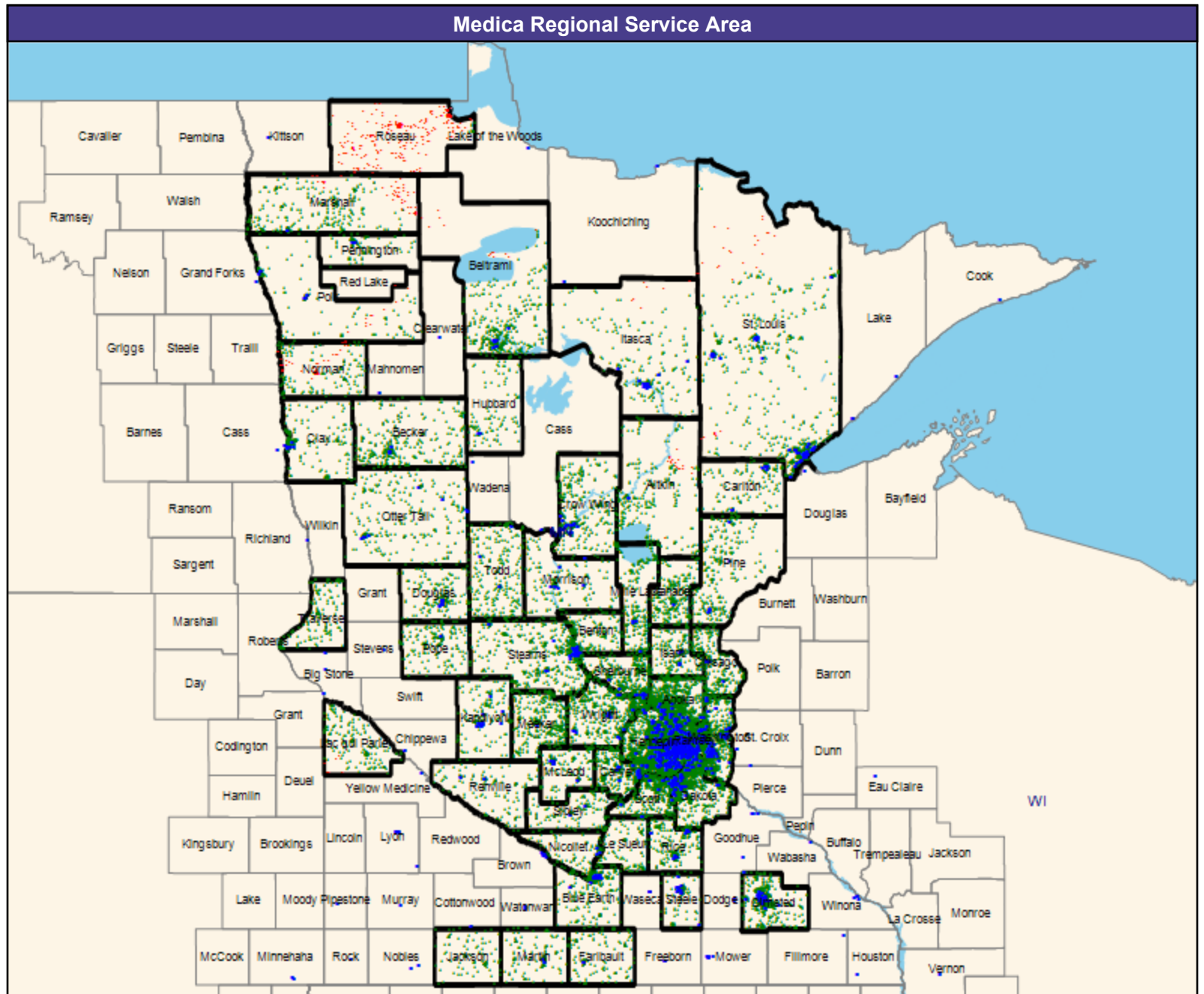
The Access Standard is defined as (National Proxy Census (Medica Symphony, Solo, Encore, and Direct MNN020) eligibles accessing:

1 (Medica Symphony, Solo, Encore, and Direct MNN020 Licensed Social Workers (Medica Regional Service Area)) provider in 30 miles or 30 minutes

Service Areas

□ Medica Symphony, Solo, Encore, and Direct MNN020

62.17 miles



Access Detail By County

July 1, 2024

Created by...
Medica

Access Analysis
Licensed Social Workers
Eligible / Provider Groups
National Proxy Census (Medica
Symphony, Solo, Encore, and Direct
MNN020)
Medica Symphony, Solo, Encore,
and Direct MNN020 Licensed Social
Workers (Medica Regional Service
Area)

		All Eligibles								
State Name	County	Eligible	Provider	Counts	With Access		Without Access		Average Distance	Average Time
		#	Standard	#	#	%	#	%	1	1
Minnesota	Aitkin	287	1 in 30 miles or 30 mins	1	268	93.4	19	6.6	16.1	17.6
	Anoka	1,740	1 in 30 miles or 30 mins	117	1,740	100.0	0	0.0	2.7	3.2
	Becker	364	1 in 30 miles or 30 mins	10	364	100.0	0	0.0	9.1	9.9
	Beltrami	450	1 in 30 miles or 30 mins	31	437	97.1	13	2.9	8.8	9.6
	Benton	243	1 in 30 miles or 30 mins	8	243	100.0	0	0.0	6.4	7.0
	Blue Earth	347	1 in 30 miles or 30 mins	60	347	100.0	0	0.0	4.8	5.2
	Carlton	180	1 in 30 miles or 30 mins	11	180	100.0	0	0.0	5.6	6.1
	Carver	795	1 in 30 miles or 30 mins	79	795	100.0	0	0.0	3.3	3.6
	Chisago	271	1 in 30 miles or 30 mins	6	271	100.0	0	0.0	5.7	6.1
	Clay	324	1 in 30 miles or 30 mins	34	324	100.0	0	0.0	7.8	8.5
	Crow Wing	348	1 in 30 miles or 30 mins	35	348	100.0	0	0.0	10.3	11.2
	Dakota	1,818	1 in 30 miles or 30 mins	169	1,818	100.0	0	0.0	2.2	2.6
	Douglas	191	1 in 30 miles or 30 mins	23	191	100.0	0	0.0	7.0	7.6
	Faribault	151	1 in 30 miles or 30 mins	2	151	100.0	0	0.0	12.9	14.0
	Hennepin	5,098	1 in 30 miles or 30 mins	1,131	5,098	100.0	0	0.0	1.2	1.7
	Hubbard	110	1 in 30 miles or 30 mins	11	110	100.0	0	0.0	10.8	11.7
	Isanti	226	1 in 30 miles or 30 mins	11	226	100.0	0	0.0	5.3	5.8
	Itasca	216	1 in 30 miles or 30 mins	32	209	96.8	7	3.2	9.4	10.2
	Jackson	107	1 in 30 miles or 30 mins	0	107	100.0	0	0.0	17.1	18.6
	Kanabec	347	1 in 30 miles or 30 mins	1	347	100.0	0	0.0	6.8	7.4
	Kandiyohi	231	1 in 30 miles or 30 mins	49	231	100.0	0	0.0	4.0	4.3
	Lac qui Parle	265	1 in 30 miles or 30 mins	0	259	97.7	6	2.3	20.8	22.6
	Le Sueur	145	1 in 30 miles or 30 mins	1	145	100.0	0	0.0	8.8	9.5
	Marshall	388	1 in 30 miles or 30 mins	1	331	85.3	57	14.7	17.6	19.1
	Martin	200	1 in 30 miles or 30 mins	2	200	100.0	0	0.0	7.6	8.2
	McLeod	199	1 in 30 miles or 30 mins	12	199	100.0	0	0.0	5.3	5.7
	Meeker	512	1 in 30 miles or 30 mins	1	512	100.0	0	0.0	7.3	8.0
	Mille Lacs	305	1 in 30 miles or 30 mins	5	305	100.0	0	0.0	9.6	10.4
	Morrison	187	1 in 30 miles or 30 mins	9	187	100.0	0	0.0	6.7	7.3
	Nicollet	161	1 in 30 miles or 30 mins	10	161	100.0	0	0.0	4.3	4.7
	Norman	286	1 in 30 miles or 30 mins	0	179	62.6	107	37.4	26.2	28.5
	Olmsted	706	1 in 30 miles or 30 mins	151	706	100.0	0	0.0	3.0	3.3
	Otter Tail	302	1 in 30 miles or 30 mins	15	302	100.0	0	0.0	9.9	10.7
	Pennington	145	1 in 30 miles or 30 mins	9	145	100.0	0	0.0	4.7	5.1
	Pine	298	1 in 30 miles or 30 mins	10	298	100.0	0	0.0	7.6	8.2
	Polk	156	1 in 30 miles or 30 mins	20	143	91.7	13	8.3	13.0	14.1
	Pope	232	1 in 30 miles or 30 mins	1	232	100.0	0	0.0	8.6	9.3
	Ramsey	2,586	1 in 30 miles or 30 mins	507	2,586	100.0	0	0.0	0.8	1.3
	Renville	157	1 in 30 miles or 30 mins	2	157	100.0	0	0.0	10.5	11.4
	Rice	308	1 in 30 miles or 30 mins	25	308	100.0	0	0.0	3.6	3.9

Access Detail By County

July 1, 2024

Created by...
Medica

Access Analysis
Licensed Social Workers
Eligible / Provider Groups
National Proxy Census (Medica
Symphony, Solo, Encore, and Direct
MNN020)
Medica Symphony, Solo, Encore,
and Direct MNN020 Licensed Social
Workers (Medica Regional Service
Area)

All Eligibles										
State Name	County	Eligible	Provider	Counts	With Access		Without Access		Average Distance	Average Time
		#	Standard	#	#	%	#	%	1	1
Minnesota	Roseau	347	1 in 30 miles or 30 mins	0	13	3.7	334	96.3	44.2	48.2
	Scott	601	1 in 30 miles or 30 mins	22	601	100.0	0	0.0	2.8	3.1
	Sherburne	498	1 in 30 miles or 30 mins	20	498	100.0	0	0.0	4.3	4.6
	Sibley	167	1 in 30 miles or 30 mins	2	167	100.0	0	0.0	7.1	7.7
	St. Louis	919	1 in 30 miles or 30 mins	192	888	96.6	31	3.4	6.9	7.5
	Stearns	798	1 in 30 miles or 30 mins	111	798	100.0	0	0.0	5.9	6.5
	Steele	191	1 in 30 miles or 30 mins	24	191	100.0	0	0.0	2.7	2.9
	Todd	286	1 in 30 miles or 30 mins	5	286	100.0	0	0.0	7.8	8.5
	Traverse	259	1 in 30 miles or 30 mins	0	259	100.0	0	0.0	18.5	20.1
	Washington	1,030	1 in 30 miles or 30 mins	116	1,030	100.0	0	0.0	1.7	2.0
	Wright	743	1 in 30 miles or 30 mins	25	743	100.0	0	0.0	4.5	4.9
	Grand Totals	27,221	1 in 30 miles or 30 mins	3,119	26,634	97.8	587	2.2	5.4	6.0

Other providers designated as licensed mental health providers/Medica Symphony, Solo, Encore, and Direct MNN020

July 1, 2024

Created by...
Medica

Medica Symphony, Solo, Encore, and Direct MNN020 Other providers designated as licensed mental health providers

0 providers at 0 locations

■ All providers

Other providers designated as licensed mental health providers

Employee Group

National Proxy Census (Medica Symphony, Solo, Encore, and Direct MNN020)

Provider Group

Medica Symphony, Solo, Encore, and Direct MNN020 Other providers designated as licensed mental health providers (Medica Regional Service Area)

27,221 eligible locations

◆ With access (0)

● Without access (27,221)

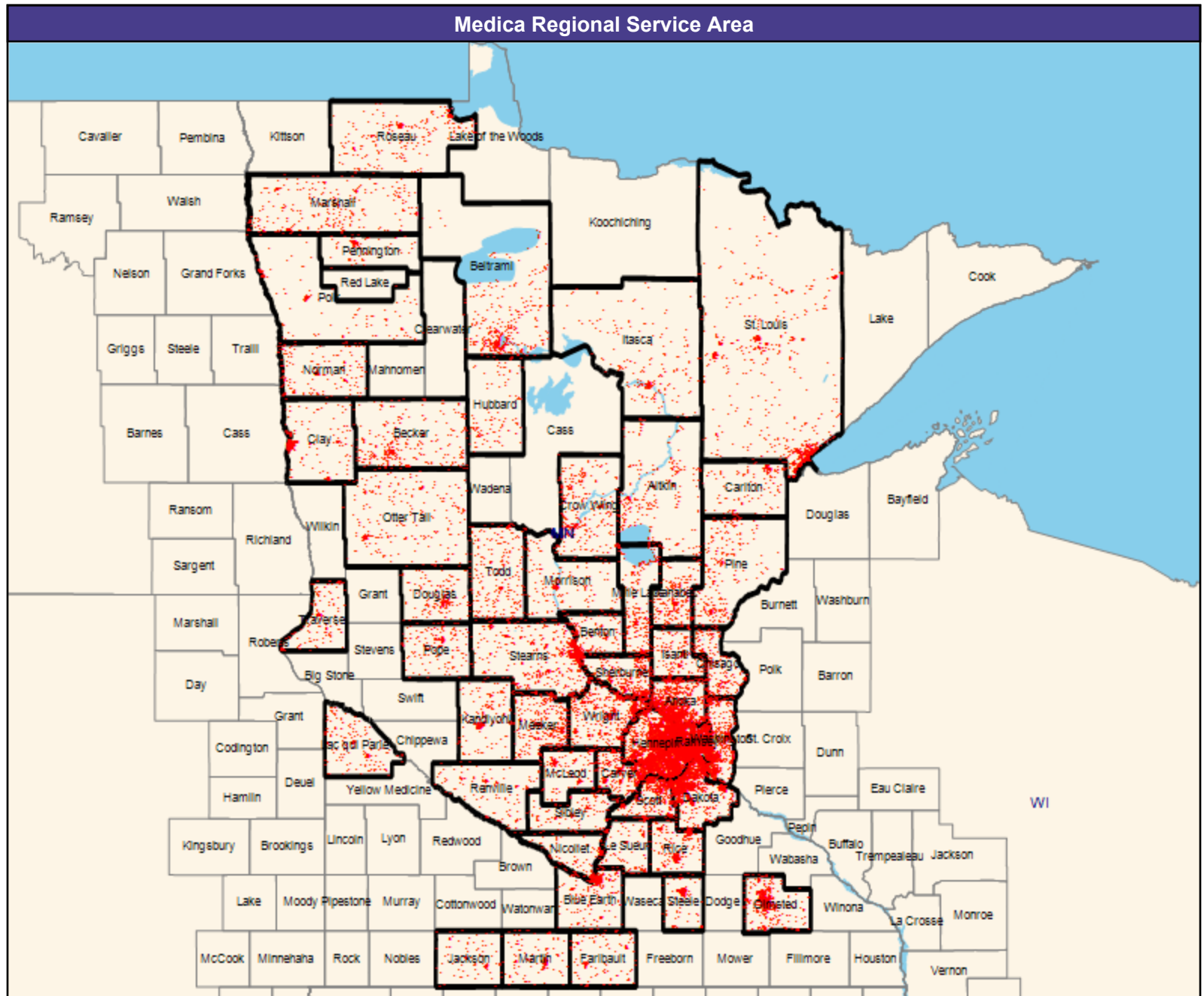
The Access Standard is defined as (National Proxy Census (Medica Symphony, Solo, Encore, and Direct MNN020)) eligibles accessing:

1 (Medica Symphony, Solo, Encore, and Direct MNN020 Other providers designated as licensed mental health providers (Medica Regional Service Area)) provider in 30 miles or 30 minutes

Service Areas

□ Medica Symphony, Solo, Encore, and Direct MNN020

62.17 miles



Access Detail By County

July 1, 2024

Created by...
Medica

Access Analysis
Other providers designated as licensed mental health providers

Eligible / Provider Groups
National Proxy Census (Medica Symphony, Solo, Encore, and Direct MNN020)
Medica Symphony, Solo, Encore, and Direct MNN020 Other providers designated as licensed mental health providers (Medica Regional Service Area)

All Eligibles										
State Name	County	Eligible	Provider	Counts	With Access		Without Access		Average Distance	Average Time
		#	Standard	#	#	%	#	%	1	1
Minnesota	Aitkin	287	1 in 30 miles or 30 mins	0	0	0.0	287	100.0	---	---
	Anoka	1,740	1 in 30 miles or 30 mins	0	0	0.0	1,740	100.0	---	---
	Becker	364	1 in 30 miles or 30 mins	0	0	0.0	364	100.0	---	---
	Beltrami	450	1 in 30 miles or 30 mins	0	0	0.0	450	100.0	---	---
	Benton	243	1 in 30 miles or 30 mins	0	0	0.0	243	100.0	---	---
	Blue Earth	347	1 in 30 miles or 30 mins	0	0	0.0	347	100.0	---	---
	Carlton	180	1 in 30 miles or 30 mins	0	0	0.0	180	100.0	---	---
	Carver	795	1 in 30 miles or 30 mins	0	0	0.0	795	100.0	---	---
	Chisago	271	1 in 30 miles or 30 mins	0	0	0.0	271	100.0	---	---
	Clay	324	1 in 30 miles or 30 mins	0	0	0.0	324	100.0	---	---
	Crow Wing	348	1 in 30 miles or 30 mins	0	0	0.0	348	100.0	---	---
	Dakota	1,818	1 in 30 miles or 30 mins	0	0	0.0	1,818	100.0	---	---
	Douglas	191	1 in 30 miles or 30 mins	0	0	0.0	191	100.0	---	---
	Faribault	151	1 in 30 miles or 30 mins	0	0	0.0	151	100.0	---	---
	Hennepin	5,098	1 in 30 miles or 30 mins	0	0	0.0	5,098	100.0	---	---
	Hubbard	110	1 in 30 miles or 30 mins	0	0	0.0	110	100.0	---	---
	Isanti	226	1 in 30 miles or 30 mins	0	0	0.0	226	100.0	---	---
	Itasca	216	1 in 30 miles or 30 mins	0	0	0.0	216	100.0	---	---
	Jackson	107	1 in 30 miles or 30 mins	0	0	0.0	107	100.0	---	---
	Kanabec	347	1 in 30 miles or 30 mins	0	0	0.0	347	100.0	---	---
	Kandiyohi	231	1 in 30 miles or 30 mins	0	0	0.0	231	100.0	---	---
	Lac qui Parle	265	1 in 30 miles or 30 mins	0	0	0.0	265	100.0	---	---
	Le Sueur	145	1 in 30 miles or 30 mins	0	0	0.0	145	100.0	---	---
	Marshall	388	1 in 30 miles or 30 mins	0	0	0.0	388	100.0	---	---
	Martin	200	1 in 30 miles or 30 mins	0	0	0.0	200	100.0	---	---
	McLeod	199	1 in 30 miles or 30 mins	0	0	0.0	199	100.0	---	---
	Meeker	512	1 in 30 miles or 30 mins	0	0	0.0	512	100.0	---	---
	Mille Lacs	305	1 in 30 miles or 30 mins	0	0	0.0	305	100.0	---	---
	Morrison	187	1 in 30 miles or 30 mins	0	0	0.0	187	100.0	---	---
	Nicollet	161	1 in 30 miles or 30 mins	0	0	0.0	161	100.0	---	---
	Norman	286	1 in 30 miles or 30 mins	0	0	0.0	286	100.0	---	---
	Olmsted	706	1 in 30 miles or 30 mins	0	0	0.0	706	100.0	---	---
	Otter Tail	302	1 in 30 miles or 30 mins	0	0	0.0	302	100.0	---	---
	Pennington	145	1 in 30 miles or 30 mins	0	0	0.0	145	100.0	---	---
	Pine	298	1 in 30 miles or 30 mins	0	0	0.0	298	100.0	---	---
	Polk	156	1 in 30 miles or 30 mins	0	0	0.0	156	100.0	---	---
	Pope	232	1 in 30 miles or 30 mins	0	0	0.0	232	100.0	---	---
	Ramsey	2,586	1 in 30 miles or 30 mins	0	0	0.0	2,586	100.0	---	---
	Renville	157	1 in 30 miles or 30 mins	0	0	0.0	157	100.0	---	---
	Rice	308	1 in 30 miles or 30 mins	0	0	0.0	308	100.0	---	---

Access Detail By County

July 1, 2024

Created by...
Medica

Access Analysis
Other providers designated as licensed mental health providers

Eligible / Provider Groups
National Proxy Census (Medica Symphony, Solo, Encore, and Direct MNN020)
Medica Symphony, Solo, Encore, and Direct MNN020 Other providers designated as licensed mental health providers (Medica Regional Service Area)

All Eligibles										
State Name	County	Eligible	Provider	Counts	With Access		Without Access		Average Distance	Average Time
		#	Standard	#	#	%	#	%	1	1
Minnesota	Roseau	347	1 in 30 miles or 30 mins	0	0	0.0	347	100.0	---	---
	Scott	601	1 in 30 miles or 30 mins	0	0	0.0	601	100.0	---	---
	Sherburne	498	1 in 30 miles or 30 mins	0	0	0.0	498	100.0	---	---
	Sibley	167	1 in 30 miles or 30 mins	0	0	0.0	167	100.0	---	---
	St. Louis	919	1 in 30 miles or 30 mins	0	0	0.0	919	100.0	---	---
	Stearns	798	1 in 30 miles or 30 mins	0	0	0.0	798	100.0	---	---
	Steele	191	1 in 30 miles or 30 mins	0	0	0.0	191	100.0	---	---
	Todd	286	1 in 30 miles or 30 mins	0	0	0.0	286	100.0	---	---
	Traverse	259	1 in 30 miles or 30 mins	0	0	0.0	259	100.0	---	---
	Washington	1,030	1 in 30 miles or 30 mins	0	0	0.0	1,030	100.0	---	---
	Wright	743	1 in 30 miles or 30 mins	0	0	0.0	743	100.0	---	---
	Grand Totals	27,221	1 in 30 miles or 30 mins	0	0	0.0	27,221	100.0	---	---

Pediatric Services Providers (Primary Care)/Medica Symphony, Solo, Encore, and Direct/MNN020

July 1, 2024

Created by...
Medica

Medica Symphony, Solo, Encore, and Direct MNN020 General Pediatric Providers

1,553 providers at 520 locations
■ All providers

General Pediatric Providers

Employee Group

National Proxy Census (Medica Symphony, Solo, Encore, and Direct MNN020)

Provider Group

Medica Symphony, Solo, Encore, and Direct MNN020 General Pediatric Providers (Medica Regional Service Area)

27,221 eligible locations
◆ With access (26,196)
● Without access (1,025)

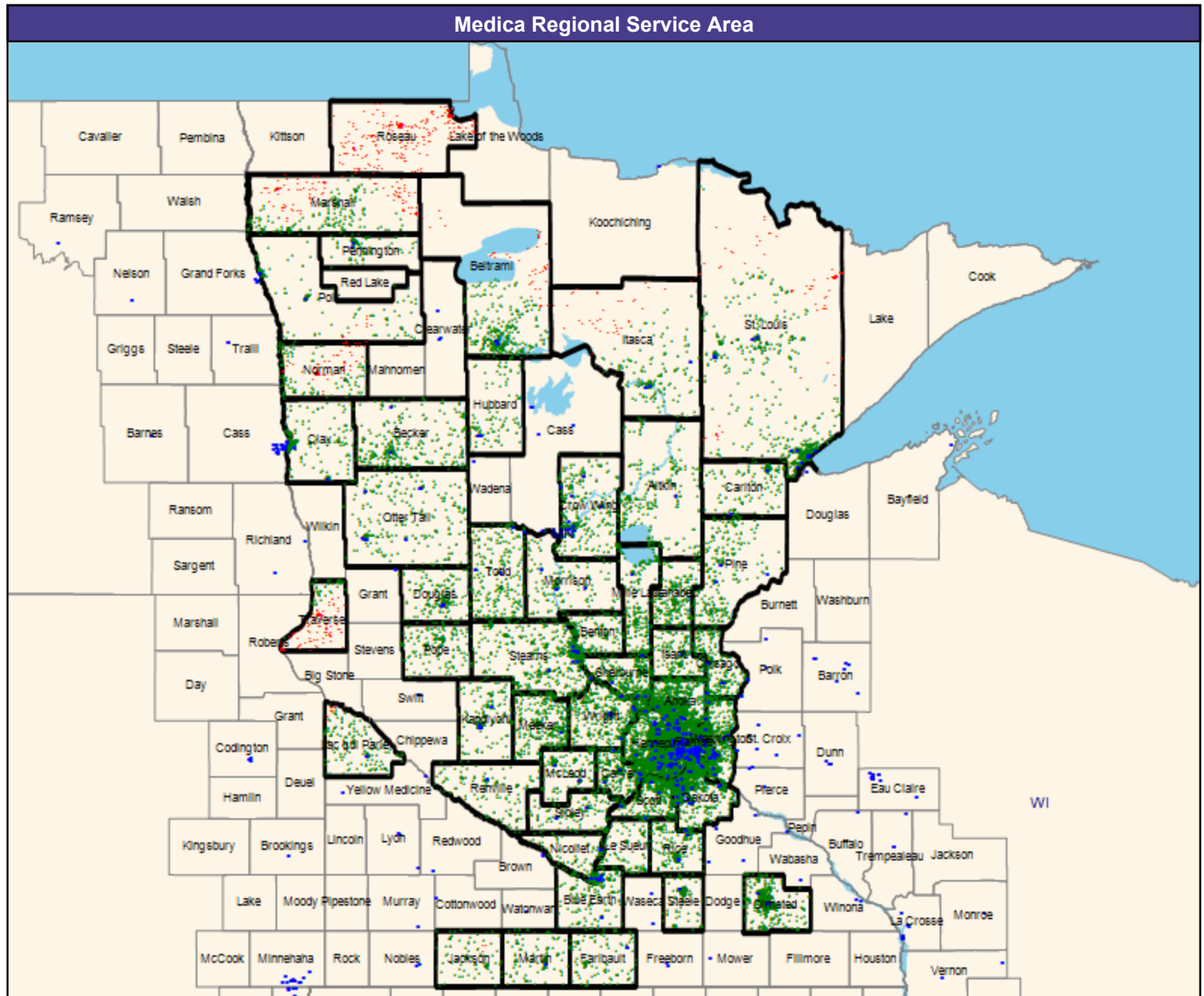
The Access Standard is defined as (National Proxy Census (Medica Symphony, Solo, Encore, and Direct MNN020) eligibles accessing:

1 (Medica Symphony, Solo, Encore, and Direct MNN020 General Pediatric Providers (Medica Regional Service Area)) provider in 30 miles or 30 minutes

Service Areas

□ Medica Symphony, Solo, Encore, and Direct MNN020

62.17 miles



Access Detail By County

July 1, 2024

Created by...
Medica

Access Analysis
General Pediatric Providers
Eligible / Provider Groups
National Proxy Census (Medica Symphony, Solo, Encore, and Direct MNN020)
Medica Symphony, Solo, Encore, and Direct MNN020 General Pediatric Providers (Medica Regional Service Area)

		All Eligibles									
State Name	County	Eligible	Provider	Counts	With Access		Without Access		Average Distance	Average Time	
		#	Standard	#	#	%	#	%	1	1	
Minnesota	Aitkin	287	1 in 30 miles or 30 mins	3	287	100.0	0	0.0	15.8	17.1	
	Anoka	1,740	1 in 30 miles or 30 mins	185	1,740	100.0	0	0.0	3.7	4.4	
	Becker	364	1 in 30 miles or 30 mins	12	364	100.0	0	0.0	8.8	9.6	
	Beltrami	450	1 in 30 miles or 30 mins	32	405	90.0	45	10.0	12.5	13.6	
	Benton	243	1 in 30 miles or 30 mins	0	243	100.0	0	0.0	7.9	8.7	
	Blue Earth	347	1 in 30 miles or 30 mins	110	347	100.0	0	0.0	4.9	5.3	
	Carlton	180	1 in 30 miles or 30 mins	3	180	100.0	0	0.0	6.3	6.9	
	Carver	795	1 in 30 miles or 30 mins	161	795	100.0	0	0.0	3.2	3.6	
	Chisago	271	1 in 30 miles or 30 mins	147	271	100.0	0	0.0	5.6	6.0	
	Clay	324	1 in 30 miles or 30 mins	13	324	100.0	0	0.0	5.9	6.6	
	Crow Wing	348	1 in 30 miles or 30 mins	35	348	100.0	0	0.0	5.4	5.9	
	Dakota	1,818	1 in 30 miles or 30 mins	456	1,818	100.0	0	0.0	2.2	2.6	
	Douglas	191	1 in 30 miles or 30 mins	68	191	100.0	0	0.0	6.7	7.3	
	Faribault	151	1 in 30 miles or 30 mins	1	151	100.0	0	0.0	14.3	15.5	
	Hennepin	5,098	1 in 30 miles or 30 mins	2,662	5,098	100.0	0	0.0	1.7	2.6	
	Hubbard	110	1 in 30 miles or 30 mins	10	110	100.0	0	0.0	9.8	10.7	
	Isanti	226	1 in 30 miles or 30 mins	5	226	100.0	0	0.0	6.9	7.5	
	Itasca	216	1 in 30 miles or 30 mins	8	179	82.9	37	17.1	14.7	15.9	
	Jackson	107	1 in 30 miles or 30 mins	0	103	96.3	4	3.7	23.8	25.9	
	Kanabec	347	1 in 30 miles or 30 mins	0	347	100.0	0	0.0	20.0	21.8	
	Kandiyohi	231	1 in 30 miles or 30 mins	55	231	100.0	0	0.0	5.8	6.3	
	Lac qui Parle	265	1 in 30 miles or 30 mins	1	255	96.2	10	3.8	12.4	13.4	
	Le Sueur	145	1 in 30 miles or 30 mins	0	145	100.0	0	0.0	9.4	10.2	
	Marshall	388	1 in 30 miles or 30 mins	0	248	63.9	140	36.1	26.6	29.0	
	Martin	200	1 in 30 miles or 30 mins	1	200	100.0	0	0.0	8.2	8.9	
	McLeod	199	1 in 30 miles or 30 mins	4	199	100.0	0	0.0	5.4	5.8	
	Meeker	512	1 in 30 miles or 30 mins	3	512	100.0	0	0.0	11.3	12.3	
	Mille Lacs	305	1 in 30 miles or 30 mins	3	305	100.0	0	0.0	10.8	11.7	
	Morrison	187	1 in 30 miles or 30 mins	21	187	100.0	0	0.0	6.9	7.5	
	Nicollet	161	1 in 30 miles or 30 mins	26	161	100.0	0	0.0	4.5	4.8	
	Norman	286	1 in 30 miles or 30 mins	0	164	57.3	122	42.7	29.1	31.7	
	Olmsted	706	1 in 30 miles or 30 mins	23	706	100.0	0	0.0	4.8	5.4	
	Otter Tail	302	1 in 30 miles or 30 mins	42	302	100.0	0	0.0	8.6	9.3	
	Pennington	145	1 in 30 miles or 30 mins	4	145	100.0	0	0.0	5.1	5.5	
	Pine	298	1 in 30 miles or 30 mins	8	298	100.0	0	0.0	10.6	11.5	
	Polk	156	1 in 30 miles or 30 mins	4	143	91.7	13	8.3	12.5	13.6	
	Pope	232	1 in 30 miles or 30 mins	0	232	100.0	0	0.0	18.1	19.7	
	Ramsey	2,586	1 in 30 miles or 30 mins	1,129	2,586	100.0	0	0.0	1.2	1.9	
	Renville	157	1 in 30 miles or 30 mins	2	157	100.0	0	0.0	11.5	12.5	
	Rice	308	1 in 30 miles or 30 mins	14	308	100.0	0	0.0	4.8	5.2	

Access Detail By County

July 1, 2024

Created by...
Medica

Access Analysis
 General Pediatric Providers
 Eligible / Provider Groups
 National Proxy Census (Medica
 Symphony, Solo, Encore, and Direct
 MNN020)
 Medica Symphony, Solo, Encore,
 and Direct MNN020 General
 Pediatric Providers (Medica
 Regional Service Area)

All Eligibles										
State Name	County	Eligible	Provider	Counts	With Access		Without Access		Average Distance	Average Time
		#	Standard	#	#	%	#	%	1	1
Minnesota	Roseau	347	1 in 30 miles or 30 mins	0	0	0.0	347	100.0	58.8	64.1
	Scott	601	1 in 30 miles or 30 mins	38	601	100.0	0	0.0	3.6	4.1
	Sherburne	498	1 in 30 miles or 30 mins	70	498	100.0	0	0.0	4.7	5.1
	Sibley	167	1 in 30 miles or 30 mins	4	167	100.0	0	0.0	6.8	7.4
	St. Louis	919	1 in 30 miles or 30 mins	147	827	90.0	92	10.0	10.4	11.5
	Stearns	798	1 in 30 miles or 30 mins	102	798	100.0	0	0.0	9.5	10.3
	Steele	191	1 in 30 miles or 30 mins	14	191	100.0	0	0.0	6.0	6.5
	Todd	286	1 in 30 miles or 30 mins	3	286	100.0	0	0.0	10.4	11.3
	Traverse	259	1 in 30 miles or 30 mins	0	44	17.0	215	83.0	33.6	36.7
	Washington	1,030	1 in 30 miles or 30 mins	328	1,030	100.0	0	0.0	2.5	3.0
	Wright	743	1 in 30 miles or 30 mins	93	743	100.0	0	0.0	5.0	5.4
	Grand Totals	27,221	1 in 30 miles or 30 mins	6,050	26,196	96.2	1,025	3.8	6.9	7.8

Allergy, Immunology and Rheumatology/Medica Symphony, Solo, Encore, and Direct/MNN020

July 1, 2024

Created by...
Medica

Medica Symphony, Solo, Encore, and Direct MNN020 Allergy, Immunology and Rheumatology

210 providers at 210 locations

■ All providers

Allergy, Immunology and Rheumatology

Employee Group

National Proxy Census (Medica Symphony, Solo, Encore, and Direct MNN020)

Provider Group

Medica Symphony, Solo, Encore, and Direct MNN020 Allergy, Immunology and Rheumatology (Medica Regional Service Area)

27,221 eligible locations

◆ With access (27,100)

● Without access (121)

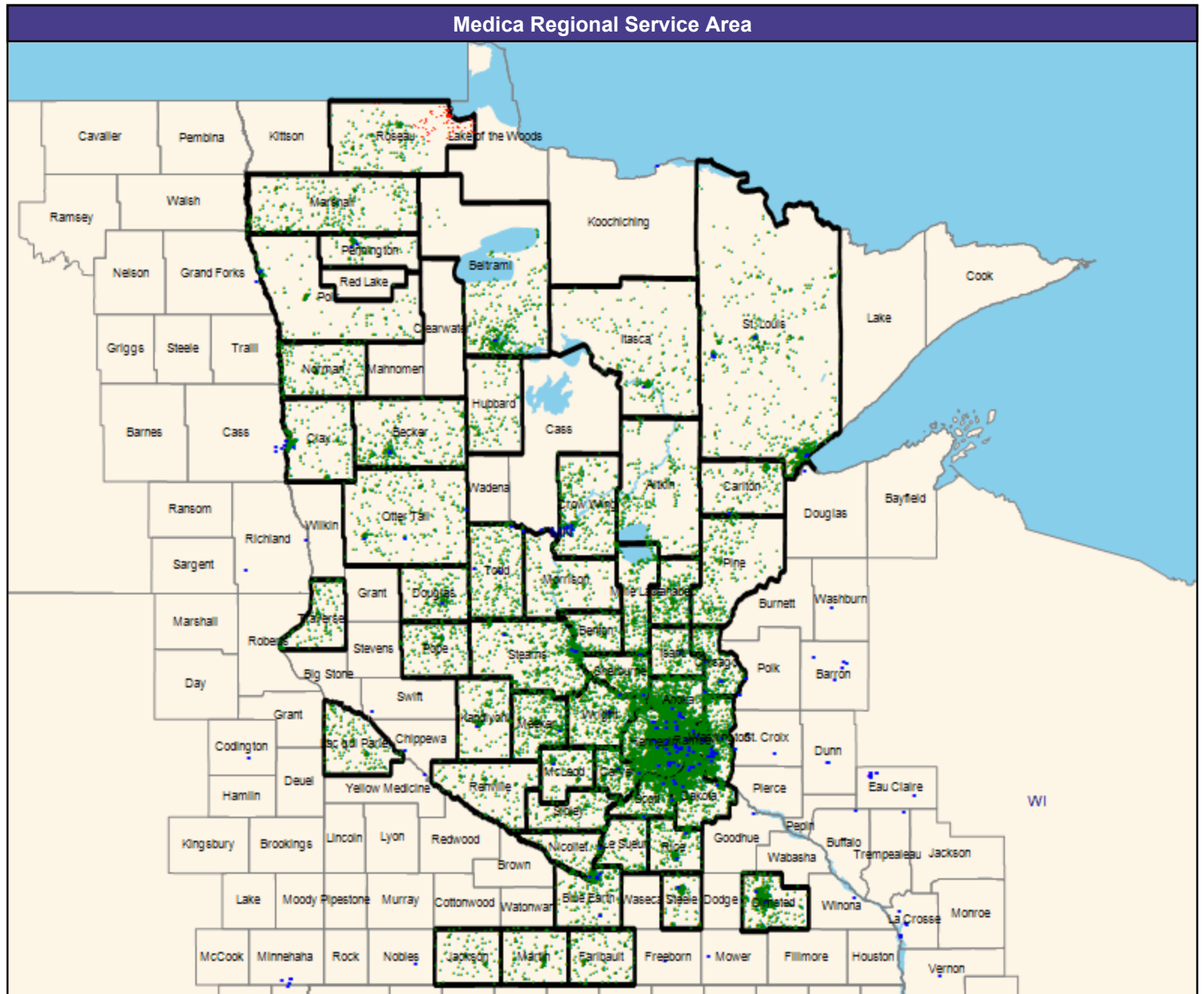
The Access Standard is defined as (National Proxy Census (Medica Symphony, Solo, Encore, and Direct MNN020)) eligibles accessing:

1 (Medica Symphony, Solo, Encore, and Direct MNN020 Allergy, Immunology and Rheumatology (Medica Regional Service Area)) provider in 60 miles or 60 minutes

Service Areas

□ Medica Symphony, Solo, Encore, and Direct MNN020

62.17 miles



Access Detail By County

July 1, 2024

Created by...
Medica

Access Analysis
Allergy, Immunology and Rheumatology

Eligible / Provider Groups
National Proxy Census (Medica Symphony, Solo, Encore, and Direct MNN020)
Medica Symphony, Solo, Encore, and Direct MNN020 Allergy, Immunology and Rheumatology (Medica Regional Service Area)

		All Eligibles								
State Name	County	Eligible	Provider	Counts	With Access		Without Access		Average Distance	Average Time
		#	Standard	#	#	%	#	%	1	1
Minnesota	Aitkin	287	1 in 60 miles or 60 mins	0	287	100.0	0	0.0	30.9	33.7
	Anoka	1,740	1 in 60 miles or 60 mins	35	1,740	100.0	0	0.0	4.5	5.5
	Becker	364	1 in 60 miles or 60 mins	3	364	100.0	0	0.0	13.4	14.6
	Beltrami	450	1 in 60 miles or 60 mins	8	450	100.0	0	0.0	13.1	14.3
	Benton	243	1 in 60 miles or 60 mins	0	243	100.0	0	0.0	8.8	10.3
	Blue Earth	347	1 in 60 miles or 60 mins	9	347	100.0	0	0.0	5.2	5.7
	Carlton	180	1 in 60 miles or 60 mins	1	180	100.0	0	0.0	15.5	16.9
	Carver	795	1 in 60 miles or 60 mins	5	795	100.0	0	0.0	5.6	6.2
	Chisago	271	1 in 60 miles or 60 mins	19	271	100.0	0	0.0	5.6	6.1
	Clay	324	1 in 60 miles or 60 mins	2	324	100.0	0	0.0	8.5	9.4
	Crow Wing	348	1 in 60 miles or 60 mins	9	348	100.0	0	0.0	13.6	14.8
	Dakota	1,818	1 in 60 miles or 60 mins	28	1,818	100.0	0	0.0	3.5	4.4
	Douglas	191	1 in 60 miles or 60 mins	1	191	100.0	0	0.0	7.6	8.2
	Faribault	151	1 in 60 miles or 60 mins	0	151	100.0	0	0.0	22.4	24.4
	Hennepin	5,098	1 in 60 miles or 60 mins	175	5,098	100.0	0	0.0	2.9	4.4
	Hubbard	110	1 in 60 miles or 60 mins	0	110	100.0	0	0.0	30.0	32.7
	Isanti	226	1 in 60 miles or 60 mins	1	226	100.0	0	0.0	6.9	7.5
	Itasca	216	1 in 60 miles or 60 mins	1	216	100.0	0	0.0	16.6	18.1
	Jackson	107	1 in 60 miles or 60 mins	0	107	100.0	0	0.0	28.3	30.8
	Kanabec	347	1 in 60 miles or 60 mins	0	347	100.0	0	0.0	24.3	26.5
	Kandiyohi	231	1 in 60 miles or 60 mins	1	231	100.0	0	0.0	9.0	9.8
	Lac qui Parle	265	1 in 60 miles or 60 mins	0	265	100.0	0	0.0	19.6	21.3
	Le Sueur	145	1 in 60 miles or 60 mins	0	145	100.0	0	0.0	10.1	11.0
	Marshall	388	1 in 60 miles or 60 mins	0	388	100.0	0	0.0	26.9	29.3
	Martin	200	1 in 60 miles or 60 mins	0	200	100.0	0	0.0	40.0	43.5
	McLeod	199	1 in 60 miles or 60 mins	7	199	100.0	0	0.0	10.2	11.1
	Meeker	512	1 in 60 miles or 60 mins	5	512	100.0	0	0.0	13.1	14.2
	Mille Lacs	305	1 in 60 miles or 60 mins	0	305	100.0	0	0.0	19.1	20.8
	Morrison	187	1 in 60 miles or 60 mins	1	187	100.0	0	0.0	22.5	25.0
	Nicollet	161	1 in 60 miles or 60 mins	2	161	100.0	0	0.0	7.7	8.3
	Norman	286	1 in 60 miles or 60 mins	0	286	100.0	0	0.0	35.7	38.9
	Olmsted	706	1 in 60 miles or 60 mins	4	706	100.0	0	0.0	5.3	6.0
	Otter Tail	302	1 in 60 miles or 60 mins	5	302	100.0	0	0.0	12.2	13.3
	Pennington	145	1 in 60 miles or 60 mins	4	145	100.0	0	0.0	5.2	5.6
	Pine	298	1 in 60 miles or 60 mins	0	298	100.0	0	0.0	22.0	24.0
	Polk	156	1 in 60 miles or 60 mins	1	156	100.0	0	0.0	25.4	27.6
	Pope	232	1 in 60 miles or 60 mins	0	232	100.0	0	0.0	20.9	22.8
	Ramsey	2,586	1 in 60 miles or 60 mins	39	2,586	100.0	0	0.0	2.3	3.7
	Renville	157	1 in 60 miles or 60 mins	0	157	100.0	0	0.0	25.5	27.8
	Rice	308	1 in 60 miles or 60 mins	5	308	100.0	0	0.0	5.0	5.4

Access Detail By County

July 1, 2024

Created by...
Medica

Access Analysis
 Allergy, Immunology and Rheumatology
 Eligible / Provider Groups
 National Proxy Census (Medica Symphony, Solo, Encore, and Direct MNN020)
 Medica Symphony, Solo, Encore, and Direct MNN020 Allergy, Immunology and Rheumatology (Medica Regional Service Area)

All Eligibles										
State Name	County	Eligible	Provider	Counts	With Access		Without Access		Average Distance	Average Time
		#	Standard	#	#	%	#	%	1	1
Minnesota	Roseau	347	1 in 60 miles or 60 mins	0	226	65.1	121	34.9	58.3	63.6
	Scott	601	1 in 60 miles or 60 mins	2	601	100.0	0	0.0	5.7	6.5
	Sherburne	498	1 in 60 miles or 60 mins	8	498	100.0	0	0.0	6.6	7.2
	Sibley	167	1 in 60 miles or 60 mins	0	167	100.0	0	0.0	21.6	23.6
	St. Louis	919	1 in 60 miles or 60 mins	21	919	100.0	0	0.0	11.5	13.0
	Stearns	798	1 in 60 miles or 60 mins	15	798	100.0	0	0.0	10.0	11.5
	Steele	191	1 in 60 miles or 60 mins	5	191	100.0	0	0.0	6.6	7.1
	Todd	286	1 in 60 miles or 60 mins	3	286	100.0	0	0.0	9.4	10.2
	Traverse	259	1 in 60 miles or 60 mins	0	259	100.0	0	0.0	35.2	38.4
	Washington	1,030	1 in 60 miles or 60 mins	36	1,030	100.0	0	0.0	4.1	4.8
	Wright	743	1 in 60 miles or 60 mins	3	743	100.0	0	0.0	8.2	8.9
Grand Totals		27,221	1 in 60 miles or 60 mins	464	27,100	99.6	121	0.4	9.5	10.8

Anesthesiology Physicians and Certified Registered Nurse Anesthetists/Medica Symphony, Solo, Encore, Encore

July 1, 2024

Created by...
Medica

Medica Symphony, Solo, Encore, and Direct MNN020 Anesthesiology Physicians and CRNA

3,749 providers at 391 locations
■ All providers

Allergy, Immunology and Rheumatology

Employee Group

National Proxy Census (Medica Symphony, Solo, Encore, and Direct MNN020)

Provider Group

Medica Symphony, Solo, Encore, and Direct MNN020 Allergy, Immunology and Rheumatology (Medica Regional Service Area)

27,221 eligible locations
◆ With access (27,100)
● Without access (121)

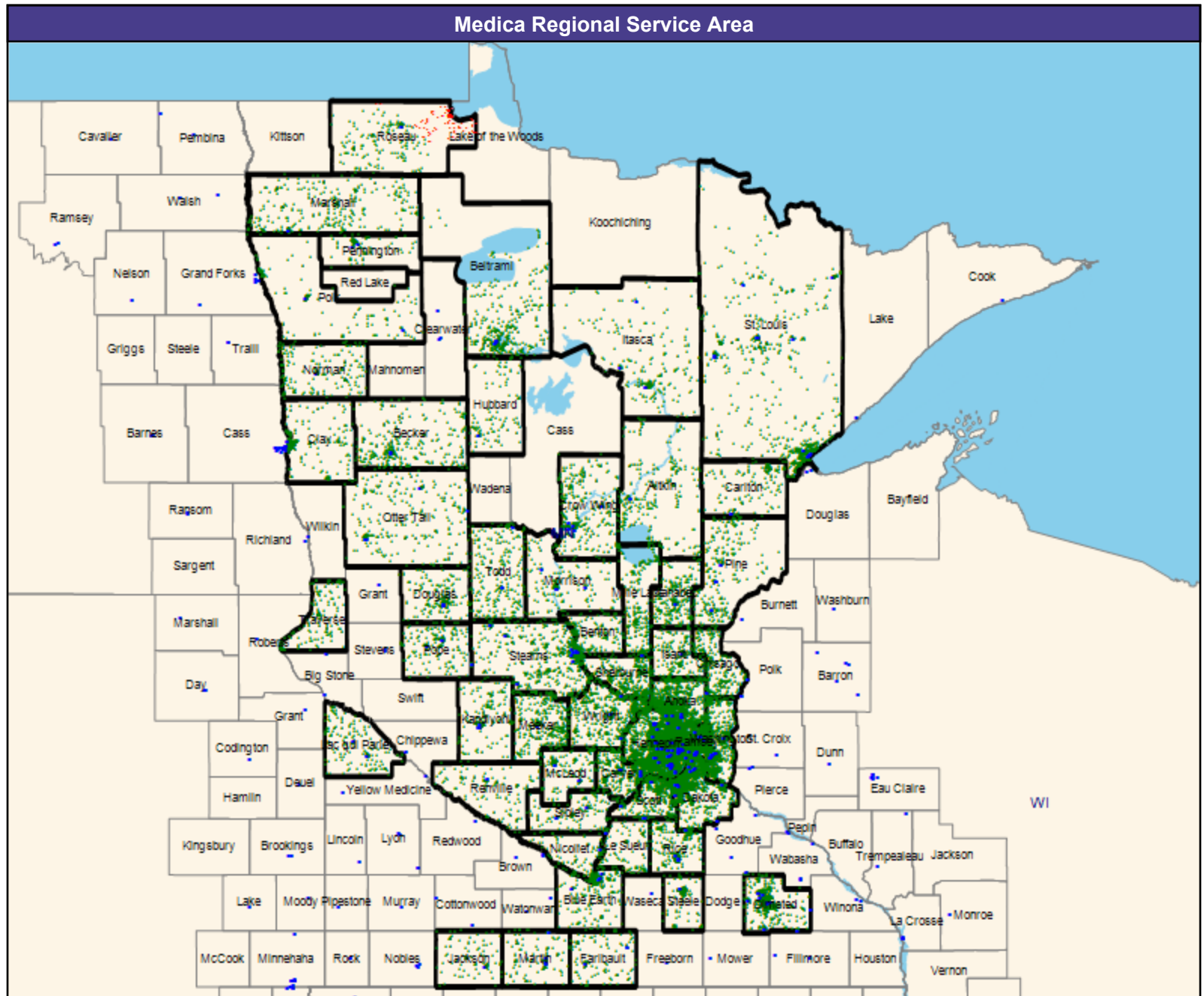
The Access Standard is defined as (National Proxy Census (Medica Symphony, Solo, Encore, and Direct MNN020) eligibles accessing:

1 (Medica Symphony, Solo, Encore, and Direct MNN020 Allergy, Immunology and Rheumatology (Medica Regional Service Area)) provider in 60 miles or 60 minutes

Service Areas

Medica Symphony, Solo, Encore, and Direct MNN020

62.17 miles



Access Detail By County

July 1, 2024

Created by...
Medica

Access Analysis
Anesthesiology Physicians and CRNA

Eligible / Provider Groups
National Proxy Census (Medica Symphony, Solo, Encore, and Direct MNN020)
Medica Symphony, Solo, Encore, and Direct MNN020 Anesthesiology Physicians and CRNA (Medica Regional Service Area)

All Eligibles										
State Name	County	Eligible	Provider	Counts	With Access		Without Access		Average Distance	Average Time
		#	Standard	#	#	%	#	%	1	1
Minnesota	Aitkin	287	1 in 60 miles or 60 mins	7	287	100.0	0	0.0	16.1	17.5
	Anoka	1,740	1 in 60 miles or 60 mins	145	1,740	100.0	0	0.0	5.0	6.5
	Becker	364	1 in 60 miles or 60 mins	35	364	100.0	0	0.0	10.9	11.8
	Beltrami	450	1 in 60 miles or 60 mins	208	450	100.0	0	0.0	12.7	13.8
	Benton	243	1 in 60 miles or 60 mins	0	243	100.0	0	0.0	8.5	9.7
	Blue Earth	347	1 in 60 miles or 60 mins	171	347	100.0	0	0.0	5.5	6.0
	Carlton	180	1 in 60 miles or 60 mins	29	180	100.0	0	0.0	15.6	16.9
	Carver	795	1 in 60 miles or 60 mins	259	795	100.0	0	0.0	4.8	5.3
	Chisago	271	1 in 60 miles or 60 mins	58	271	100.0	0	0.0	9.6	10.4
	Clay	324	1 in 60 miles or 60 mins	0	324	100.0	0	0.0	9.0	10.2
	Crow Wing	348	1 in 60 miles or 60 mins	119	348	100.0	0	0.0	9.7	10.5
	Dakota	1,818	1 in 60 miles or 60 mins	475	1,818	100.0	0	0.0	4.1	4.9
	Douglas	191	1 in 60 miles or 60 mins	28	191	100.0	0	0.0	7.6	8.2
	Faribault	151	1 in 60 miles or 60 mins	13	151	100.0	0	0.0	7.7	8.3
	Hennepin	5,098	1 in 60 miles or 60 mins	4,432	5,098	100.0	0	0.0	2.6	4.0
	Hubbard	110	1 in 60 miles or 60 mins	7	110	100.0	0	0.0	12.1	13.2
	Isanti	226	1 in 60 miles or 60 mins	45	226	100.0	0	0.0	7.4	8.1
	Itasca	216	1 in 60 miles or 60 mins	116	216	100.0	0	0.0	11.1	12.1
	Jackson	107	1 in 60 miles or 60 mins	10	107	100.0	0	0.0	8.6	9.4
	Kanabec	347	1 in 60 miles or 60 mins	19	347	100.0	0	0.0	6.3	6.9
	Kandiyohi	231	1 in 60 miles or 60 mins	45	231	100.0	0	0.0	6.9	7.4
	Lac qui Parle	265	1 in 60 miles or 60 mins	8	265	100.0	0	0.0	5.8	6.3
	Le Sueur	145	1 in 60 miles or 60 mins	5	145	100.0	0	0.0	8.3	9.0
	Marshall	388	1 in 60 miles or 60 mins	1	388	100.0	0	0.0	17.4	18.9
	Martin	200	1 in 60 miles or 60 mins	76	200	100.0	0	0.0	6.3	6.8
	McLeod	199	1 in 60 miles or 60 mins	36	199	100.0	0	0.0	5.9	6.4
	Meeker	512	1 in 60 miles or 60 mins	7	512	100.0	0	0.0	8.7	9.4
	Mille Lacs	305	1 in 60 miles or 60 mins	0	305	100.0	0	0.0	15.6	17.0
	Morrison	187	1 in 60 miles or 60 mins	25	187	100.0	0	0.0	7.5	8.1
	Nicollet	161	1 in 60 miles or 60 mins	12	161	100.0	0	0.0	5.2	5.6
	Norman	286	1 in 60 miles or 60 mins	19	286	100.0	0	0.0	13.1	14.2
	Olmsted	706	1 in 60 miles or 60 mins	67	706	100.0	0	0.0	2.8	3.2
	Otter Tail	302	1 in 60 miles or 60 mins	44	302	100.0	0	0.0	11.2	12.2
	Pennington	145	1 in 60 miles or 60 mins	73	145	100.0	0	0.0	5.2	5.6
	Pine	298	1 in 60 miles or 60 mins	27	298	100.0	0	0.0	7.5	8.2
	Polk	156	1 in 60 miles or 60 mins	22	156	100.0	0	0.0	9.5	10.3
	Pope	232	1 in 60 miles or 60 mins	35	232	100.0	0	0.0	5.9	6.4
	Ramsey	2,586	1 in 60 miles or 60 mins	1,122	2,586	100.0	0	0.0	2.5	4.0
	Renville	157	1 in 60 miles or 60 mins	1	157	100.0	0	0.0	10.2	11.1
	Rice	308	1 in 60 miles or 60 mins	42	308	100.0	0	0.0	5.0	5.4

Access Detail By County

July 1, 2024

Created by...
Medica

Access Analysis
Anesthesiology Physicians and CRNA

Eligible / Provider Groups

National Proxy Census (Medica Symphony, Solo, Encore, and Direct MNN020)

Medica Symphony, Solo, Encore, and Direct MNN020 Anesthesiology Physicians and CRNA (Medica Regional Service Area)

All Eligibles										
State Name	County	Eligible	Provider	Counts	With Access		Without Access		Average Distance	Average Time
		#	Standard	#	#	%	#	%	1	1
Minnesota	Roseau	347	1 in 60 miles or 60 mins	2	347	100.0	0	0.0	15.5	16.9
	Scott	601	1 in 60 miles or 60 mins	99	601	100.0	0	0.0	4.8	5.3
	Sherburne	498	1 in 60 miles or 60 mins	78	498	100.0	0	0.0	8.9	9.6
	Sibley	167	1 in 60 miles or 60 mins	7	167	100.0	0	0.0	6.4	6.9
	St. Louis	919	1 in 60 miles or 60 mins	474	919	100.0	0	0.0	7.5	8.3
	Stearns	798	1 in 60 miles or 60 mins	248	798	100.0	0	0.0	6.1	6.7
	Steele	191	1 in 60 miles or 60 mins	5	191	100.0	0	0.0	6.5	7.1
	Todd	286	1 in 60 miles or 60 mins	52	286	100.0	0	0.0	9.3	10.1
	Traverse	259	1 in 60 miles or 60 mins	0	259	100.0	0	0.0	17.4	19.0
	Washington	1,030	1 in 60 miles or 60 mins	526	1,030	100.0	0	0.0	4.9	5.7
	Wright	743	1 in 60 miles or 60 mins	107	743	100.0	0	0.0	8.4	9.3
	Grand Totals	27,221	1 in 60 miles or 60 mins	9,441	27,221	100.0	0	0.0	6.2	7.2

Cardiac Surgery/Medica Symphony, Solo, Encore, and Direct/MNN020

July 1, 2024

Created by...
Medica

Medica Symphony, Solo, Encore, and Direct MNN020 Cardiac Surgery

907 providers at 413 locations

■ All providers

Cardiac Surgery

Employee Group

National Proxy Census (Medica Symphony, Solo, Encore, and Direct MNN020)

Provider Group

Medica Symphony, Solo, Encore, and Direct MNN020 Cardiac Surgery (Medica Regional Service Area)

27,221 eligible locations

◆ With access (27,221)

● Without access (0)

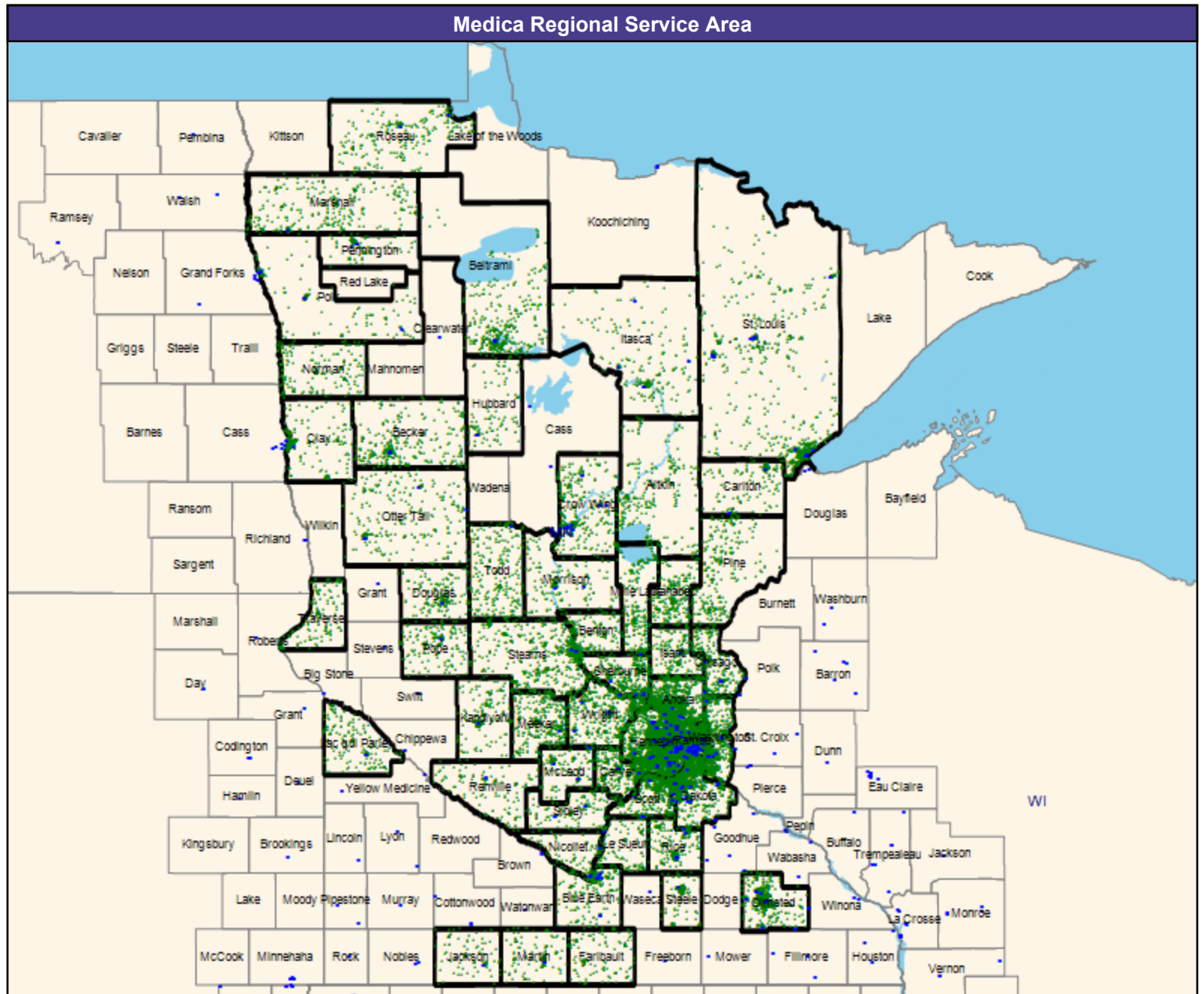
The Access Standard is defined as (National Proxy Census (Medica Symphony, Solo, Encore, and Direct MNN020)) eligibles accessing:

1 (Medica Symphony, Solo, Encore, and Direct MNN020 Cardiac Surgery (Medica Regional Service Area)) provider in 60 miles or 60 minutes

Service Areas

□ Medica Symphony, Solo, Encore, and Direct MNN020

62.17 miles



Access Detail By County

July 1, 2024

Created by...
Medica

Access Analysis
Cardiac Surgery

Eligible / Provider Groups
National Proxy Census (Medica
Symphony, Solo, Encore, and Direct
MNN020)
Medica Symphony, Solo, Encore,
and Direct MNN020 Cardiac
Surgery (Medica Regional Service
Area)

		All Eligibles									
State Name	County	Eligible	Provider	Counts	With Access		Without Access		Average Distance	Average Time	
		#	Standard	#	#	%	#	%	1	1	
Minnesota	Aitkin	287	1 in 60 miles or 60 mins	0	287	100.0	0	0.0	22.3	24.2	
	Anoka	1,740	1 in 60 miles or 60 mins	286	1,740	100.0	0	0.0	4.3	5.2	
	Becker	364	1 in 60 miles or 60 mins	14	364	100.0	0	0.0	10.9	11.9	
	Beltrami	450	1 in 60 miles or 60 mins	39	450	100.0	0	0.0	13.0	14.1	
	Benton	243	1 in 60 miles or 60 mins	0	243	100.0	0	0.0	8.6	9.9	
	Blue Earth	347	1 in 60 miles or 60 mins	234	347	100.0	0	0.0	4.9	5.4	
	Carlton	180	1 in 60 miles or 60 mins	10	180	100.0	0	0.0	6.4	7.0	
	Carver	795	1 in 60 miles or 60 mins	133	795	100.0	0	0.0	4.9	5.5	
	Chisago	271	1 in 60 miles or 60 mins	217	271	100.0	0	0.0	5.6	6.1	
	Clay	324	1 in 60 miles or 60 mins	1	324	100.0	0	0.0	8.6	9.4	
	Crow Wing	348	1 in 60 miles or 60 mins	73	348	100.0	0	0.0	6.7	7.2	
	Dakota	1,818	1 in 60 miles or 60 mins	253	1,818	100.0	0	0.0	3.0	3.8	
	Douglas	191	1 in 60 miles or 60 mins	4	191	100.0	0	0.0	7.7	8.4	
	Faribault	151	1 in 60 miles or 60 mins	0	151	100.0	0	0.0	19.6	21.3	
	Hennepin	5,098	1 in 60 miles or 60 mins	1,118	5,098	100.0	0	0.0	2.2	3.3	
	Hubbard	110	1 in 60 miles or 60 mins	10	110	100.0	0	0.0	10.6	11.6	
	Isanti	226	1 in 60 miles or 60 mins	11	226	100.0	0	0.0	6.9	7.5	
	Itasca	216	1 in 60 miles or 60 mins	59	216	100.0	0	0.0	9.9	10.7	
	Jackson	107	1 in 60 miles or 60 mins	3	107	100.0	0	0.0	8.5	9.3	
	Kanabec	347	1 in 60 miles or 60 mins	0	347	100.0	0	0.0	24.3	26.4	
	Kandiyohi	231	1 in 60 miles or 60 mins	1	231	100.0	0	0.0	8.4	9.1	
	Lac qui Parle	265	1 in 60 miles or 60 mins	1	265	100.0	0	0.0	10.4	11.3	
	Le Sueur	145	1 in 60 miles or 60 mins	40	145	100.0	0	0.0	8.3	9.0	
	Marshall	388	1 in 60 miles or 60 mins	1	388	100.0	0	0.0	17.4	18.9	
	Martin	200	1 in 60 miles or 60 mins	114	200	100.0	0	0.0	7.8	8.5	
	McLeod	199	1 in 60 miles or 60 mins	34	199	100.0	0	0.0	4.3	4.6	
	Meeker	512	1 in 60 miles or 60 mins	15	512	100.0	0	0.0	12.6	13.7	
	Mille Lacs	305	1 in 60 miles or 60 mins	0	305	100.0	0	0.0	16.9	18.4	
	Morrison	187	1 in 60 miles or 60 mins	4	187	100.0	0	0.0	8.7	9.5	
	Nicollet	161	1 in 60 miles or 60 mins	7	161	100.0	0	0.0	4.5	4.9	
	Norman	286	1 in 60 miles or 60 mins	0	286	100.0	0	0.0	31.7	34.5	
	Olmsted	706	1 in 60 miles or 60 mins	10	706	100.0	0	0.0	3.0	3.3	
	Otter Tail	302	1 in 60 miles or 60 mins	42	302	100.0	0	0.0	11.2	12.2	
	Pennington	145	1 in 60 miles or 60 mins	17	145	100.0	0	0.0	5.1	5.6	
	Pine	298	1 in 60 miles or 60 mins	0	298	100.0	0	0.0	22.0	24.0	
	Polk	156	1 in 60 miles or 60 mins	16	156	100.0	0	0.0	9.1	9.9	
	Pope	232	1 in 60 miles or 60 mins	1	232	100.0	0	0.0	7.9	8.6	
	Ramsey	2,586	1 in 60 miles or 60 mins	294	2,586	100.0	0	0.0	1.6	2.4	
	Renville	157	1 in 60 miles or 60 mins	6	157	100.0	0	0.0	11.5	12.5	
	Rice	308	1 in 60 miles or 60 mins	144	308	100.0	0	0.0	4.8	5.2	

Access Detail By County

July 1, 2024

Created by...
Medica

Access Analysis
Cardiac Surgery
Eligible / Provider Groups
National Proxy Census (Medica
Symphony, Solo, Encore, and Direct
MNN020)
Medica Symphony, Solo, Encore,
and Direct MNN020 Cardiac
Surgery (Medica Regional Service
Area)

All Eligibles										
State Name	County	Eligible	Provider	Counts	With Access		Without Access		Average Distance	Average Time
		#	Standard	#	#	%	#	%	1	1
Minnesota	Roseau	347	1 in 60 miles or 60 mins	3	347	100.0	0	0.0	10.4	11.3
	Scott	601	1 in 60 miles or 60 mins	132	601	100.0	0	0.0	4.6	5.1
	Sherburne	498	1 in 60 miles or 60 mins	113	498	100.0	0	0.0	4.8	5.3
	Sibley	167	1 in 60 miles or 60 mins	45	167	100.0	0	0.0	6.7	7.3
	St. Louis	919	1 in 60 miles or 60 mins	209	919	100.0	0	0.0	8.6	9.5
	Stearns	798	1 in 60 miles or 60 mins	39	798	100.0	0	0.0	13.3	15.1
	Steele	191	1 in 60 miles or 60 mins	111	191	100.0	0	0.0	6.5	7.1
	Todd	286	1 in 60 miles or 60 mins	3	286	100.0	0	0.0	18.1	19.7
	Traverse	259	1 in 60 miles or 60 mins	0	259	100.0	0	0.0	26.5	28.9
	Washington	1,030	1 in 60 miles or 60 mins	85	1,030	100.0	0	0.0	4.1	4.9
	Wright	743	1 in 60 miles or 60 mins	112	743	100.0	0	0.0	5.6	6.1
	Grand Totals	27,221	1 in 60 miles or 60 mins	4,064	27,221	100.0	0	0.0	6.8	7.8

Cardiovascular Disease/Medica Symphony, Solo, Encore, and Direct/MNN020

July 1, 2024

Created by...
Medica

Medica Symphony, Solo, Encore, and Direct MNN020 Cardiovascular Disease

907 providers at 413 locations

■ All providers

Cardiovascular Disease

Employee Group

National Proxy Census (Medica Symphony, Solo, Encore, and Direct MNN020)

Provider Group

Medica Symphony, Solo, Encore, and Direct MNN020 Cardiovascular Disease (Medica Regional Service Area)

27,221 eligible locations

◆ With access (27,221)

● Without access (0)

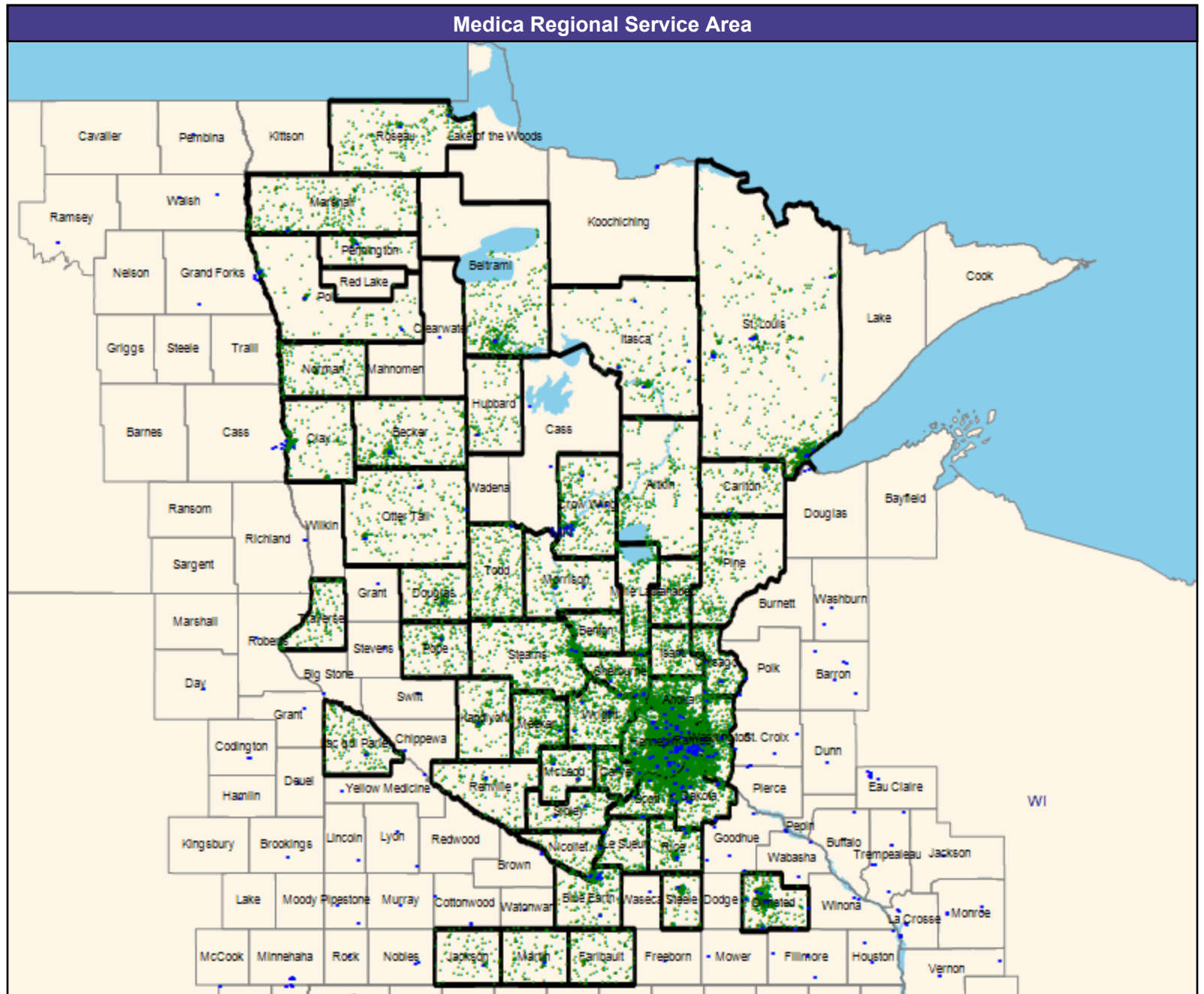
The Access Standard is defined as (National Proxy Census (Medica Symphony, Solo, Encore, and Direct MNN020) eligibles accessing:

1 (Medica Symphony, Solo, Encore, and Direct MNN020 Cardiovascular Disease (Medica Regional Service Area)) provider in 60 miles or 60 minutes

Service Areas

□ Medica Symphony, Solo, Encore, and Direct MNN020

62.17 miles



Access Detail By County

July 1, 2024

Created by...
Medica

Access Analysis
Cardiovascular Disease
Eligible / Provider Groups
National Proxy Census (Medica
Symphony, Solo, Encore, and Direct
MNN020)
Medica Symphony, Solo, Encore,
and Direct MNN020 Cardiovascular
Disease (Medica Regional Service
Area)

All Eligibles										
State Name	County	Eligible	Provider	Counts	With Access		Without Access		Average Distance	Average Time
		#	Standard	#	#	%	#	%	1	1
Minnesota	Aitkin	287	1 in 60 miles or 60 mins	0	287	100.0	0	0.0	22.3	24.2
	Anoka	1,740	1 in 60 miles or 60 mins	572	1,740	100.0	0	0.0	4.3	5.2
	Becker	364	1 in 60 miles or 60 mins	28	364	100.0	0	0.0	10.9	11.9
	Beltrami	450	1 in 60 miles or 60 mins	78	450	100.0	0	0.0	13.0	14.1
	Benton	243	1 in 60 miles or 60 mins	0	243	100.0	0	0.0	8.6	9.9
	Blue Earth	347	1 in 60 miles or 60 mins	468	347	100.0	0	0.0	4.9	5.4
	Carlton	180	1 in 60 miles or 60 mins	20	180	100.0	0	0.0	6.4	7.0
	Carver	795	1 in 60 miles or 60 mins	266	795	100.0	0	0.0	4.9	5.5
	Chisago	271	1 in 60 miles or 60 mins	434	271	100.0	0	0.0	5.6	6.1
	Clay	324	1 in 60 miles or 60 mins	2	324	100.0	0	0.0	8.6	9.4
	Crow Wing	348	1 in 60 miles or 60 mins	146	348	100.0	0	0.0	6.7	7.2
	Dakota	1,818	1 in 60 miles or 60 mins	506	1,818	100.0	0	0.0	3.0	3.8
	Douglas	191	1 in 60 miles or 60 mins	8	191	100.0	0	0.0	7.7	8.4
	Faribault	151	1 in 60 miles or 60 mins	0	151	100.0	0	0.0	19.6	21.3
	Hennepin	5,098	1 in 60 miles or 60 mins	2,236	5,098	100.0	0	0.0	2.2	3.3
	Hubbard	110	1 in 60 miles or 60 mins	20	110	100.0	0	0.0	10.6	11.6
	Isanti	226	1 in 60 miles or 60 mins	22	226	100.0	0	0.0	6.9	7.5
	Itasca	216	1 in 60 miles or 60 mins	118	216	100.0	0	0.0	9.9	10.7
	Jackson	107	1 in 60 miles or 60 mins	6	107	100.0	0	0.0	8.5	9.3
	Kanabec	347	1 in 60 miles or 60 mins	0	347	100.0	0	0.0	24.3	26.4
	Kandiyohi	231	1 in 60 miles or 60 mins	2	231	100.0	0	0.0	8.4	9.1
	Lac qui Parle	265	1 in 60 miles or 60 mins	2	265	100.0	0	0.0	10.4	11.3
	Le Sueur	145	1 in 60 miles or 60 mins	80	145	100.0	0	0.0	8.3	9.0
	Marshall	388	1 in 60 miles or 60 mins	2	388	100.0	0	0.0	17.4	18.9
	Martin	200	1 in 60 miles or 60 mins	228	200	100.0	0	0.0	7.8	8.5
	McLeod	199	1 in 60 miles or 60 mins	68	199	100.0	0	0.0	4.3	4.6
	Meeker	512	1 in 60 miles or 60 mins	30	512	100.0	0	0.0	12.6	13.7
	Mille Lacs	305	1 in 60 miles or 60 mins	0	305	100.0	0	0.0	16.9	18.4
	Morrison	187	1 in 60 miles or 60 mins	8	187	100.0	0	0.0	8.7	9.5
	Nicollet	161	1 in 60 miles or 60 mins	14	161	100.0	0	0.0	4.5	4.9
	Norman	286	1 in 60 miles or 60 mins	0	286	100.0	0	0.0	31.7	34.5
	Olmsted	706	1 in 60 miles or 60 mins	20	706	100.0	0	0.0	3.0	3.3
	Otter Tail	302	1 in 60 miles or 60 mins	84	302	100.0	0	0.0	11.2	12.2
	Pennington	145	1 in 60 miles or 60 mins	34	145	100.0	0	0.0	5.1	5.6
	Pine	298	1 in 60 miles or 60 mins	0	298	100.0	0	0.0	22.0	24.0
	Polk	156	1 in 60 miles or 60 mins	32	156	100.0	0	0.0	9.1	9.9
	Pope	232	1 in 60 miles or 60 mins	2	232	100.0	0	0.0	7.9	8.6
	Ramsey	2,586	1 in 60 miles or 60 mins	588	2,586	100.0	0	0.0	1.6	2.4
	Renville	157	1 in 60 miles or 60 mins	12	157	100.0	0	0.0	11.5	12.5
	Rice	308	1 in 60 miles or 60 mins	288	308	100.0	0	0.0	4.8	5.2

Access Detail By County

July 1, 2024

Created by...
Medica

Access Analysis
Cardiovascular Disease
Eligible / Provider Groups
National Proxy Census (Medica Symphony, Solo, Encore, and Direct MNN020)
Medica Symphony, Solo, Encore, and Direct MNN020 Cardiovascular Disease (Medica Regional Service Area)

All Eligibles										
State Name	County	Eligible	Provider	Counts	With Access		Without Access		Average Distance	Average Time
		#	Standard	#	#	%	#	%	1	1
Minnesota	Roseau	347	1 in 60 miles or 60 mins	6	347	100.0	0	0.0	10.4	11.3
	Scott	601	1 in 60 miles or 60 mins	264	601	100.0	0	0.0	4.6	5.1
	Sherburne	498	1 in 60 miles or 60 mins	226	498	100.0	0	0.0	4.8	5.3
	Sibley	167	1 in 60 miles or 60 mins	90	167	100.0	0	0.0	6.7	7.3
	St. Louis	919	1 in 60 miles or 60 mins	418	919	100.0	0	0.0	8.6	9.5
	Stearns	798	1 in 60 miles or 60 mins	78	798	100.0	0	0.0	13.3	15.1
	Steele	191	1 in 60 miles or 60 mins	222	191	100.0	0	0.0	6.5	7.1
	Todd	286	1 in 60 miles or 60 mins	6	286	100.0	0	0.0	18.1	19.7
	Traverse	259	1 in 60 miles or 60 mins	0	259	100.0	0	0.0	26.5	28.9
	Washington	1,030	1 in 60 miles or 60 mins	170	1,030	100.0	0	0.0	4.1	4.9
	Wright	743	1 in 60 miles or 60 mins	224	743	100.0	0	0.0	5.6	6.1
Grand Totals		27,221	1 in 60 miles or 60 mins	8,128	27,221	100.0	0	0.0	6.8	7.8

Chiropractic Services/Medica Symphony, Solo, Encore, and Direct/MNN020

July 1, 2024

Created by...
Medica

Medica Symphony, Solo, Encore, and Direct MNN020 Chiropractic

1,876 providers at 1,377 locations

■ All providers

Chiropractic

Employee Group

National Proxy Census (Medica Symphony, Solo, Encore, and Direct MNN020)

Provider Group

Medica Symphony, Solo, Encore, and Direct MNN020 Chiropractic (Medica Regional Service Area)

27,221 eligible locations

◆ With access (27,221)

● Without access (0)

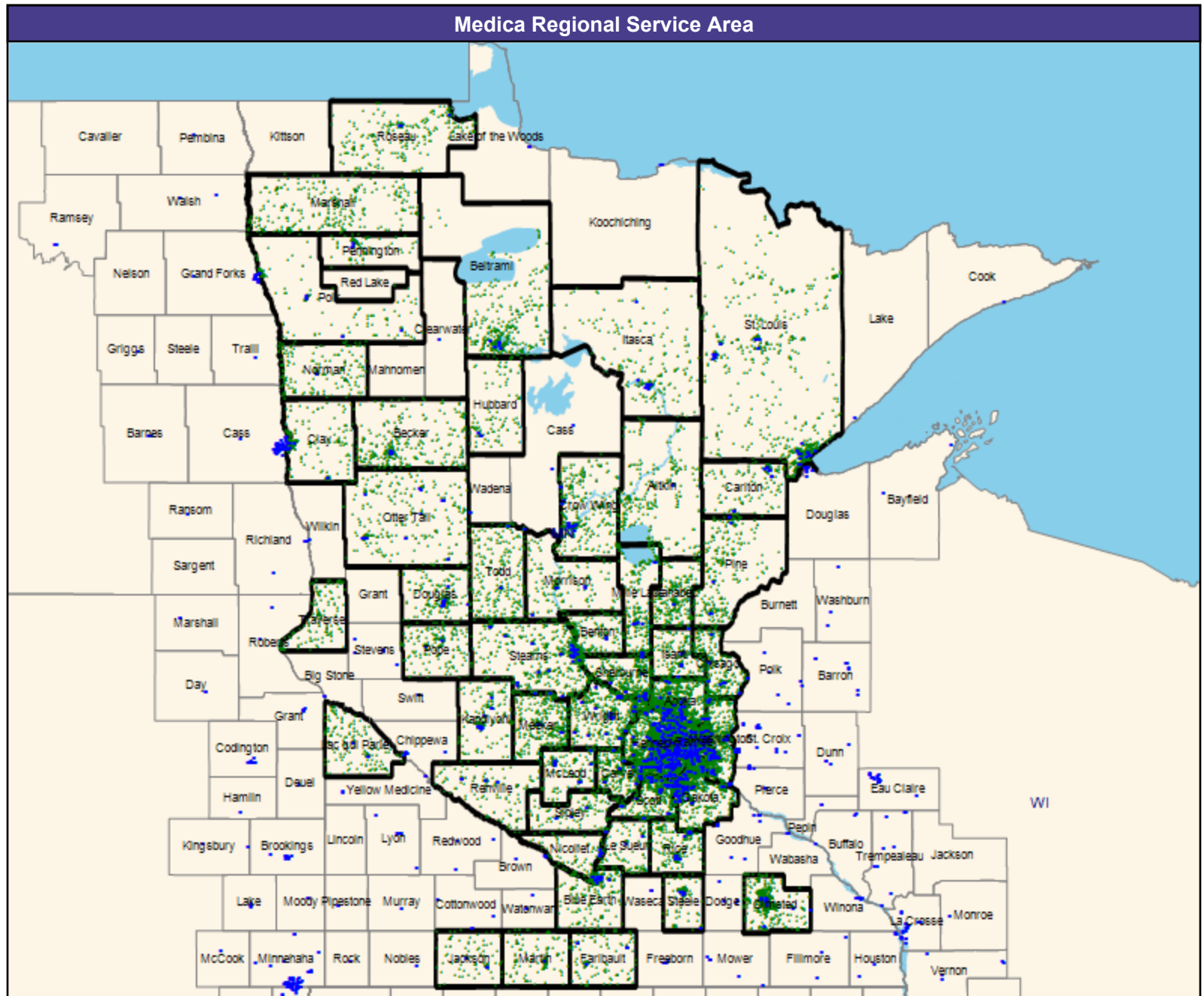
The Access Standard is defined as (National Proxy Census (Medica Symphony, Solo, Encore, and Direct MNN020)) eligibles accessing:

1 (Medica Symphony, Solo, Encore, and Direct MNN020 Chiropractic (Medica Regional Service Area)) provider in 60 miles or 60 minutes

Service Areas

□ Medica Symphony, Solo, Encore, and Direct MNN020

62.17 miles



Access Detail By County

July 1, 2024

Created by...
Medica

Access Analysis
Chiropractic

Eligible / Provider Groups
National Proxy Census (Medica
Symphony, Solo, Encore, and Direct
MNN020)
Medica Symphony, Solo, Encore,
and Direct MNN020 Chiropractic
(Medica Regional Service Area)

All Eligibles										
State Name	County	Eligible	Provider	Counts	With Access		Without Access		Average Distance	Average Time
		#	Standard	#	#	%	#	%	1	1
Minnesota	Aitkin	287	1 in 60 miles or 60 mins	1	287	100.0	0	0.0	17.1	18.6
	Anoka	1,740	1 in 60 miles or 60 mins	107	1,740	100.0	0	0.0	1.6	2.0
	Becker	364	1 in 60 miles or 60 mins	12	364	100.0	0	0.0	10.4	11.3
	Beltrami	450	1 in 60 miles or 60 mins	9	450	100.0	0	0.0	11.2	12.2
	Benton	243	1 in 60 miles or 60 mins	11	243	100.0	0	0.0	4.5	4.9
	Blue Earth	347	1 in 60 miles or 60 mins	23	347	100.0	0	0.0	5.3	5.8
	Carlton	180	1 in 60 miles or 60 mins	19	180	100.0	0	0.0	5.0	5.4
	Carver	795	1 in 60 miles or 60 mins	34	795	100.0	0	0.0	2.0	2.2
	Chisago	271	1 in 60 miles or 60 mins	11	271	100.0	0	0.0	3.6	3.9
	Clay	324	1 in 60 miles or 60 mins	10	324	100.0	0	0.0	5.1	5.7
	Crow Wing	348	1 in 60 miles or 60 mins	37	348	100.0	0	0.0	8.6	9.3
	Dakota	1,818	1 in 60 miles or 60 mins	181	1,818	100.0	0	0.0	1.5	1.7
	Douglas	191	1 in 60 miles or 60 mins	21	191	100.0	0	0.0	5.3	5.7
	Faribault	151	1 in 60 miles or 60 mins	6	151	100.0	0	0.0	6.2	6.7
	Hennepin	5,098	1 in 60 miles or 60 mins	530	5,098	100.0	0	0.0	1.0	1.5
	Hubbard	110	1 in 60 miles or 60 mins	3	110	100.0	0	0.0	10.5	11.4
	Isanti	226	1 in 60 miles or 60 mins	33	226	100.0	0	0.0	4.1	4.4
	Itasca	216	1 in 60 miles or 60 mins	19	216	100.0	0	0.0	10.9	11.8
	Jackson	107	1 in 60 miles or 60 mins	4	107	100.0	0	0.0	6.2	6.7
	Kanabec	347	1 in 60 miles or 60 mins	2	347	100.0	0	0.0	5.3	5.7
	Kandiyohi	231	1 in 60 miles or 60 mins	24	231	100.0	0	0.0	4.4	4.7
	Lac qui Parle	265	1 in 60 miles or 60 mins	3	265	100.0	0	0.0	5.6	6.1
	Le Sueur	145	1 in 60 miles or 60 mins	11	145	100.0	0	0.0	5.0	5.4
	Marshall	388	1 in 60 miles or 60 mins	0	388	100.0	0	0.0	25.0	27.3
	Martin	200	1 in 60 miles or 60 mins	2	200	100.0	0	0.0	7.4	8.1
	McLeod	199	1 in 60 miles or 60 mins	21	199	100.0	0	0.0	3.5	3.7
	Meeker	512	1 in 60 miles or 60 mins	11	512	100.0	0	0.0	4.6	4.9
	Mille Lacs	305	1 in 60 miles or 60 mins	14	305	100.0	0	0.0	5.5	6.0
	Morrison	187	1 in 60 miles or 60 mins	20	187	100.0	0	0.0	6.9	7.5
	Nicollet	161	1 in 60 miles or 60 mins	13	161	100.0	0	0.0	3.9	4.2
	Norman	286	1 in 60 miles or 60 mins	1	286	100.0	0	0.0	11.0	12.0
	Olmsted	706	1 in 60 miles or 60 mins	13	706	100.0	0	0.0	3.2	3.6
	Otter Tail	302	1 in 60 miles or 60 mins	19	302	100.0	0	0.0	5.9	6.4
	Pennington	145	1 in 60 miles or 60 mins	5	145	100.0	0	0.0	5.0	5.4
	Pine	298	1 in 60 miles or 60 mins	10	298	100.0	0	0.0	8.0	8.7
	Polk	156	1 in 60 miles or 60 mins	8	156	100.0	0	0.0	7.3	7.9
	Pope	232	1 in 60 miles or 60 mins	6	232	100.0	0	0.0	6.1	6.6
	Ramsey	2,586	1 in 60 miles or 60 mins	213	2,586	100.0	0	0.0	0.8	1.3
	Renville	157	1 in 60 miles or 60 mins	7	157	100.0	0	0.0	7.5	8.1
	Rice	308	1 in 60 miles or 60 mins	21	308	100.0	0	0.0	3.6	4.0

Access Detail By County

July 1, 2024

Created by...
Medica

Access Analysis
Chiropractic
Eligible / Provider Groups
National Proxy Census (Medica
Symphony, Solo, Encore, and Direct
MNN020)
Medica Symphony, Solo, Encore,
and Direct MNN020 Chiropractic
(Medica Regional Service Area)

All Eligibles										
State Name	County	Eligible	Provider	Counts	With Access		Without Access		Average Distance	Average Time
		#	Standard	#	#	%	#	%	1	1
Minnesota	Roseau	347	1 in 60 miles or 60 mins	5	347	100.0	0	0.0	10.3	11.2
	Scott	601	1 in 60 miles or 60 mins	61	601	100.0	0	0.0	1.8	1.9
	Sherburne	498	1 in 60 miles or 60 mins	30	498	100.0	0	0.0	3.1	3.3
	Sibley	167	1 in 60 miles or 60 mins	3	167	100.0	0	0.0	4.9	5.3
	St. Louis	919	1 in 60 miles or 60 mins	47	919	100.0	0	0.0	9.4	10.3
	Stearns	798	1 in 60 miles or 60 mins	73	798	100.0	0	0.0	3.3	3.6
	Steele	191	1 in 60 miles or 60 mins	7	191	100.0	0	0.0	3.2	3.4
	Todd	286	1 in 60 miles or 60 mins	3	286	100.0	0	0.0	7.9	8.5
	Traverse	259	1 in 60 miles or 60 mins	0	259	100.0	0	0.0	20.1	21.9
	Washington	1,030	1 in 60 miles or 60 mins	97	1,030	100.0	0	0.0	1.9	2.2
	Wright	743	1 in 60 miles or 60 mins	62	743	100.0	0	0.0	2.2	2.4
	Grand Totals	27,221	1 in 60 miles or 60 mins	1,883	27,221	100.0	0	0.0	4.1	4.6

Colon and Rectal Surgery/Medica Symphony, Solo, Encore, and Direct/MNN020

July 1, 2024

Created by...
Medica

Medica Symphony, Solo, Encore, and Direct MNN020 Colon and Rectal Surgery

51 providers at 36 locations

- All providers

Colon and Rectal Surgery

Employee Group

National Proxy Census (Medica Symphony, Solo, Encore, and Direct MNN020)

Provider Group

Medica Symphony, Solo, Encore, and Direct MNN020 Colon and Rectal Surgery (Medica Regional Service Area)

27,221 eligible locations

- ◆ With access (22,722)
- Without access (4,499)

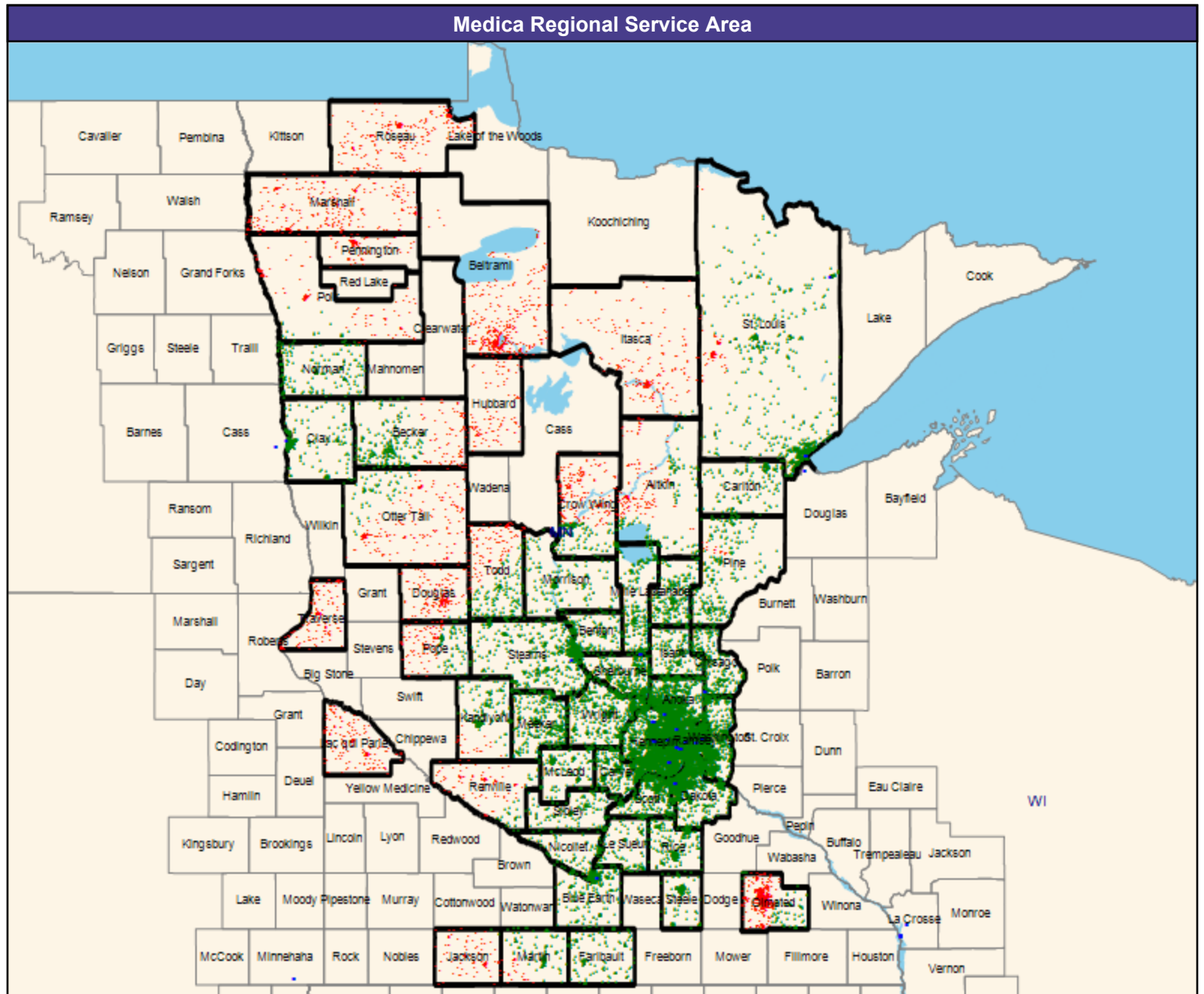
The Access Standard is defined as (National Proxy Census (Medica Symphony, Solo, Encore, and Direct MNN020) eligibles accessing:

1 (Medica Symphony, Solo, Encore, and Direct MNN020 Colon and Rectal Surgery (Medica Regional Service Area)) provider in 60 miles or 60 minutes

Service Areas

- Medica Symphony, Solo, Encore, and Direct MNN020

62.17 miles



Access Detail By County

July 1, 2024

Created by...
Medica

Access Analysis
Colon and Rectal Surgery

Eligible / Provider Groups
National Proxy Census (Medica Symphony, Solo, Encore, and Direct MNN020)
Medica Symphony, Solo, Encore, and Direct MNN020 Colon and Rectal Surgery (Medica Regional Service Area)

		All Eligibles								
State Name	County	Eligible	Provider	Counts	With Access		Without Access		Average Distance	Average Time
		#	Standard	#	#	%	#	%	1	1
Minnesota	Aitkin	287	1 in 60 miles or 60 mins	0	121	42.2	166	57.8	62.6	68.5
	Anoka	1,740	1 in 60 miles or 60 mins	10	1,740	100.0	0	0.0	6.8	8.8
	Becker	364	1 in 60 miles or 60 mins	0	280	76.9	84	23.1	51.9	56.6
	Beltrami	450	1 in 60 miles or 60 mins	0	0	0.0	450	100.0	106.6	116.3
	Benton	243	1 in 60 miles or 60 mins	0	243	100.0	0	0.0	13.5	14.7
	Blue Earth	347	1 in 60 miles or 60 mins	1	347	100.0	0	0.0	7.9	8.6
	Carlton	180	1 in 60 miles or 60 mins	0	180	100.0	0	0.0	25.2	27.5
	Carver	795	1 in 60 miles or 60 mins	0	795	100.0	0	0.0	20.3	26.0
	Chisago	271	1 in 60 miles or 60 mins	2	271	100.0	0	0.0	14.9	16.2
	Clay	324	1 in 60 miles or 60 mins	0	324	100.0	0	0.0	10.7	11.7
	Crow Wing	348	1 in 60 miles or 60 mins	0	124	35.6	224	64.4	66.5	72.5
	Dakota	1,818	1 in 60 miles or 60 mins	9	1,818	100.0	0	0.0	9.2	12.1
	Douglas	191	1 in 60 miles or 60 mins	0	10	5.2	181	94.8	68.8	75.0
	Faribault	151	1 in 60 miles or 60 mins	0	151	100.0	0	0.0	37.5	40.9
	Hennepin	5,098	1 in 60 miles or 60 mins	45	5,098	100.0	0	0.0	4.5	7.0
	Hubbard	110	1 in 60 miles or 60 mins	0	0	0.0	110	100.0	91.9	100.2
	Isanti	226	1 in 60 miles or 60 mins	0	226	100.0	0	0.0	17.5	19.1
	Itasca	216	1 in 60 miles or 60 mins	0	4	1.9	212	98.1	81.2	91.4
	Jackson	107	1 in 60 miles or 60 mins	0	2	1.9	105	98.1	71.1	78.7
	Kanabec	347	1 in 60 miles or 60 mins	0	347	100.0	0	0.0	33.2	36.2
	Kandiyohi	231	1 in 60 miles or 60 mins	0	208	90.0	23	10.0	54.1	59.0
	Lac qui Parle	265	1 in 60 miles or 60 mins	0	0	0.0	265	100.0	103.0	113.9
	Le Sueur	145	1 in 60 miles or 60 mins	0	145	100.0	0	0.0	24.2	27.2
	Marshall	388	1 in 60 miles or 60 mins	0	0	0.0	388	100.0	103.8	113.2
	Martin	200	1 in 60 miles or 60 mins	0	167	83.5	33	16.5	52.3	57.0
	McLeod	199	1 in 60 miles or 60 mins	0	199	100.0	0	0.0	42.5	47.9
	Meeker	512	1 in 60 miles or 60 mins	0	512	100.0	0	0.0	35.3	38.4
	Mille Lacs	305	1 in 60 miles or 60 mins	0	305	100.0	0	0.0	21.0	22.9
	Morrison	187	1 in 60 miles or 60 mins	0	183	97.9	4	2.1	38.2	41.7
	Nicollet	161	1 in 60 miles or 60 mins	0	161	100.0	0	0.0	14.4	15.6
	Norman	286	1 in 60 miles or 60 mins	0	284	99.3	2	0.7	38.3	41.8
	Olmsted	706	1 in 60 miles or 60 mins	0	74	10.5	632	89.5	64.5	73.0
	Otter Tail	302	1 in 60 miles or 60 mins	0	66	21.9	236	78.1	67.1	73.1
	Pennington	145	1 in 60 miles or 60 mins	0	0	0.0	145	100.0	92.3	100.7
	Pine	298	1 in 60 miles or 60 mins	0	281	94.3	17	5.7	46.1	50.3
	Polk	156	1 in 60 miles or 60 mins	0	20	12.8	136	87.2	70.5	76.9
	Pope	232	1 in 60 miles or 60 mins	0	108	46.6	124	53.4	61.9	67.5
	Ramsey	2,586	1 in 60 miles or 60 mins	21	2,586	100.0	0	0.0	4.1	6.8
	Renville	157	1 in 60 miles or 60 mins	0	36	22.9	121	77.1	68.4	74.5
	Rice	308	1 in 60 miles or 60 mins	0	308	100.0	0	0.0	28.2	33.6

Access Detail By County

July 1, 2024

Created by...
Medica

Access Analysis
Colon and Rectal Surgery
Eligible / Provider Groups
National Proxy Census (Medica
Symphony, Solo, Encore, and Direct
MNN020)
Medica Symphony, Solo, Encore,
and Direct MNN020 Colon and
Rectal Surgery (Medica Regional
Service Area)

All Eligibles										
State Name	County	Eligible	Provider	Counts	With Access		Without Access		Average Distance	Average Time
		#	Standard	#	#	%	#	%	1	1
Minnesota	Roseau	347	1 in 60 miles or 60 mins	0	0	0.0	347	100.0	144.9	158.0
	Scott	601	1 in 60 miles or 60 mins	0	601	100.0	0	0.0	13.3	16.1
	Sherburne	498	1 in 60 miles or 60 mins	2	498	100.0	0	0.0	14.2	15.7
	Sibley	167	1 in 60 miles or 60 mins	0	167	100.0	0	0.0	35.8	39.3
	St. Louis	919	1 in 60 miles or 60 mins	4	815	88.7	104	11.3	25.5	29.0
	Stearns	798	1 in 60 miles or 60 mins	1	798	100.0	0	0.0	16.5	18.0
	Steele	191	1 in 60 miles or 60 mins	0	191	100.0	0	0.0	41.5	45.2
	Todd	286	1 in 60 miles or 60 mins	0	155	54.2	131	45.8	59.1	64.5
	Traverse	259	1 in 60 miles or 60 mins	0	0	0.0	259	100.0	78.0	86.7
	Washington	1,030	1 in 60 miles or 60 mins	0	1,030	100.0	0	0.0	11.7	14.7
	Wright	743	1 in 60 miles or 60 mins	0	743	100.0	0	0.0	20.3	23.5
	Grand Totals	27,221	1 in 60 miles or 60 mins	95	22,722	83.5	4,499	16.5	27.1	30.9

Dermatology/Medica Symphony, Solo, Encore, and Direct/MNN020

July 1, 2024

Created by...
Medica

Medica Symphony, Solo, Encore, and Direct MNN020 Dermatology

399 providers at 266 locations

■ All providers

Dermatology

Employee Group

National Proxy Census (Medica Symphony, Solo, Encore, and Direct MNN020)

Provider Group

Medica Symphony, Solo, Encore, and Direct MNN020 Dermatology (Medica Regional Service Area)

27,221 eligible locations

◆ With access (27,221)

● Without access (0)

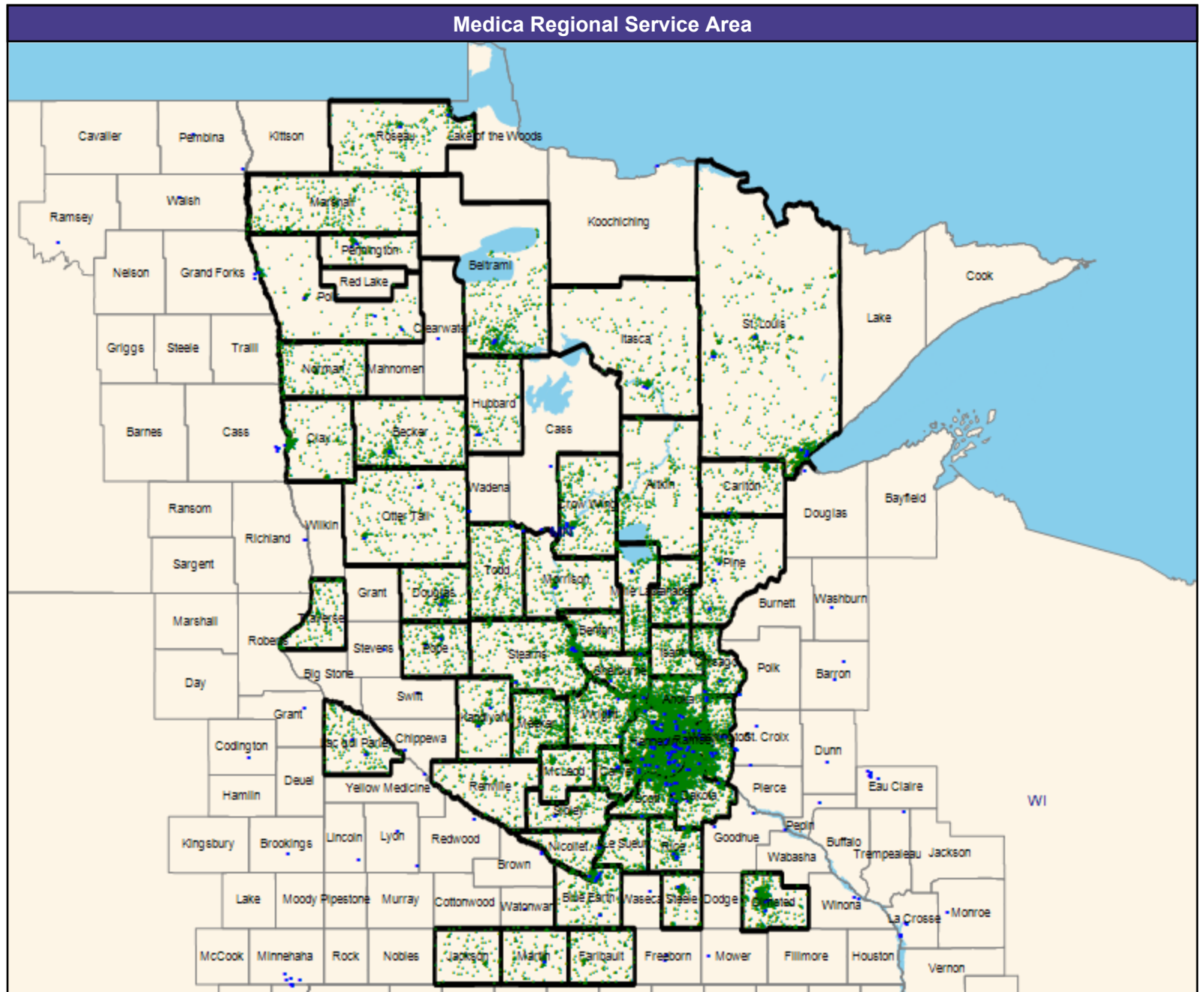
The Access Standard is defined as (National Proxy Census (Medica Symphony, Solo, Encore, and Direct MNN020)) eligibles accessing:

1 (Medica Symphony, Solo, Encore, and Direct MNN020 Dermatology (Medica Regional Service Area)) provider in 60 miles or 60 minutes

Service Areas

□ Medica Symphony, Solo, Encore, and Direct MNN020

62.17 miles



Access Detail By County

July 1, 2024

Created by...
Medica

Access Analysis
Dermatology

Eligible / Provider Groups
National Proxy Census (Medica
Symphony, Solo, Encore, and Direct
MNN020)
Medica Symphony, Solo, Encore,
and Direct MNN020 Dermatology
(Medica Regional Service Area)

All Eligibles										
State Name	County	Eligible	Provider	Counts	With Access		Without Access		Average Distance	Average Time
		#	Standard	#	#	%	#	%	1	1
Minnesota	Aitkin	287	1 in 60 miles or 60 mins	0	287	100.0	0	0.0	28.8	31.3
	Anoka	1,740	1 in 60 miles or 60 mins	51	1,740	100.0	0	0.0	4.8	6.0
	Becker	364	1 in 60 miles or 60 mins	8	364	100.0	0	0.0	10.9	11.8
	Beltrami	450	1 in 60 miles or 60 mins	17	450	100.0	0	0.0	12.9	14.0
	Benton	243	1 in 60 miles or 60 mins	0	243	100.0	0	0.0	8.6	9.4
	Blue Earth	347	1 in 60 miles or 60 mins	19	347	100.0	0	0.0	4.9	5.3
	Carlton	180	1 in 60 miles or 60 mins	1	180	100.0	0	0.0	15.6	16.9
	Carver	795	1 in 60 miles or 60 mins	20	795	100.0	0	0.0	4.5	5.0
	Chisago	271	1 in 60 miles or 60 mins	7	271	100.0	0	0.0	9.2	10.0
	Clay	324	1 in 60 miles or 60 mins	0	324	100.0	0	0.0	10.5	13.3
	Crow Wing	348	1 in 60 miles or 60 mins	11	348	100.0	0	0.0	11.7	12.7
	Dakota	1,818	1 in 60 miles or 60 mins	84	1,818	100.0	0	0.0	3.5	4.2
	Douglas	191	1 in 60 miles or 60 mins	5	191	100.0	0	0.0	7.1	7.7
	Faribault	151	1 in 60 miles or 60 mins	0	151	100.0	0	0.0	19.4	21.1
	Hennepin	5,098	1 in 60 miles or 60 mins	377	5,098	100.0	0	0.0	2.1	3.2
	Hubbard	110	1 in 60 miles or 60 mins	3	110	100.0	0	0.0	11.6	12.6
	Isanti	226	1 in 60 miles or 60 mins	0	226	100.0	0	0.0	16.4	17.9
	Itasca	216	1 in 60 miles or 60 mins	6	216	100.0	0	0.0	16.2	17.7
	Jackson	107	1 in 60 miles or 60 mins	0	107	100.0	0	0.0	22.0	24.0
	Kanabec	347	1 in 60 miles or 60 mins	2	347	100.0	0	0.0	6.2	6.8
	Kandiyohi	231	1 in 60 miles or 60 mins	13	231	100.0	0	0.0	6.0	6.5
	Lac qui Parle	265	1 in 60 miles or 60 mins	3	265	100.0	0	0.0	6.1	6.6
	Le Sueur	145	1 in 60 miles or 60 mins	0	145	100.0	0	0.0	9.4	10.2
	Marshall	388	1 in 60 miles or 60 mins	0	388	100.0	0	0.0	24.8	27.0
	Martin	200	1 in 60 miles or 60 mins	2	200	100.0	0	0.0	8.1	8.8
	McLeod	199	1 in 60 miles or 60 mins	0	199	100.0	0	0.0	20.8	22.7
	Meeker	512	1 in 60 miles or 60 mins	0	512	100.0	0	0.0	22.9	24.9
	Mille Lacs	305	1 in 60 miles or 60 mins	1	305	100.0	0	0.0	10.5	11.4
	Morrison	187	1 in 60 miles or 60 mins	3	187	100.0	0	0.0	9.6	10.5
	Nicollet	161	1 in 60 miles or 60 mins	8	161	100.0	0	0.0	4.5	4.9
	Norman	286	1 in 60 miles or 60 mins	0	286	100.0	0	0.0	31.0	35.0
	Olmsted	706	1 in 60 miles or 60 mins	14	706	100.0	0	0.0	4.6	5.2
	Otter Tail	302	1 in 60 miles or 60 mins	3	302	100.0	0	0.0	11.3	12.3
	Pennington	145	1 in 60 miles or 60 mins	4	145	100.0	0	0.0	5.1	5.6
	Pine	298	1 in 60 miles or 60 mins	4	298	100.0	0	0.0	7.6	8.3
	Polk	156	1 in 60 miles or 60 mins	5	156	100.0	0	0.0	7.6	8.3
	Pope	232	1 in 60 miles or 60 mins	10	232	100.0	0	0.0	6.3	6.8
	Ramsey	2,586	1 in 60 miles or 60 mins	99	2,586	100.0	0	0.0	2.2	3.6
	Renville	157	1 in 60 miles or 60 mins	0	157	100.0	0	0.0	18.9	20.6
	Rice	308	1 in 60 miles or 60 mins	17	308	100.0	0	0.0	5.0	5.4

Access Detail By County

July 1, 2024

Created by...
Medica

Access Analysis
Dermatology
Eligible / Provider Groups
National Proxy Census (Medica
Symphony, Solo, Encore, and Direct
MNN020)
Medica Symphony, Solo, Encore,
and Direct MNN020 Dermatology
(Medica Regional Service Area)

All Eligibles										
State Name	County	Eligible	Provider	Counts	With Access		Without Access		Average Distance	Average Time
		#	Standard	#	#	%	#	%	1	1
Minnesota	Roseau	347	1 in 60 miles or 60 mins	2	347	100.0	0	0.0	10.4	11.3
	Scott	601	1 in 60 miles or 60 mins	9	601	100.0	0	0.0	4.7	5.2
	Sherburne	498	1 in 60 miles or 60 mins	3	498	100.0	0	0.0	5.8	6.4
	Sibley	167	1 in 60 miles or 60 mins	1	167	100.0	0	0.0	12.5	13.6
	St. Louis	919	1 in 60 miles or 60 mins	22	919	100.0	0	0.0	11.5	12.7
	Stearns	798	1 in 60 miles or 60 mins	25	798	100.0	0	0.0	10.3	11.4
	Steele	191	1 in 60 miles or 60 mins	2	191	100.0	0	0.0	6.4	6.9
	Todd	286	1 in 60 miles or 60 mins	2	286	100.0	0	0.0	17.7	19.2
	Traverse	259	1 in 60 miles or 60 mins	0	259	100.0	0	0.0	31.4	34.2
	Washington	1,030	1 in 60 miles or 60 mins	51	1,030	100.0	0	0.0	3.8	4.5
	Wright	743	1 in 60 miles or 60 mins	35	743	100.0	0	0.0	7.1	7.8
	Grand Totals	27,221	1 in 60 miles or 60 mins	949	27,221	100.0	0	0.0	7.5	8.6

Endocrinology/Medica Symphony, Solo, Encore, and Direct/MNN020

July 1, 2024

Created by...
Medica

Medica Symphony, Solo, Encore, and Direct MNN020 Endocrinology

170 providers at 164 locations

- All providers

Endocrinology

Employee Group

National Proxy Census (Medica Symphony, Solo, Encore, and Direct MNN020)

Provider Group

Medica Symphony, Solo, Encore, and Direct MNN020 Endocrinology (Medica Regional Service Area)

27,221 eligible locations

- ◆ With access (26,756)
- Without access (465)

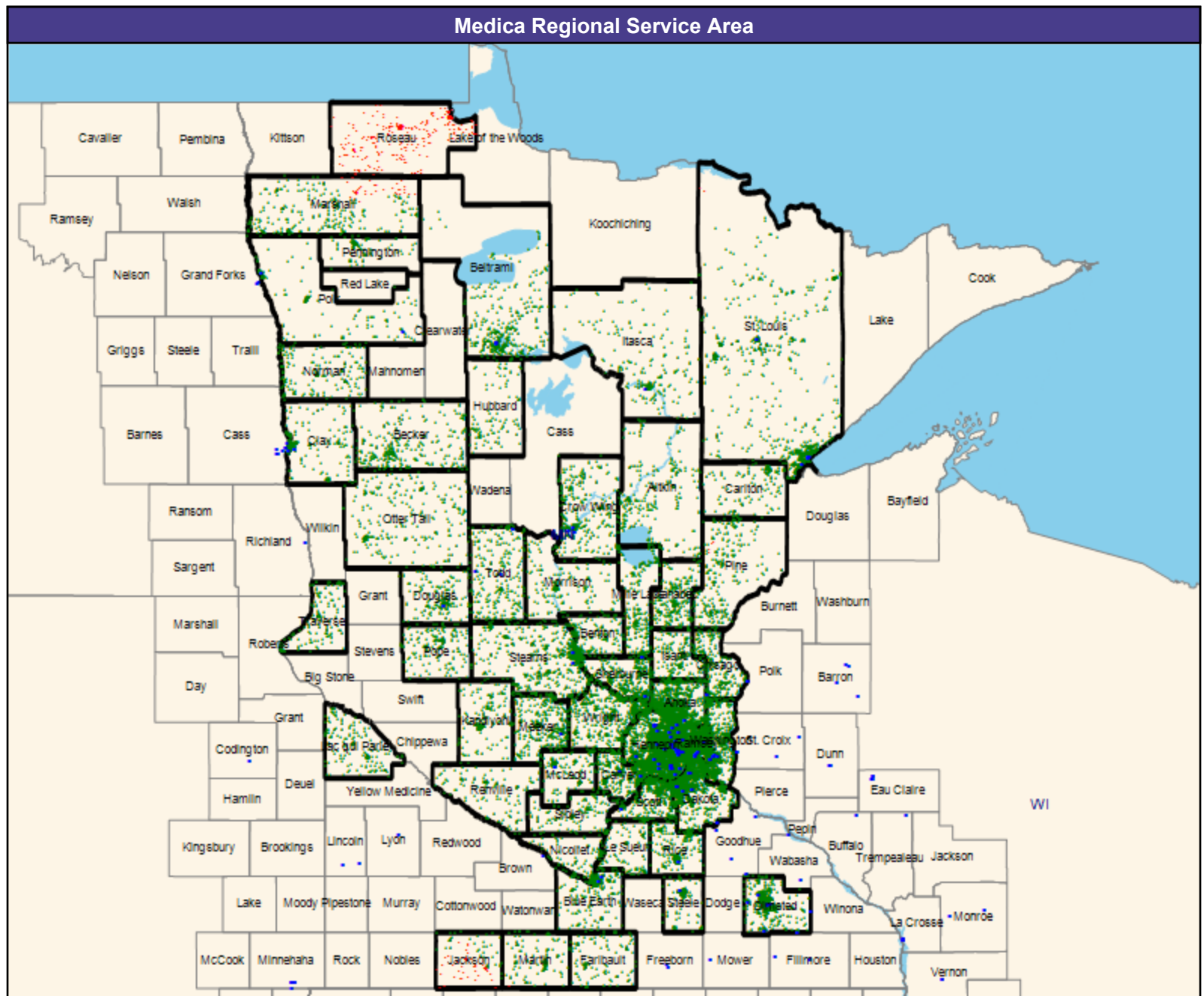
The Access Standard is defined as (National Proxy Census (Medica Symphony, Solo, Encore, and Direct MNN020)) eligibles accessing:

1 (Medica Symphony, Solo, Encore, and Direct MNN020 Endocrinology (Medica Regional Service Area)) provider in 60 miles or 60 minutes

Service Areas

- Medica Symphony, Solo, Encore, and Direct MNN020

62.17 miles



Access Detail By County

July 1, 2024

Created by...
Medica

Access Analysis
Endocrinology
Eligible / Provider Groups
National Proxy Census (Medica
Symphony, Solo, Encore, and Direct
MNN020)
Medica Symphony, Solo, Encore,
and Direct MNN020 Endocrinology
(Medica Regional Service Area)

All Eligibles										
State Name	County	Eligible	Provider	Counts	With Access		Without Access		Average Distance	Average Time
		#	Standard	#	#	%	#	%	1	1
Minnesota	Aitkin	287	1 in 60 miles or 60 mins	0	287	100.0	0	0.0	35.1	38.4
	Anoka	1,740	1 in 60 miles or 60 mins	7	1,740	100.0	0	0.0	6.2	7.6
	Becker	364	1 in 60 miles or 60 mins	0	364	100.0	0	0.0	41.9	45.7
	Beltrami	450	1 in 60 miles or 60 mins	6	450	100.0	0	0.0	13.2	14.4
	Benton	243	1 in 60 miles or 60 mins	0	243	100.0	0	0.0	9.8	11.5
	Blue Earth	347	1 in 60 miles or 60 mins	5	347	100.0	0	0.0	7.7	8.3
	Carlton	180	1 in 60 miles or 60 mins	0	180	100.0	0	0.0	24.8	29.7
	Carver	795	1 in 60 miles or 60 mins	4	795	100.0	0	0.0	5.3	6.0
	Chisago	271	1 in 60 miles or 60 mins	2	271	100.0	0	0.0	13.1	14.3
	Clay	324	1 in 60 miles or 60 mins	3	324	100.0	0	0.0	8.5	9.3
	Crow Wing	348	1 in 60 miles or 60 mins	3	348	100.0	0	0.0	13.6	14.8
	Dakota	1,818	1 in 60 miles or 60 mins	17	1,818	100.0	0	0.0	4.7	5.8
	Douglas	191	1 in 60 miles or 60 mins	1	191	100.0	0	0.0	7.9	8.5
	Faribault	151	1 in 60 miles or 60 mins	0	151	100.0	0	0.0	30.4	33.1
	Hennepin	5,098	1 in 60 miles or 60 mins	218	5,098	100.0	0	0.0	2.6	3.9
	Hubbard	110	1 in 60 miles or 60 mins	0	110	100.0	0	0.0	32.4	35.3
	Isanti	226	1 in 60 miles or 60 mins	0	226	100.0	0	0.0	17.5	19.0
	Itasca	216	1 in 60 miles or 60 mins	2	216	100.0	0	0.0	17.7	19.3
	Jackson	107	1 in 60 miles or 60 mins	0	43	40.2	64	59.8	60.8	66.3
	Kanabec	347	1 in 60 miles or 60 mins	0	347	100.0	0	0.0	33.2	36.2
	Kandiyohi	231	1 in 60 miles or 60 mins	0	231	100.0	0	0.0	36.7	40.0
	Lac qui Parle	265	1 in 60 miles or 60 mins	0	265	100.0	0	0.0	43.1	47.0
	Le Sueur	145	1 in 60 miles or 60 mins	0	145	100.0	0	0.0	15.3	16.7
	Marshall	388	1 in 60 miles or 60 mins	0	341	87.9	47	12.1	42.4	46.2
	Martin	200	1 in 60 miles or 60 mins	0	199	99.5	1	0.5	46.3	50.4
	McLeod	199	1 in 60 miles or 60 mins	3	199	100.0	0	0.0	10.2	11.1
	Meeker	512	1 in 60 miles or 60 mins	3	512	100.0	0	0.0	13.3	14.4
	Mille Lacs	305	1 in 60 miles or 60 mins	0	305	100.0	0	0.0	19.1	20.8
	Morrison	187	1 in 60 miles or 60 mins	0	187	100.0	0	0.0	23.7	26.3
	Nicollet	161	1 in 60 miles or 60 mins	0	161	100.0	0	0.0	9.1	9.8
	Norman	286	1 in 60 miles or 60 mins	0	286	100.0	0	0.0	33.4	36.4
	Olmsted	706	1 in 60 miles or 60 mins	12	706	100.0	0	0.0	3.2	3.6
	Otter Tail	302	1 in 60 miles or 60 mins	0	302	100.0	0	0.0	34.8	38.0
	Pennington	145	1 in 60 miles or 60 mins	0	145	100.0	0	0.0	42.9	46.7
	Pine	298	1 in 60 miles or 60 mins	0	294	98.7	4	1.3	45.1	50.4
	Polk	156	1 in 60 miles or 60 mins	2	156	100.0	0	0.0	16.2	17.7
	Pope	232	1 in 60 miles or 60 mins	0	232	100.0	0	0.0	21.4	23.3
	Ramsey	2,586	1 in 60 miles or 60 mins	27	2,586	100.0	0	0.0	3.0	5.0
	Renville	157	1 in 60 miles or 60 mins	0	157	100.0	0	0.0	32.1	34.9
	Rice	308	1 in 60 miles or 60 mins	4	308	100.0	0	0.0	9.5	10.4

Access Detail By County

July 1, 2024

Created by...
Medica

Access Analysis
Endocrinology
Eligible / Provider Groups
National Proxy Census (Medica Symphony, Solo, Encore, and Direct MNN020)
Medica Symphony, Solo, Encore, and Direct MNN020 Endocrinology (Medica Regional Service Area)

		All Eligibles								
State Name	County	Eligible	Provider	Counts	With Access		Without Access		Average Distance	Average Time
		#	Standard	#	#	%	#	%	1	1
Minnesota	Roseau	347	1 in 60 miles or 60 mins	0	0	0.0	347	100.0	86.4	94.3
	Scott	601	1 in 60 miles or 60 mins	1	601	100.0	0	0.0	8.2	9.6
	Sherburne	498	1 in 60 miles or 60 mins	2	498	100.0	0	0.0	8.4	9.1
	Sibley	167	1 in 60 miles or 60 mins	0	167	100.0	0	0.0	17.4	19.0
	St. Louis	919	1 in 60 miles or 60 mins	18	917	99.8	2	0.2	14.1	16.1
	Stearns	798	1 in 60 miles or 60 mins	5	798	100.0	0	0.0	13.4	15.0
	Steele	191	1 in 60 miles or 60 mins	6	191	100.0	0	0.0	6.6	7.1
	Todd	286	1 in 60 miles or 60 mins	3	286	100.0	0	0.0	10.6	11.6
	Traverse	259	1 in 60 miles or 60 mins	0	259	100.0	0	0.0	36.4	39.7
	Washington	1,030	1 in 60 miles or 60 mins	24	1,030	100.0	0	0.0	6.3	7.5
	Wright	743	1 in 60 miles or 60 mins	0	743	100.0	0	0.0	14.2	15.8
Grand Totals		27,221	1 in 60 miles or 60 mins	378	26,756	98.3	465	1.7	13.0	14.8

Gastroenterology/Medica Symphony, Solo, Encore, and Direct/MNN020

July 1, 2024

Created by...
Medica

Medica Symphony, Solo, Encore, and Direct MNN020 Gastroenterology

409 providers at 166 locations

■ All providers

Gastroenterology

Employee Group

National Proxy Census (Medica Symphony, Solo, Encore, and Direct MNN020)

Provider Group

Medica Symphony, Solo, Encore, and Direct MNN020 Gastroenterology (Medica Regional Service Area)

27,221 eligible locations

◆ With access (26,816)

● Without access (405)

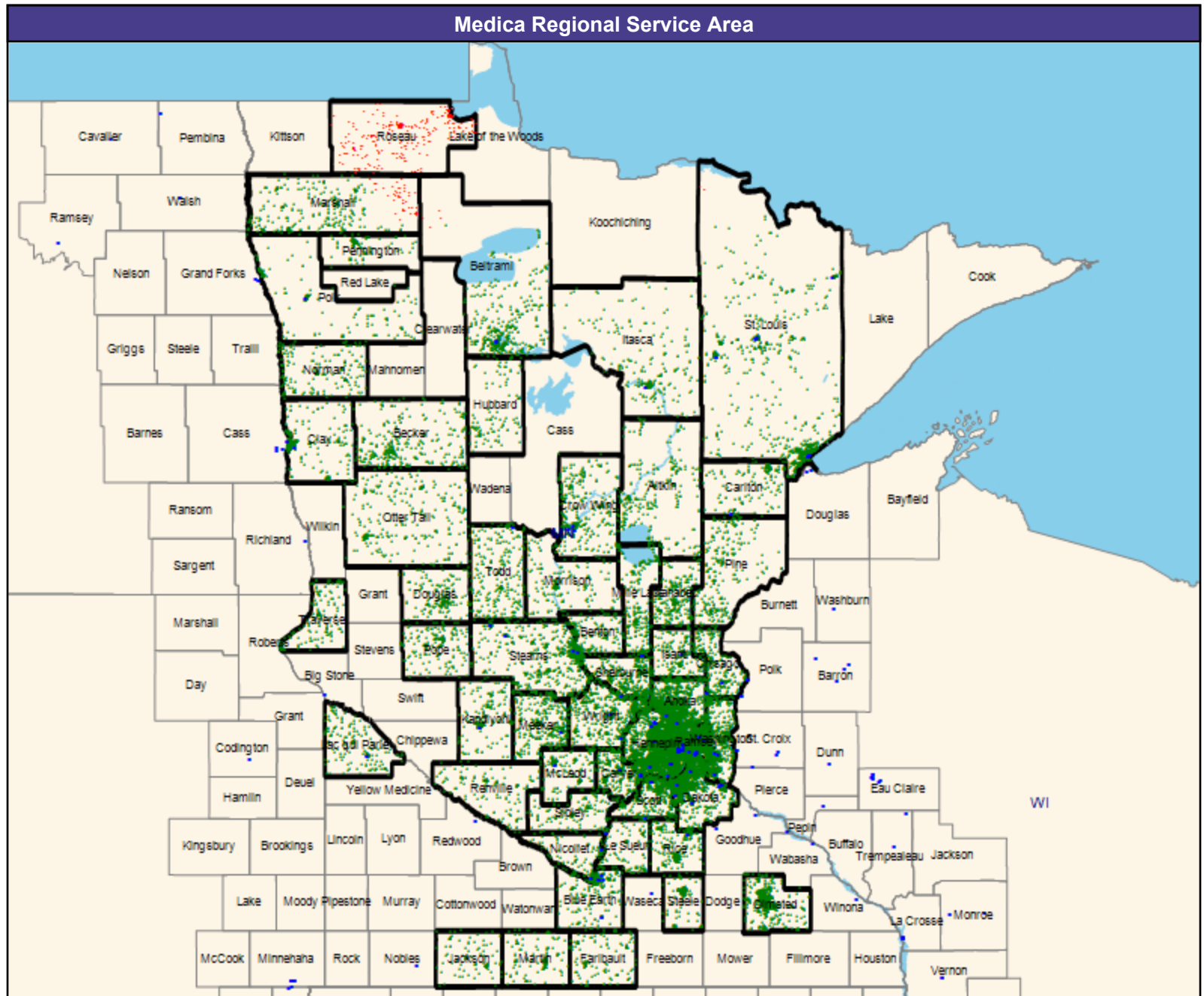
The Access Standard is defined as (National Proxy Census (Medica Symphony, Solo, Encore, and Direct MNN020)) eligibles accessing:

1 (Medica Symphony, Solo, Encore, and Direct MNN020 Gastroenterology (Medica Regional Service Area)) provider in 60 miles or 60 minutes

Service Areas

□ Medica Symphony, Solo, Encore, and Direct MNN020

62.17 miles



Access Detail By County

July 1, 2024

Created by...
Medica

Access Analysis
Gastroenterology

Eligible / Provider Groups
National Proxy Census (Medica Symphony, Solo, Encore, and Direct MNN020)
Medica Symphony, Solo, Encore, and Direct MNN020
Gastroenterology (Medica Regional Service Area)

		All Eligibles								
State Name	County	Eligible	Provider	Counts	With Access		Without Access		Average Distance	Average Time
		#	Standard	#	#	%	#	%	1	1
Minnesota	Aitkin	287	1 in 60 miles or 60 mins	0	287	100.0	0	0.0	30.9	33.7
	Anoka	1,740	1 in 60 miles or 60 mins	107	1,740	100.0	0	0.0	6.3	8.0
	Becker	364	1 in 60 miles or 60 mins	0	364	100.0	0	0.0	43.4	47.4
	Beltrami	450	1 in 60 miles or 60 mins	6	446	99.1	4	0.9	13.4	14.5
	Benton	243	1 in 60 miles or 60 mins	0	243	100.0	0	0.0	8.9	10.4
	Blue Earth	347	1 in 60 miles or 60 mins	25	347	100.0	0	0.0	5.1	5.5
	Carlton	180	1 in 60 miles or 60 mins	2	180	100.0	0	0.0	15.6	16.9
	Carver	795	1 in 60 miles or 60 mins	29	795	100.0	0	0.0	4.9	5.4
	Chisago	271	1 in 60 miles or 60 mins	6	271	100.0	0	0.0	8.7	9.4
	Clay	324	1 in 60 miles or 60 mins	1	324	100.0	0	0.0	8.9	9.7
	Crow Wing	348	1 in 60 miles or 60 mins	11	348	100.0	0	0.0	13.6	14.8
	Dakota	1,818	1 in 60 miles or 60 mins	120	1,818	100.0	0	0.0	4.2	5.4
	Douglas	191	1 in 60 miles or 60 mins	0	191	100.0	0	0.0	29.7	32.4
	Faribault	151	1 in 60 miles or 60 mins	0	151	100.0	0	0.0	23.7	25.8
	Hennepin	5,098	1 in 60 miles or 60 mins	664	5,098	100.0	0	0.0	4.0	6.1
	Hubbard	110	1 in 60 miles or 60 mins	0	110	100.0	0	0.0	32.4	35.3
	Isanti	226	1 in 60 miles or 60 mins	1	226	100.0	0	0.0	7.5	8.1
	Itasca	216	1 in 60 miles or 60 mins	6	216	100.0	0	0.0	16.7	18.1
	Jackson	107	1 in 60 miles or 60 mins	0	107	100.0	0	0.0	28.3	30.8
	Kanabec	347	1 in 60 miles or 60 mins	0	347	100.0	0	0.0	24.3	26.5
	Kandiyohi	231	1 in 60 miles or 60 mins	2	231	100.0	0	0.0	8.6	9.4
	Lac qui Parle	265	1 in 60 miles or 60 mins	1	265	100.0	0	0.0	10.7	11.7
	Le Sueur	145	1 in 60 miles or 60 mins	1	145	100.0	0	0.0	8.4	9.1
	Marshall	388	1 in 60 miles or 60 mins	0	336	86.6	52	13.4	43.0	46.9
	Martin	200	1 in 60 miles or 60 mins	0	200	100.0	0	0.0	40.0	43.5
	McLeod	199	1 in 60 miles or 60 mins	1	199	100.0	0	0.0	10.1	10.9
	Meeker	512	1 in 60 miles or 60 mins	1	512	100.0	0	0.0	13.0	14.1
	Mille Lacs	305	1 in 60 miles or 60 mins	0	305	100.0	0	0.0	19.1	20.8
	Morrison	187	1 in 60 miles or 60 mins	0	187	100.0	0	0.0	24.5	27.2
	Nicollet	161	1 in 60 miles or 60 mins	2	161	100.0	0	0.0	7.4	8.0
	Norman	286	1 in 60 miles or 60 mins	0	286	100.0	0	0.0	33.8	36.8
	Olmsted	706	1 in 60 miles or 60 mins	0	706	100.0	0	0.0	34.6	38.8
	Otter Tail	302	1 in 60 miles or 60 mins	0	302	100.0	0	0.0	37.0	40.3
	Pennington	145	1 in 60 miles or 60 mins	0	145	100.0	0	0.0	40.3	43.9
	Pine	298	1 in 60 miles or 60 mins	0	298	100.0	0	0.0	23.8	25.9
	Polk	156	1 in 60 miles or 60 mins	1	156	100.0	0	0.0	18.7	20.4
	Pope	232	1 in 60 miles or 60 mins	0	232	100.0	0	0.0	28.7	31.2
	Ramsey	2,586	1 in 60 miles or 60 mins	136	2,586	100.0	0	0.0	3.0	4.8
	Renville	157	1 in 60 miles or 60 mins	0	157	100.0	0	0.0	20.0	21.7
	Rice	308	1 in 60 miles or 60 mins	1	308	100.0	0	0.0	10.4	11.3

Access Detail By County

July 1, 2024

Created by...
Medica

Access Analysis
Gastroenterology
Eligible / Provider Groups
National Proxy Census (Medica
Symphony, Solo, Encore, and Direct
MNN020)
Medica Symphony, Solo, Encore,
and Direct MNN020
Gastroenterology (Medica Regional
Service Area)

All Eligibles										
State Name	County	Eligible	Provider	Counts	With Access		Without Access		Average Distance	Average Time
		#	Standard	#	#	%	#	%	1	1
Minnesota	Roseau	347	1 in 60 miles or 60 mins	0	0	0.0	347	100.0	86.8	94.6
	Scott	601	1 in 60 miles or 60 mins	15	601	100.0	0	0.0	5.7	6.4
	Sherburne	498	1 in 60 miles or 60 mins	3	498	100.0	0	0.0	9.0	9.9
	Sibley	167	1 in 60 miles or 60 mins	0	167	100.0	0	0.0	18.4	20.1
	St. Louis	919	1 in 60 miles or 60 mins	59	917	99.8	2	0.2	9.7	11.3
	Stearns	798	1 in 60 miles or 60 mins	45	798	100.0	0	0.0	9.6	11.0
	Steele	191	1 in 60 miles or 60 mins	0	191	100.0	0	0.0	17.5	19.0
	Todd	286	1 in 60 miles or 60 mins	3	286	100.0	0	0.0	15.2	16.5
	Traverse	259	1 in 60 miles or 60 mins	0	259	100.0	0	0.0	31.6	34.5
	Washington	1,030	1 in 60 miles or 60 mins	120	1,030	100.0	0	0.0	5.5	6.6
	Wright	743	1 in 60 miles or 60 mins	3	743	100.0	0	0.0	7.8	8.7
	Grand Totals	27,221	1 in 60 miles or 60 mins	1,372	26,816	98.5	405	1.5	12.4	14.2

General Surgery/Medica Symphony, Solo, Encore, and Direct/MNN020

July 1, 2024

Created by...
Medica

Medica Symphony, Solo, Encore, and Direct MNN020 General Surgery

875 providers at 453 locations

■ All providers

General Surgery

Employee Group

National Proxy Census (Medica Symphony, Solo, Encore, and Direct MNN020)

Provider Group

Medica Symphony, Solo, Encore, and Direct MNN020 General Surgery (Medica Regional Service Area)

27,221 eligible locations

◆ With access (27,221)

● Without access (0)

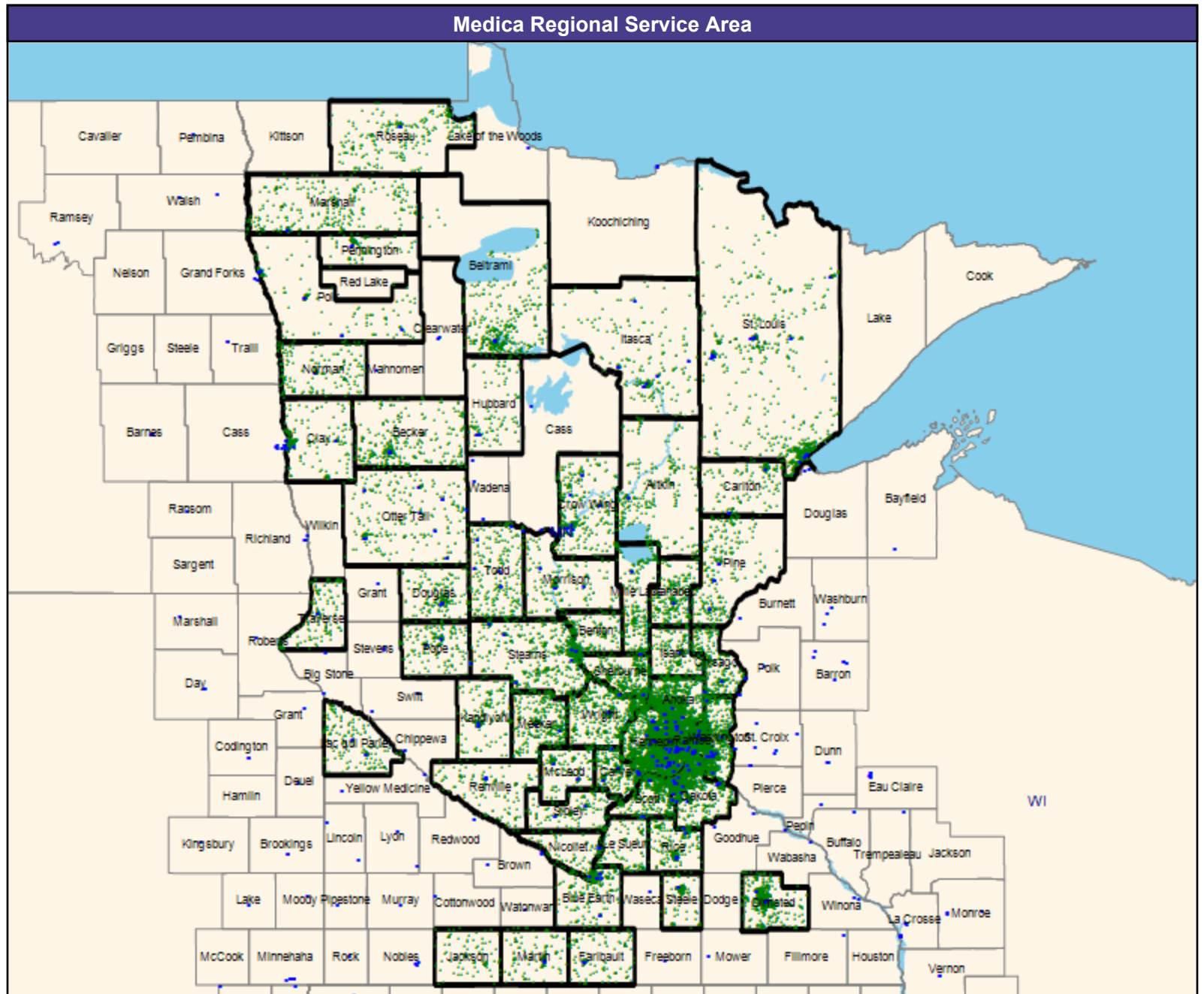
The Access Standard is defined as (National Proxy Census (Medica Symphony, Solo, Encore, and Direct MNN020)) eligibles accessing:

1 (Medica Symphony, Solo, Encore, and Direct MNN020 General Surgery (Medica Regional Service Area)) provider in 60 miles or 60 minutes

Service Areas

□ Medica Symphony, Solo, Encore, and Direct MNN020

62.17 miles



Access Detail By County

July 1, 2024

Created by...
Medica

Access Analysis
General Surgery

Eligible / Provider Groups
National Proxy Census (Medica
Symphony, Solo, Encore, and Direct
MNN020)
Medica Symphony, Solo, Encore,
and Direct MNN020 General
Surgery (Medica Regional Service
Area)

All Eligibles										
State Name	County	Eligible	Provider	Counts	With Access		Without Access		Average Distance	Average Time
		#	Standard	#	#	%	#	%	1	1
Minnesota	Aitkin	287	1 in 60 miles or 60 mins	17	287	100.0	0	0.0	15.8	17.2
	Anoka	1,740	1 in 60 miles or 60 mins	128	1,740	100.0	0	0.0	4.3	5.2
	Becker	364	1 in 60 miles or 60 mins	25	364	100.0	0	0.0	9.8	10.6
	Beltrami	450	1 in 60 miles or 60 mins	35	450	100.0	0	0.0	12.8	13.9
	Benton	243	1 in 60 miles or 60 mins	0	243	100.0	0	0.0	8.6	9.9
	Blue Earth	347	1 in 60 miles or 60 mins	51	347	100.0	0	0.0	5.0	5.4
	Carlton	180	1 in 60 miles or 60 mins	8	180	100.0	0	0.0	6.4	7.0
	Carver	795	1 in 60 miles or 60 mins	35	795	100.0	0	0.0	3.4	3.8
	Chisago	271	1 in 60 miles or 60 mins	36	271	100.0	0	0.0	7.7	8.4
	Clay	324	1 in 60 miles or 60 mins	4	324	100.0	0	0.0	5.3	5.8
	Crow Wing	348	1 in 60 miles or 60 mins	38	348	100.0	0	0.0	5.9	6.4
	Dakota	1,818	1 in 60 miles or 60 mins	95	1,818	100.0	0	0.0	2.7	3.4
	Douglas	191	1 in 60 miles or 60 mins	11	191	100.0	0	0.0	6.9	7.5
	Faribault	151	1 in 60 miles or 60 mins	2	151	100.0	0	0.0	11.8	12.8
	Hennepin	5,098	1 in 60 miles or 60 mins	713	5,098	100.0	0	0.0	2.4	3.5
	Hubbard	110	1 in 60 miles or 60 mins	7	110	100.0	0	0.0	10.3	11.1
	Isanti	226	1 in 60 miles or 60 mins	19	226	100.0	0	0.0	7.4	8.0
	Itasca	216	1 in 60 miles or 60 mins	30	216	100.0	0	0.0	9.0	9.8
	Jackson	107	1 in 60 miles or 60 mins	0	107	100.0	0	0.0	19.7	21.4
	Kanabec	347	1 in 60 miles or 60 mins	4	347	100.0	0	0.0	6.2	6.8
	Kandiyohi	231	1 in 60 miles or 60 mins	18	231	100.0	0	0.0	7.0	7.6
	Lac qui Parle	265	1 in 60 miles or 60 mins	4	265	100.0	0	0.0	5.8	6.2
	Le Sueur	145	1 in 60 miles or 60 mins	0	145	100.0	0	0.0	9.4	10.2
	Marshall	388	1 in 60 miles or 60 mins	1	388	100.0	0	0.0	17.6	19.1
	Martin	200	1 in 60 miles or 60 mins	17	200	100.0	0	0.0	7.8	8.5
	McLeod	199	1 in 60 miles or 60 mins	4	199	100.0	0	0.0	5.4	5.8
	Meeker	512	1 in 60 miles or 60 mins	7	512	100.0	0	0.0	6.6	7.2
	Mille Lacs	305	1 in 60 miles or 60 mins	6	305	100.0	0	0.0	10.5	11.4
	Morrison	187	1 in 60 miles or 60 mins	34	187	100.0	0	0.0	6.9	7.5
	Nicollet	161	1 in 60 miles or 60 mins	6	161	100.0	0	0.0	4.5	4.9
	Norman	286	1 in 60 miles or 60 mins	1	286	100.0	0	0.0	11.4	12.4
	Olmsted	706	1 in 60 miles or 60 mins	9	706	100.0	0	0.0	5.0	5.6
	Otter Tail	302	1 in 60 miles or 60 mins	49	302	100.0	0	0.0	6.2	6.7
	Pennington	145	1 in 60 miles or 60 mins	17	145	100.0	0	0.0	5.6	6.0
	Pine	298	1 in 60 miles or 60 mins	10	298	100.0	0	0.0	7.5	8.2
	Polk	156	1 in 60 miles or 60 mins	24	156	100.0	0	0.0	7.2	7.8
	Pope	232	1 in 60 miles or 60 mins	7	232	100.0	0	0.0	5.7	6.2
	Ramsey	2,586	1 in 60 miles or 60 mins	148	2,586	100.0	0	0.0	2.1	3.3
	Renville	157	1 in 60 miles or 60 mins	4	157	100.0	0	0.0	10.2	11.1
	Rice	308	1 in 60 miles or 60 mins	20	308	100.0	0	0.0	4.9	5.3

Access Detail By County

July 1, 2024

Created by...
Medica

Access Analysis
General Surgery

Eligible / Provider Groups
National Proxy Census (Medica
Symphony, Solo, Encore, and Direct
MNN020)
Medica Symphony, Solo, Encore,
and Direct MNN020 General
Surgery (Medica Regional Service
Area)

All Eligibles										
State Name	County	Eligible	Provider	Counts	With Access		Without Access		Average Distance	Average Time
		#	Standard	#	#	%	#	%	1	1
Minnesota	Roseau	347	1 in 60 miles or 60 mins	2	347	100.0	0	0.0	15.4	16.8
	Scott	601	1 in 60 miles or 60 mins	26	601	100.0	0	0.0	5.4	6.0
	Sherburne	498	1 in 60 miles or 60 mins	43	498	100.0	0	0.0	6.4	7.0
	Sibley	167	1 in 60 miles or 60 mins	5	167	100.0	0	0.0	7.3	8.0
	St. Louis	919	1 in 60 miles or 60 mins	122	919	100.0	0	0.0	8.1	9.3
	Stearns	798	1 in 60 miles or 60 mins	157	798	100.0	0	0.0	6.4	7.2
	Steele	191	1 in 60 miles or 60 mins	15	191	100.0	0	0.0	6.5	7.1
	Todd	286	1 in 60 miles or 60 mins	40	286	100.0	0	0.0	6.4	7.0
	Traverse	259	1 in 60 miles or 60 mins	1	259	100.0	0	0.0	7.1	7.7
	Washington	1,030	1 in 60 miles or 60 mins	37	1,030	100.0	0	0.0	3.4	4.0
	Wright	743	1 in 60 miles or 60 mins	105	743	100.0	0	0.0	7.7	8.4
	Grand Totals	27,221	1 in 60 miles or 60 mins	2,197	27,221	100.0	0	0.0	5.5	6.3

Genetics/Medica Symphony, Solo, Encore, and Direct/MNN020

July 1, 2024

Created by...
Medica

Medica Symphony, Solo, Encore, and Direct MNN020 Genetics

161 providers at 93 locations

■ All providers

Genetics

Employee Group

National Proxy Census (Medica Symphony, Solo, Encore, and Direct MNN020)

Provider Group

Medica Symphony, Solo, Encore, and Direct MNN020 Genetics (Medica Regional Service Area)

27,221 eligible locations

◆ With access (23,853)

● Without access (3,368)

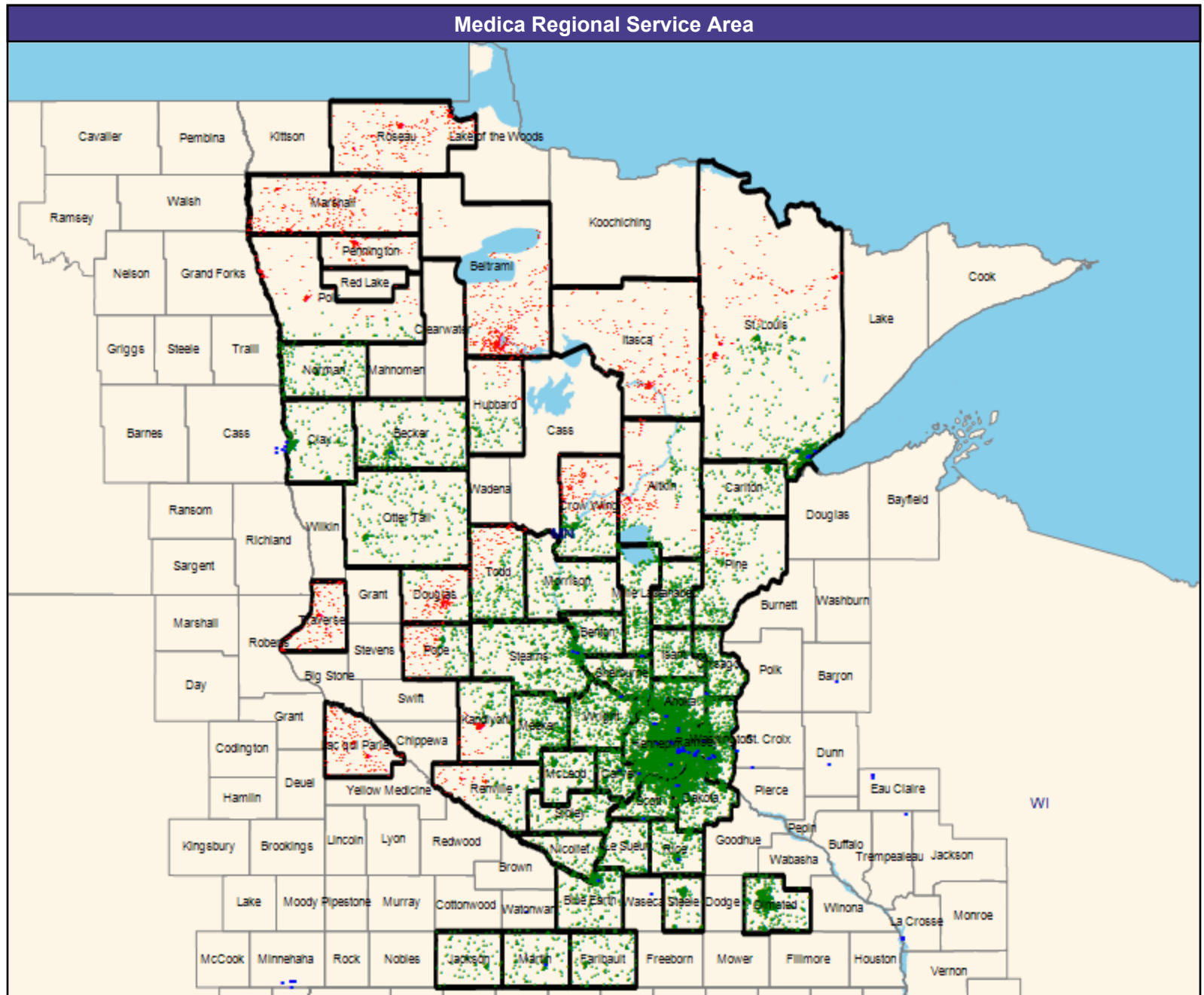
The Access Standard is defined as (National Proxy Census (Medica Symphony, Solo, Encore, and Direct MNN020)) eligibles accessing:

1 (Medica Symphony, Solo, Encore, and Direct MNN020 Genetics (Medica Regional Service Area)) provider in 60 miles or 60 minutes

Service Areas

□ Medica Symphony, Solo, Encore, and Direct MNN020

62.17 miles



Access Detail By County

July 1, 2024

Created by...
Medica

Access Analysis
Genetics
Eligible / Provider Groups
National Proxy Census (Medica
Symphony, Solo, Encore, and Direct
MNN020)
Medica Symphony, Solo, Encore,
and Direct MNN020 Genetics
(Medica Regional Service Area)

All Eligibles										
State Name	County	Eligible	Provider	Counts	With Access		Without Access		Average Distance	Average Time
		#	Standard	#	#	%	#	%	1	1
Minnesota	Aitkin	287	1 in 60 miles or 60 mins	0	128	44.6	159	55.4	61.4	66.9
	Anoka	1,740	1 in 60 miles or 60 mins	21	1,740	100.0	0	0.0	6.4	8.4
	Becker	364	1 in 60 miles or 60 mins	1	364	100.0	0	0.0	14.0	15.2
	Beltrami	450	1 in 60 miles or 60 mins	0	0	0.0	450	100.0	81.4	88.7
	Benton	243	1 in 60 miles or 60 mins	0	243	100.0	0	0.0	8.8	10.3
	Blue Earth	347	1 in 60 miles or 60 mins	7	347	100.0	0	0.0	7.8	8.4
	Carlton	180	1 in 60 miles or 60 mins	0	180	100.0	0	0.0	27.7	30.2
	Carver	795	1 in 60 miles or 60 mins	7	795	100.0	0	0.0	5.5	6.1
	Chisago	271	1 in 60 miles or 60 mins	8	271	100.0	0	0.0	14.9	16.2
	Clay	324	1 in 60 miles or 60 mins	0	324	100.0	0	0.0	9.3	10.6
	Crow Wing	348	1 in 60 miles or 60 mins	0	167	48.0	181	52.0	62.1	72.8
	Dakota	1,818	1 in 60 miles or 60 mins	16	1,818	100.0	0	0.0	7.6	9.8
	Douglas	191	1 in 60 miles or 60 mins	0	34	17.8	157	82.2	63.1	72.9
	Faribault	151	1 in 60 miles or 60 mins	0	151	100.0	0	0.0	25.3	27.6
	Hennepin	5,098	1 in 60 miles or 60 mins	210	5,098	100.0	0	0.0	4.1	6.3
	Hubbard	110	1 in 60 miles or 60 mins	0	77	70.0	33	30.0	52.4	57.1
	Isanti	226	1 in 60 miles or 60 mins	0	226	100.0	0	0.0	17.5	19.1
	Itasca	216	1 in 60 miles or 60 mins	0	7	3.2	209	96.8	79.6	86.8
	Jackson	107	1 in 60 miles or 60 mins	0	107	100.0	0	0.0	33.7	36.7
	Kanabec	347	1 in 60 miles or 60 mins	0	347	100.0	0	0.0	33.2	36.2
	Kandiyohi	231	1 in 60 miles or 60 mins	0	106	45.9	125	54.1	57.7	66.7
	Lac qui Parle	265	1 in 60 miles or 60 mins	0	0	0.0	265	100.0	104.3	115.7
	Le Sueur	145	1 in 60 miles or 60 mins	0	145	100.0	0	0.0	12.6	13.7
	Marshall	388	1 in 60 miles or 60 mins	0	0	0.0	388	100.0	102.9	112.2
	Martin	200	1 in 60 miles or 60 mins	6	200	100.0	0	0.0	8.2	8.9
	McLeod	199	1 in 60 miles or 60 mins	0	199	100.0	0	0.0	25.4	27.7
	Meeker	512	1 in 60 miles or 60 mins	0	512	100.0	0	0.0	37.8	42.3
	Mille Lacs	305	1 in 60 miles or 60 mins	0	305	100.0	0	0.0	21.0	22.9
	Morrison	187	1 in 60 miles or 60 mins	0	184	98.4	3	1.6	34.3	41.0
	Nicollet	161	1 in 60 miles or 60 mins	0	161	100.0	0	0.0	13.7	14.9
	Norman	286	1 in 60 miles or 60 mins	0	286	100.0	0	0.0	36.8	40.1
	Olmsted	706	1 in 60 miles or 60 mins	0	706	100.0	0	0.0	48.1	53.9
	Otter Tail	302	1 in 60 miles or 60 mins	0	299	99.0	3	1.0	36.7	40.0
	Pennington	145	1 in 60 miles or 60 mins	0	0	0.0	145	100.0	91.0	99.2
	Pine	298	1 in 60 miles or 60 mins	0	271	90.9	27	9.1	47.3	51.6
	Polk	156	1 in 60 miles or 60 mins	0	53	34.0	103	66.0	64.3	70.1
	Pope	232	1 in 60 miles or 60 mins	0	123	53.0	109	47.0	61.4	73.6
	Ramsey	2,586	1 in 60 miles or 60 mins	69	2,586	100.0	0	0.0	2.9	4.7
	Renville	157	1 in 60 miles or 60 mins	0	89	56.7	68	43.3	55.6	60.6
	Rice	308	1 in 60 miles or 60 mins	6	308	100.0	0	0.0	8.9	9.6

Access Detail By County

July 1, 2024

Created by...
Medica

Access Analysis
Genetics

Eligible / Provider Groups
National Proxy Census (Medica
Symphony, Solo, Encore, and Direct
MNN020)
Medica Symphony, Solo, Encore,
and Direct MNN020 Genetics
(Medica Regional Service Area)

All Eligibles										
State Name	County	Eligible	Provider	Counts	With Access		Without Access		Average Distance	Average Time
		#	Standard	#	#	%	#	%	1	1
Minnesota	Roseau	347	1 in 60 miles or 60 mins	0	0	0.0	347	100.0	140.5	153.2
	Scott	601	1 in 60 miles or 60 mins	6	601	100.0	0	0.0	8.4	9.7
	Sherburne	498	1 in 60 miles or 60 mins	2	498	100.0	0	0.0	9.0	9.9
	Sibley	167	1 in 60 miles or 60 mins	0	167	100.0	0	0.0	29.2	31.9
	St. Louis	919	1 in 60 miles or 60 mins	8	684	74.4	235	25.6	32.1	35.2
	Stearns	798	1 in 60 miles or 60 mins	38	798	100.0	0	0.0	15.9	19.0
	Steele	191	1 in 60 miles or 60 mins	0	191	100.0	0	0.0	16.7	18.2
	Todd	286	1 in 60 miles or 60 mins	0	184	64.3	102	35.7	54.8	64.1
	Traverse	259	1 in 60 miles or 60 mins	0	0	0.0	259	100.0	75.8	86.1
	Washington	1,030	1 in 60 miles or 60 mins	28	1,030	100.0	0	0.0	6.3	7.5
	Wright	743	1 in 60 miles or 60 mins	2	743	100.0	0	0.0	13.4	14.8
	Grand Totals	27,221	1 in 60 miles or 60 mins	435	23,853	87.6	3,368	12.4	22.6	25.8

Infectious Disease/Medica Symphony, Solo, Encore, and Direct/MNN020

July 1, 2024

Created by...
Medica

Medica Symphony, Solo, Encore, and Direct MNN020 Infectious Disease

216 providers at 133 locations

■ All providers

Infectious Disease

Employee Group

National Proxy Census (Medica Symphony, Solo, Encore, and Direct MNN020)

Provider Group

Medica Symphony, Solo, Encore, and Direct MNN020 Infectious Disease (Medica Regional Service Area)

27,221 eligible locations

◆ With access (26,451)

● Without access (770)

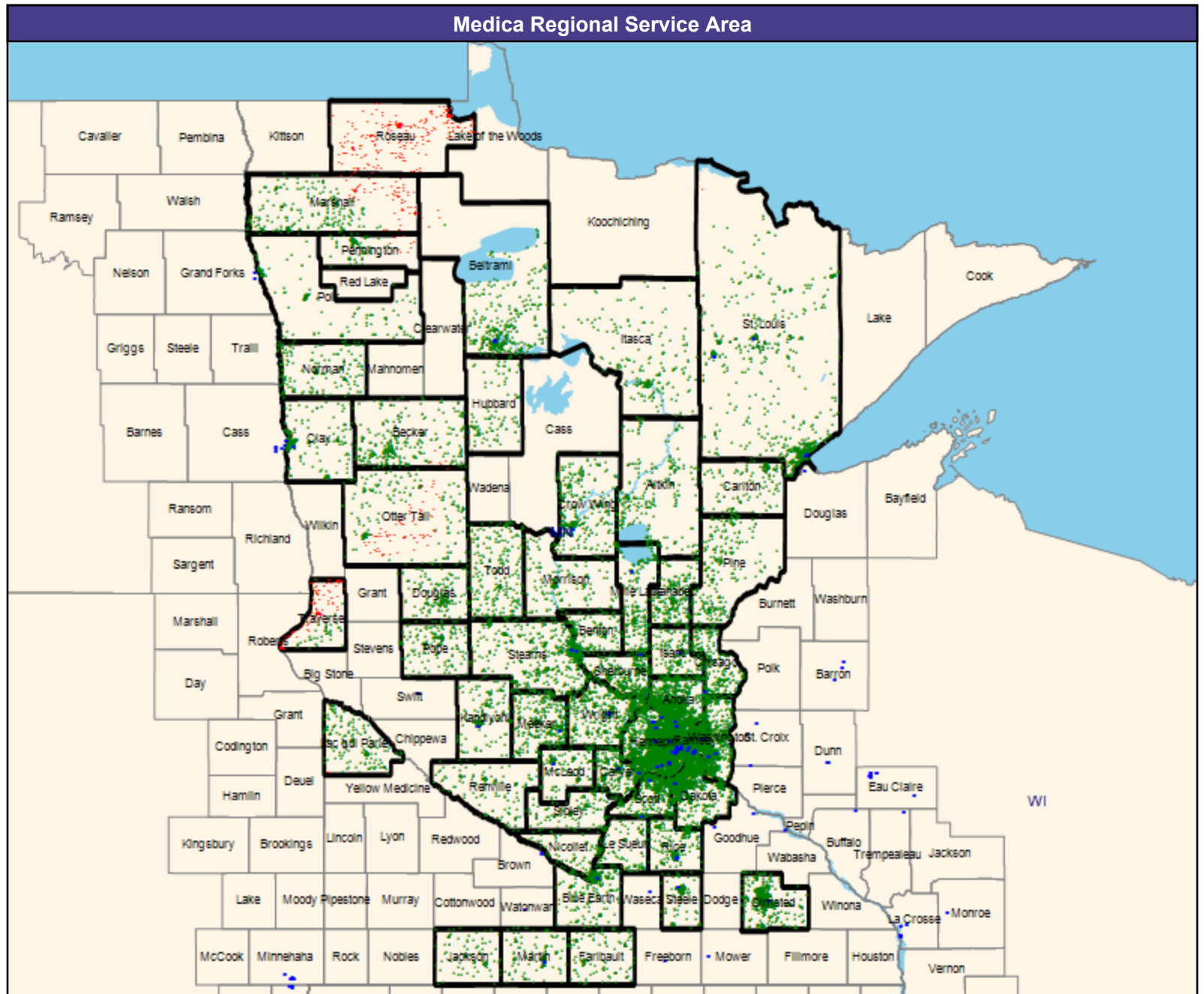
The Access Standard is defined as (National Proxy Census (Medica Symphony, Solo, Encore, and Direct MNN020)) eligibles accessing:

1 (Medica Symphony, Solo, Encore, and Direct MNN020 Infectious Disease (Medica Regional Service Area)) provider in 60 miles or 60 minutes

Service Areas

□ Medica Symphony, Solo, Encore, and Direct MNN020

62.17 miles



Access Detail By County

July 1, 2024

Created by...
Medica

Access Analysis
Infectious Disease
Eligible / Provider Groups
National Proxy Census (Medica
Symphony, Solo, Encore, and Direct
MNN020)
Medica Symphony, Solo, Encore,
and Direct MNN020 Infectious
Disease (Medica Regional Service
Area)

All Eligibles										
State Name	County	Eligible	Provider	Counts	With Access		Without Access		Average Distance	Average Time
		#	Standard	#	#	%	#	%	1	1
Minnesota	Aitkin	287	1 in 60 miles or 60 mins	0	287	100.0	0	0.0	36.6	39.9
	Anoka	1,740	1 in 60 miles or 60 mins	8	1,740	100.0	0	0.0	6.7	8.6
	Becker	364	1 in 60 miles or 60 mins	0	358	98.4	6	1.6	44.3	48.3
	Beltrami	450	1 in 60 miles or 60 mins	14	446	99.1	4	0.9	13.3	14.5
	Benton	243	1 in 60 miles or 60 mins	0	243	100.0	0	0.0	8.9	10.4
	Blue Earth	347	1 in 60 miles or 60 mins	28	347	100.0	0	0.0	7.7	8.4
	Carlton	180	1 in 60 miles or 60 mins	0	180	100.0	0	0.0	25.2	27.5
	Carver	795	1 in 60 miles or 60 mins	15	795	100.0	0	0.0	5.5	6.1
	Chisago	271	1 in 60 miles or 60 mins	5	271	100.0	0	0.0	12.4	13.4
	Clay	324	1 in 60 miles or 60 mins	1	324	100.0	0	0.0	8.8	9.7
	Crow Wing	348	1 in 60 miles or 60 mins	1	348	100.0	0	0.0	15.1	16.5
	Dakota	1,818	1 in 60 miles or 60 mins	9	1,818	100.0	0	0.0	7.4	9.5
	Douglas	191	1 in 60 miles or 60 mins	0	191	100.0	0	0.0	45.4	49.5
	Faribault	151	1 in 60 miles or 60 mins	0	151	100.0	0	0.0	22.2	24.2
	Hennepin	5,098	1 in 60 miles or 60 mins	232	5,098	100.0	0	0.0	3.5	5.3
	Hubbard	110	1 in 60 miles or 60 mins	0	110	100.0	0	0.0	33.1	36.0
	Isanti	226	1 in 60 miles or 60 mins	3	226	100.0	0	0.0	7.5	8.1
	Itasca	216	1 in 60 miles or 60 mins	0	216	100.0	0	0.0	35.2	38.3
	Jackson	107	1 in 60 miles or 60 mins	0	107	100.0	0	0.0	33.7	36.7
	Kanabec	347	1 in 60 miles or 60 mins	0	347	100.0	0	0.0	21.9	23.8
	Kandiyohi	231	1 in 60 miles or 60 mins	1	231	100.0	0	0.0	8.7	9.4
	Lac qui Parle	265	1 in 60 miles or 60 mins	0	263	99.2	2	0.8	43.1	47.0
	Le Sueur	145	1 in 60 miles or 60 mins	0	145	100.0	0	0.0	12.6	13.7
	Marshall	388	1 in 60 miles or 60 mins	0	300	77.3	88	22.7	46.4	50.6
	Martin	200	1 in 60 miles or 60 mins	6	200	100.0	0	0.0	8.2	8.9
	McLeod	199	1 in 60 miles or 60 mins	1	199	100.0	0	0.0	10.2	11.1
	Meeker	512	1 in 60 miles or 60 mins	1	512	100.0	0	0.0	13.0	14.1
	Mille Lacs	305	1 in 60 miles or 60 mins	1	305	100.0	0	0.0	10.6	11.5
	Morrison	187	1 in 60 miles or 60 mins	0	187	100.0	0	0.0	25.8	28.8
	Nicollet	161	1 in 60 miles or 60 mins	0	161	100.0	0	0.0	9.8	10.6
	Norman	286	1 in 60 miles or 60 mins	0	286	100.0	0	0.0	37.2	40.6
	Olmsted	706	1 in 60 miles or 60 mins	1	706	100.0	0	0.0	6.8	7.5
	Otter Tail	302	1 in 60 miles or 60 mins	0	206	68.2	96	31.8	57.0	62.1
	Pennington	145	1 in 60 miles or 60 mins	0	133	91.7	12	8.3	48.0	52.3
	Pine	298	1 in 60 miles or 60 mins	0	298	100.0	0	0.0	36.9	40.3
	Polk	156	1 in 60 miles or 60 mins	0	156	100.0	0	0.0	30.2	32.9
	Pope	232	1 in 60 miles or 60 mins	0	232	100.0	0	0.0	27.7	30.2
	Ramsey	2,586	1 in 60 miles or 60 mins	64	2,586	100.0	0	0.0	2.9	4.7
	Renville	157	1 in 60 miles or 60 mins	0	157	100.0	0	0.0	26.9	29.3
	Rice	308	1 in 60 miles or 60 mins	4	308	100.0	0	0.0	8.4	9.1

Access Detail By County

July 1, 2024

Created by...
Medica

Access Analysis
Infectious Disease
Eligible / Provider Groups
National Proxy Census (Medica
Symphony, Solo, Encore, and Direct
MNN020)
Medica Symphony, Solo, Encore,
and Direct MNN020 Infectious
Disease (Medica Regional Service
Area)

All Eligibles										
State Name	County	Eligible	Provider	Counts	With Access		Without Access		Average Distance	Average Time
		#	Standard	#	#	%	#	%	1	1
Minnesota	Roseau	347	1 in 60 miles or 60 mins	0	0	0.0	347	100.0	92.0	100.3
	Scott	601	1 in 60 miles or 60 mins	8	601	100.0	0	0.0	6.3	7.2
	Sherburne	498	1 in 60 miles or 60 mins	3	498	100.0	0	0.0	12.8	14.4
	Sibley	167	1 in 60 miles or 60 mins	0	167	100.0	0	0.0	21.7	23.7
	St. Louis	919	1 in 60 miles or 60 mins	17	917	99.8	2	0.2	12.4	14.1
	Stearns	798	1 in 60 miles or 60 mins	3	798	100.0	0	0.0	15.1	17.7
	Steele	191	1 in 60 miles or 60 mins	2	191	100.0	0	0.0	6.5	7.1
	Todd	286	1 in 60 miles or 60 mins	0	286	100.0	0	0.0	41.8	46.7
	Traverse	259	1 in 60 miles or 60 mins	0	46	17.8	213	82.2	62.9	68.6
	Washington	1,030	1 in 60 miles or 60 mins	3	1,030	100.0	0	0.0	6.8	8.3
	Wright	743	1 in 60 miles or 60 mins	5	743	100.0	0	0.0	10.4	11.5
	Grand Totals	27,221	1 in 60 miles or 60 mins	436	26,451	97.2	770	2.8	14.0	15.9

Mammography/Medica Symphony, Solo, Encore, and Direct/MNN020

July 1, 2024

Created by...
Medica

Medica Symphony, Solo, Encore, and Direct MNN020 Mammography

163 providers at 166 locations

- All providers

Mammography

Employee Group

National Proxy Census (Medica Symphony, Solo, Encore, and Direct MNN020)

Provider Group

Medica Symphony, Solo, Encore, and Direct MNN020 Mammography (Medica Regional Service Area)

27,221 eligible locations

- ◆ With access (27,221)
- Without access (0)

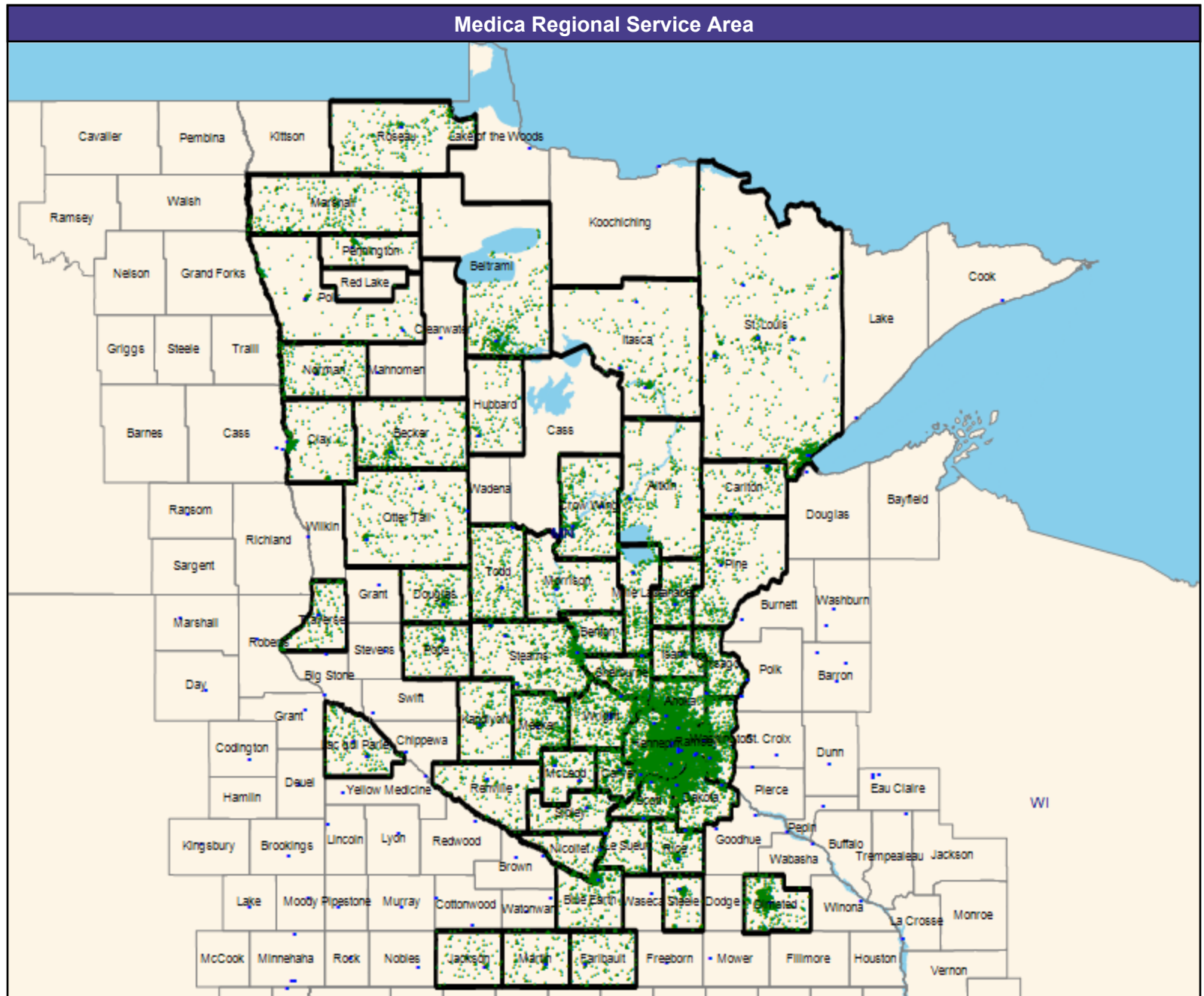
The Access Standard is defined as (National Proxy Census (Medica Symphony, Solo, Encore, and Direct MNN020)) eligibles accessing:

1 (Medica Symphony, Solo, Encore, and Direct MNN020 Mammography (Medica Regional Service Area)) provider in 60 miles or 60 minutes

Service Areas

- Medica Symphony, Solo, Encore, and Direct MNN020

62.17 miles



Access Detail By County

July 1, 2024

Created by...
Medica

Access Analysis
Mammography
Eligible / Provider Groups
National Proxy Census (Medica
Symphony, Solo, Encore, and Direct
MNN020)
Medica Symphony, Solo, Encore,
and Direct MNN020 Mammography
(Medica Regional Service Area)

		All Eligibles								
State Name	County	Eligible	Provider	Counts	With Access		Without Access		Average Distance	Average Time
		#	Standard	#	#	%	#	%	1	1
Minnesota	Aitkin	287	1 in 60 miles or 60 mins	1	287	100.0	0	0.0	15.9	17.3
	Anoka	1,740	1 in 60 miles or 60 mins	2	1,740	100.0	0	0.0	6.6	8.7
	Becker	364	1 in 60 miles or 60 mins	1	364	100.0	0	0.0	10.8	11.7
	Beltrami	450	1 in 60 miles or 60 mins	1	450	100.0	0	0.0	12.9	14.1
	Benton	243	1 in 60 miles or 60 mins	0	243	100.0	0	0.0	9.0	10.5
	Blue Earth	347	1 in 60 miles or 60 mins	1	347	100.0	0	0.0	7.0	7.6
	Carlton	180	1 in 60 miles or 60 mins	2	180	100.0	0	0.0	7.0	7.6
	Carver	795	1 in 60 miles or 60 mins	2	795	100.0	0	0.0	5.5	6.1
	Chisago	271	1 in 60 miles or 60 mins	1	271	100.0	0	0.0	10.2	11.1
	Clay	324	1 in 60 miles or 60 mins	0	324	100.0	0	0.0	9.6	10.7
	Crow Wing	348	1 in 60 miles or 60 mins	2	348	100.0	0	0.0	10.7	11.6
	Dakota	1,818	1 in 60 miles or 60 mins	3	1,818	100.0	0	0.0	6.2	8.1
	Douglas	191	1 in 60 miles or 60 mins	1	191	100.0	0	0.0	7.8	8.4
	Faribault	151	1 in 60 miles or 60 mins	1	151	100.0	0	0.0	13.1	14.2
	Hennepin	5,098	1 in 60 miles or 60 mins	7	5,098	100.0	0	0.0	4.8	7.3
	Hubbard	110	1 in 60 miles or 60 mins	1	110	100.0	0	0.0	12.3	13.3
	Isanti	226	1 in 60 miles or 60 mins	1	226	100.0	0	0.0	7.4	8.1
	Itasca	216	1 in 60 miles or 60 mins	3	216	100.0	0	0.0	11.2	12.2
	Jackson	107	1 in 60 miles or 60 mins	1	107	100.0	0	0.0	8.7	9.4
	Kanabec	347	1 in 60 miles or 60 mins	1	347	100.0	0	0.0	6.4	6.9
	Kandiyohi	231	1 in 60 miles or 60 mins	1	231	100.0	0	0.0	7.4	8.0
	Lac qui Parle	265	1 in 60 miles or 60 mins	2	265	100.0	0	0.0	5.8	6.2
	Le Sueur	145	1 in 60 miles or 60 mins	1	145	100.0	0	0.0	8.7	9.4
	Marshall	388	1 in 60 miles or 60 mins	0	388	100.0	0	0.0	31.2	34.0
	Martin	200	1 in 60 miles or 60 mins	1	200	100.0	0	0.0	7.8	8.4
	McLeod	199	1 in 60 miles or 60 mins	2	199	100.0	0	0.0	6.1	6.6
	Meeker	512	1 in 60 miles or 60 mins	1	512	100.0	0	0.0	8.7	9.4
	Mille Lacs	305	1 in 60 miles or 60 mins	1	305	100.0	0	0.0	10.5	11.4
	Morrison	187	1 in 60 miles or 60 mins	1	187	100.0	0	0.0	10.4	11.3
	Nicollet	161	1 in 60 miles or 60 mins	1	161	100.0	0	0.0	5.7	6.2
	Norman	286	1 in 60 miles or 60 mins	1	286	100.0	0	0.0	12.1	13.2
	Olmsted	706	1 in 60 miles or 60 mins	1	706	100.0	0	0.0	6.8	7.5
	Otter Tail	302	1 in 60 miles or 60 mins	3	302	100.0	0	0.0	11.3	12.2
	Pennington	145	1 in 60 miles or 60 mins	1	145	100.0	0	0.0	6.3	6.8
	Pine	298	1 in 60 miles or 60 mins	1	298	100.0	0	0.0	11.6	12.6
	Polk	156	1 in 60 miles or 60 mins	2	156	100.0	0	0.0	14.9	16.3
	Pope	232	1 in 60 miles or 60 mins	1	232	100.0	0	0.0	8.2	8.9
	Ramsey	2,586	1 in 60 miles or 60 mins	3	2,586	100.0	0	0.0	3.6	6.0
	Renville	157	1 in 60 miles or 60 mins	1	157	100.0	0	0.0	10.3	11.2
	Rice	308	1 in 60 miles or 60 mins	1	308	100.0	0	0.0	5.5	5.9

Access Detail By County

July 1, 2024

Created by...
Medica

Access Analysis
Mammography

Eligible / Provider Groups
National Proxy Census (Medica
Symphony, Solo, Encore, and Direct
MNN020)
Medica Symphony, Solo, Encore,
and Direct MNN020 Mammography
(Medica Regional Service Area)

All Eligibles										
State Name	County	Eligible	Provider	Counts	With Access		Without Access		Average Distance	Average Time
		#	Standard	#	#	%	#	%	1	1
Minnesota	Roseau	347	1 in 60 miles or 60 mins	1	347	100.0	0	0.0	15.4	16.8
	Scott	601	1 in 60 miles or 60 mins	2	601	100.0	0	0.0	6.3	7.2
	Sherburne	498	1 in 60 miles or 60 mins	1	498	100.0	0	0.0	9.0	9.9
	Sibley	167	1 in 60 miles or 60 mins	1	167	100.0	0	0.0	10.0	10.9
	St. Louis	919	1 in 60 miles or 60 mins	7	919	100.0	0	0.0	7.6	8.8
	Stearns	798	1 in 60 miles or 60 mins	4	798	100.0	0	0.0	8.0	9.1
	Steele	191	1 in 60 miles or 60 mins	1	191	100.0	0	0.0	6.6	7.2
	Todd	286	1 in 60 miles or 60 mins	2	286	100.0	0	0.0	9.3	10.2
	Traverse	259	1 in 60 miles or 60 mins	1	259	100.0	0	0.0	7.1	7.7
	Washington	1,030	1 in 60 miles or 60 mins	1	1,030	100.0	0	0.0	7.2	8.8
	Wright	743	1 in 60 miles or 60 mins	3	743	100.0	0	0.0	9.3	10.3
	Grand Totals		27,221	1 in 60 miles or 60 mins	82	27,221	100.0	0	0.0	7.5

Nephrology/Medica Symphony, Solo, Encore, and Direct/MNN020

July 1, 2024

Created by...
Medica

Medica Symphony, Solo, Encore, and Direct MNN020 Nephrology

260 providers at 215 locations

- All providers

Nephrology

Employee Group

National Proxy Census (Medica Symphony, Solo, Encore, and Direct MNN020)

Provider Group

Medica Symphony, Solo, Encore, and Direct MNN020 Nephrology (Medica Regional Service Area)

27,221 eligible locations

- ◆ With access (27,221)
- Without access (0)

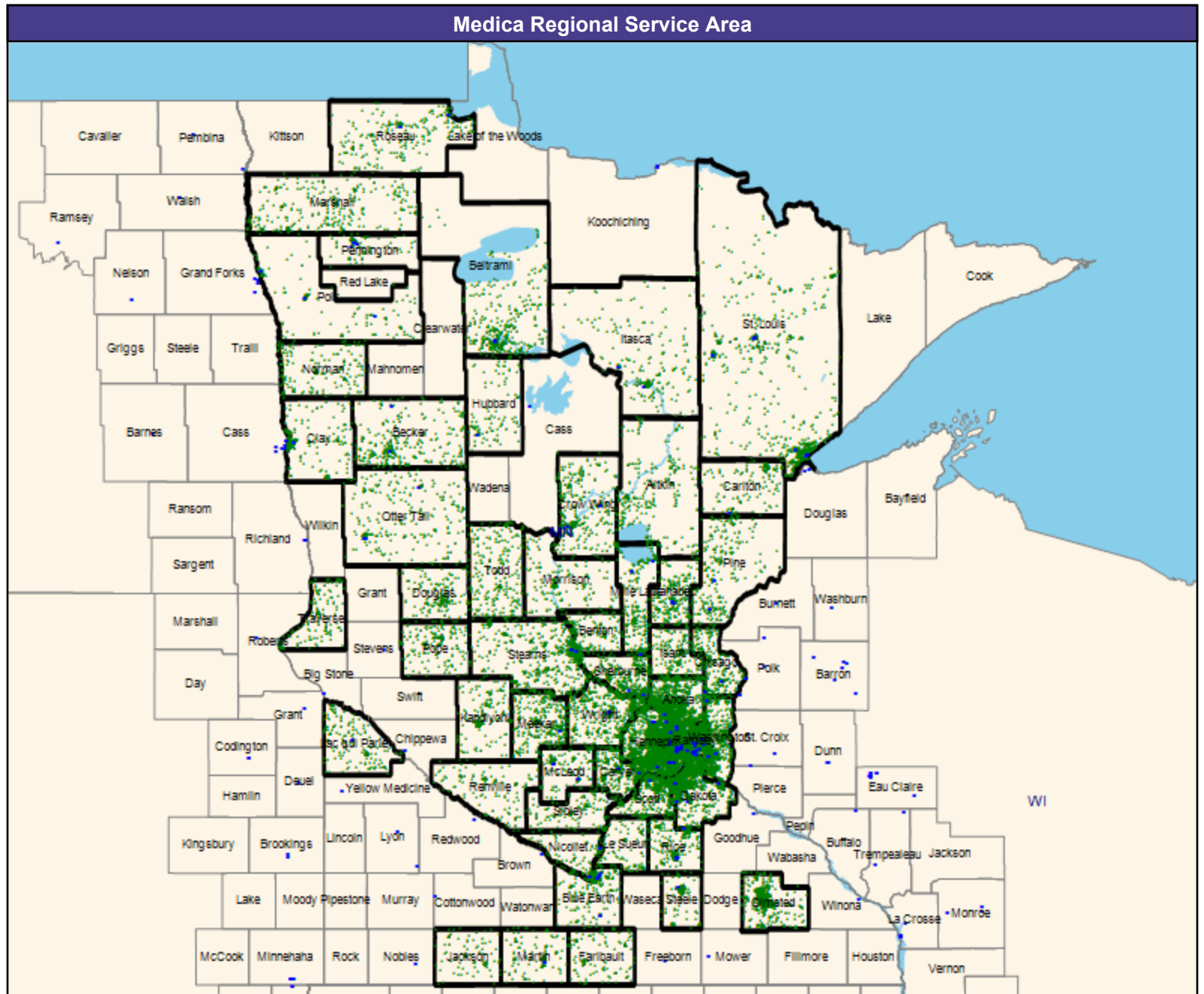
The Access Standard is defined as (National Proxy Census (Medica Symphony, Solo, Encore, and Direct MNN020)) eligibles accessing:

1 (Medica Symphony, Solo, Encore, and Direct MNN020 Nephrology (Medica Regional Service Area)) provider in 60 miles or 60 minutes

Service Areas

- Medica Symphony, Solo, Encore, and Direct MNN020

62.17 miles



Access Detail By County

July 1, 2024

Created by...
Medica

Access Analysis
Nephrology
Eligible / Provider Groups
National Proxy Census (Medica
Symphony, Solo, Encore, and Direct
MNN020)
Medica Symphony, Solo, Encore,
and Direct MNN020 Nephrology
(Medica Regional Service Area)

All Eligibles										
State Name	County	Eligible	Provider	Counts	With Access		Without Access		Average Distance	Average Time
		#	Standard	#	#	%	#	%	1	1
Minnesota	Aitkin	287	1 in 60 miles or 60 mins	0	287	100.0	0	0.0	21.6	23.5
	Anoka	1,740	1 in 60 miles or 60 mins	8	1,740	100.0	0	0.0	6.1	7.9
	Becker	364	1 in 60 miles or 60 mins	5	364	100.0	0	0.0	9.5	10.5
	Beltrami	450	1 in 60 miles or 60 mins	23	450	100.0	0	0.0	13.1	14.2
	Benton	243	1 in 60 miles or 60 mins	0	243	100.0	0	0.0	8.8	9.9
	Blue Earth	347	1 in 60 miles or 60 mins	26	347	100.0	0	0.0	5.2	5.6
	Carlton	180	1 in 60 miles or 60 mins	1	180	100.0	0	0.0	15.5	16.9
	Carver	795	1 in 60 miles or 60 mins	2	795	100.0	0	0.0	5.5	6.1
	Chisago	271	1 in 60 miles or 60 mins	3	271	100.0	0	0.0	8.9	9.6
	Clay	324	1 in 60 miles or 60 mins	3	324	100.0	0	0.0	8.3	9.8
	Crow Wing	348	1 in 60 miles or 60 mins	4	348	100.0	0	0.0	10.9	11.8
	Dakota	1,818	1 in 60 miles or 60 mins	27	1,818	100.0	0	0.0	5.1	6.7
	Douglas	191	1 in 60 miles or 60 mins	0	191	100.0	0	0.0	40.3	43.9
	Faribault	151	1 in 60 miles or 60 mins	0	151	100.0	0	0.0	19.6	21.3
	Hennepin	5,098	1 in 60 miles or 60 mins	336	5,098	100.0	0	0.0	4.0	6.0
	Hubbard	110	1 in 60 miles or 60 mins	4	110	100.0	0	0.0	10.7	11.6
	Isanti	226	1 in 60 miles or 60 mins	0	226	100.0	0	0.0	16.4	17.8
	Itasca	216	1 in 60 miles or 60 mins	6	216	100.0	0	0.0	13.5	14.7
	Jackson	107	1 in 60 miles or 60 mins	0	107	100.0	0	0.0	25.0	27.2
	Kanabec	347	1 in 60 miles or 60 mins	5	347	100.0	0	0.0	5.8	6.3
	Kandiyohi	231	1 in 60 miles or 60 mins	0	231	100.0	0	0.0	35.6	38.8
	Lac qui Parle	265	1 in 60 miles or 60 mins	2	265	100.0	0	0.0	8.6	9.4
	Le Sueur	145	1 in 60 miles or 60 mins	0	145	100.0	0	0.0	14.6	15.9
	Marshall	388	1 in 60 miles or 60 mins	0	388	100.0	0	0.0	24.4	26.6
	Martin	200	1 in 60 miles or 60 mins	8	200	100.0	0	0.0	8.9	9.6
	McLeod	199	1 in 60 miles or 60 mins	6	199	100.0	0	0.0	6.0	6.5
	Meeker	512	1 in 60 miles or 60 mins	1	512	100.0	0	0.0	13.3	14.4
	Mille Lacs	305	1 in 60 miles or 60 mins	2	305	100.0	0	0.0	9.3	10.1
	Morrison	187	1 in 60 miles or 60 mins	0	187	100.0	0	0.0	25.4	27.7
	Nicollet	161	1 in 60 miles or 60 mins	2	161	100.0	0	0.0	4.9	5.3
	Norman	286	1 in 60 miles or 60 mins	0	286	100.0	0	0.0	28.7	31.9
	Olmsted	706	1 in 60 miles or 60 mins	0	706	100.0	0	0.0	36.4	40.8
	Otter Tail	302	1 in 60 miles or 60 mins	8	302	100.0	0	0.0	14.1	15.3
	Pennington	145	1 in 60 miles or 60 mins	20	145	100.0	0	0.0	4.5	4.9
	Pine	298	1 in 60 miles or 60 mins	4	298	100.0	0	0.0	8.9	9.6
	Polk	156	1 in 60 miles or 60 mins	5	156	100.0	0	0.0	9.4	10.2
	Pope	232	1 in 60 miles or 60 mins	0	232	100.0	0	0.0	25.5	27.8
	Ramsey	2,586	1 in 60 miles or 60 mins	60	2,586	100.0	0	0.0	2.4	3.8
	Renville	157	1 in 60 miles or 60 mins	0	157	100.0	0	0.0	19.6	21.4
	Rice	308	1 in 60 miles or 60 mins	6	308	100.0	0	0.0	5.7	6.2

Access Detail By County

July 1, 2024

Created by...
Medica

Access Analysis
Nephrology
Eligible / Provider Groups
National Proxy Census (Medica Symphony, Solo, Encore, and Direct MNN020)
Medica Symphony, Solo, Encore, and Direct MNN020 Nephrology (Medica Regional Service Area)

All Eligibles										
State Name	County	Eligible	Provider	Counts	With Access		Without Access		Average Distance	Average Time
		#	Standard	#	#	%	#	%	1	1
Minnesota	Roseau	347	1 in 60 miles or 60 mins	3	347	100.0	0	0.0	10.4	11.3
	Scott	601	1 in 60 miles or 60 mins	3	601	100.0	0	0.0	7.1	7.9
	Sherburne	498	1 in 60 miles or 60 mins	4	498	100.0	0	0.0	6.3	6.9
	Sibley	167	1 in 60 miles or 60 mins	0	167	100.0	0	0.0	15.8	17.2
	St. Louis	919	1 in 60 miles or 60 mins	30	919	100.0	0	0.0	11.5	12.8
	Stearns	798	1 in 60 miles or 60 mins	15	798	100.0	0	0.0	15.7	17.3
	Steele	191	1 in 60 miles or 60 mins	11	191	100.0	0	0.0	6.6	7.1
	Todd	286	1 in 60 miles or 60 mins	0	286	100.0	0	0.0	40.7	44.4
	Traverse	259	1 in 60 miles or 60 mins	0	259	100.0	0	0.0	27.5	30.0
	Washington	1,030	1 in 60 miles or 60 mins	12	1,030	100.0	0	0.0	6.1	7.4
	Wright	743	1 in 60 miles or 60 mins	3	743	100.0	0	0.0	8.7	9.6
	Grand Totals	27,221	1 in 60 miles or 60 mins	658	27,221	100.0	0	0.0	9.9	11.4

Neurology and Neurological Surgery/Medica Symphony, Solo, Encore, and Direct/MNN020

July 1, 2024

Created by...
Medica

Medica Symphony, Solo, Encore, and Direct MNN020 Neurology and Neurological Surgery

849 providers at 316 locations

■ All providers

Neurology and Neurological Surgery

Employee Group

National Proxy Census (Medica Symphony, Solo, Encore, and Direct MNN020)

Provider Group

Medica Symphony, Solo, Encore, and Direct MNN020 Neurology and Neurological Surgery (Medica Regional Service Area)

27,221 eligible locations

◆ With access (27,221)

● Without access (0)

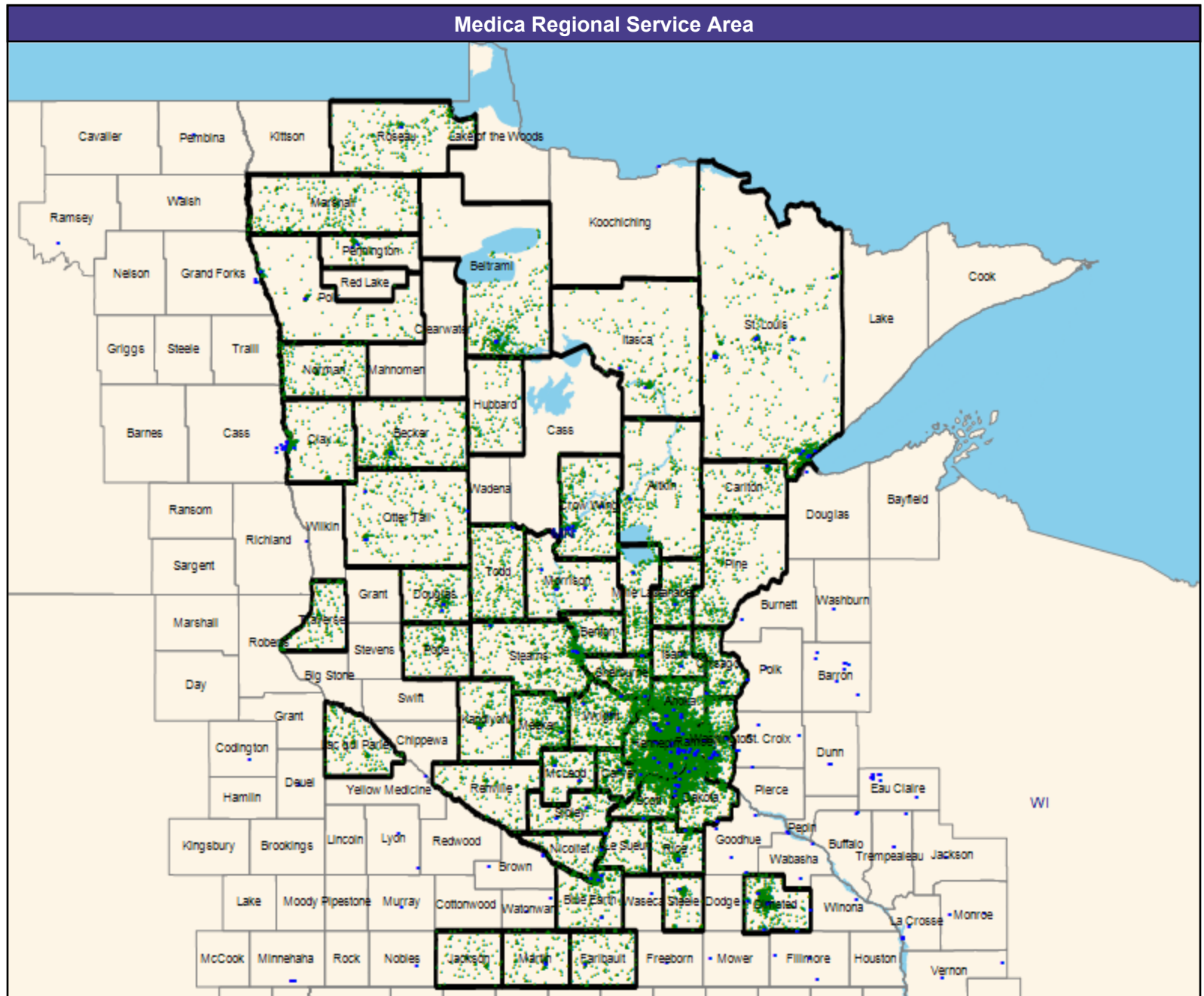
The Access Standard is defined as (National Proxy Census (Medica Symphony, Solo, Encore, and Direct MNN020)) eligibles accessing:

1 (Medica Symphony, Solo, Encore, and Direct MNN020 Neurology and Neurological Surgery (Medica Regional Service Area)) provider in 60 miles or 60 minutes

Service Areas

□ Medica Symphony, Solo, Encore, and Direct MNN020

62.17 miles



Access Detail By County

July 1, 2024

Created by...
Medica

Access Analysis
Neurology and Neurological Surgery

Eligible / Provider Groups
National Proxy Census (Medica Symphony, Solo, Encore, and Direct MNN020)
Medica Symphony, Solo, Encore, and Direct MNN020 Neurology and Neurological Surgery (Medica Regional Service Area)

All Eligibles										
State Name	County	Eligible	Provider	Counts	With Access		Without Access		Average Distance	Average Time
		#	Standard	#	#	%	#	%	1	1
Minnesota	Aitkin	287	1 in 60 miles or 60 mins	1	287	100.0	0	0.0	16.6	18.1
	Anoka	1,740	1 in 60 miles or 60 mins	79	1,740	100.0	0	0.0	4.2	5.3
	Becker	364	1 in 60 miles or 60 mins	2	364	100.0	0	0.0	13.3	14.5
	Beltrami	450	1 in 60 miles or 60 mins	16	450	100.0	0	0.0	13.0	14.2
	Benton	243	1 in 60 miles or 60 mins	0	243	100.0	0	0.0	8.5	9.8
	Blue Earth	347	1 in 60 miles or 60 mins	113	347	100.0	0	0.0	4.9	5.3
	Carlton	180	1 in 60 miles or 60 mins	1	180	100.0	0	0.0	12.2	13.2
	Carver	795	1 in 60 miles or 60 mins	26	795	100.0	0	0.0	5.4	6.0
	Chisago	271	1 in 60 miles or 60 mins	25	271	100.0	0	0.0	8.3	9.0
	Clay	324	1 in 60 miles or 60 mins	1	324	100.0	0	0.0	7.8	8.7
	Crow Wing	348	1 in 60 miles or 60 mins	54	348	100.0	0	0.0	10.0	10.9
	Dakota	1,818	1 in 60 miles or 60 mins	126	1,818	100.0	0	0.0	4.9	5.8
	Douglas	191	1 in 60 miles or 60 mins	3	191	100.0	0	0.0	7.8	8.4
	Faribault	151	1 in 60 miles or 60 mins	5	151	100.0	0	0.0	11.9	13.0
	Hennepin	5,098	1 in 60 miles or 60 mins	721	5,098	100.0	0	0.0	2.9	4.5
	Hubbard	110	1 in 60 miles or 60 mins	0	110	100.0	0	0.0	29.9	32.6
	Isanti	226	1 in 60 miles or 60 mins	6	226	100.0	0	0.0	6.0	6.5
	Itasca	216	1 in 60 miles or 60 mins	15	216	100.0	0	0.0	13.5	14.7
	Jackson	107	1 in 60 miles or 60 mins	0	107	100.0	0	0.0	25.2	27.5
	Kanabec	347	1 in 60 miles or 60 mins	1	347	100.0	0	0.0	6.7	7.3
	Kandiyohi	231	1 in 60 miles or 60 mins	3	231	100.0	0	0.0	8.7	9.4
	Lac qui Parle	265	1 in 60 miles or 60 mins	0	265	100.0	0	0.0	33.0	36.0
	Le Sueur	145	1 in 60 miles or 60 mins	1	145	100.0	0	0.0	8.3	9.0
	Marshall	388	1 in 60 miles or 60 mins	0	388	100.0	0	0.0	26.5	28.8
	Martin	200	1 in 60 miles or 60 mins	9	200	100.0	0	0.0	7.8	8.5
	McLeod	199	1 in 60 miles or 60 mins	26	199	100.0	0	0.0	5.9	6.4
	Meeker	512	1 in 60 miles or 60 mins	3	512	100.0	0	0.0	12.7	13.8
	Mille Lacs	305	1 in 60 miles or 60 mins	1	305	100.0	0	0.0	10.5	11.4
	Morrison	187	1 in 60 miles or 60 mins	6	187	100.0	0	0.0	7.4	8.1
	Nicollet	161	1 in 60 miles or 60 mins	7	161	100.0	0	0.0	4.6	5.0
	Norman	286	1 in 60 miles or 60 mins	0	286	100.0	0	0.0	33.1	36.1
	Olmsted	706	1 in 60 miles or 60 mins	12	706	100.0	0	0.0	3.2	3.6
	Otter Tail	302	1 in 60 miles or 60 mins	21	302	100.0	0	0.0	12.7	13.8
	Pennington	145	1 in 60 miles or 60 mins	3	145	100.0	0	0.0	5.2	5.6
	Pine	298	1 in 60 miles or 60 mins	0	298	100.0	0	0.0	24.2	26.4
	Polk	156	1 in 60 miles or 60 mins	5	156	100.0	0	0.0	17.7	19.3
	Pope	232	1 in 60 miles or 60 mins	0	232	100.0	0	0.0	18.4	20.0
	Ramsey	2,586	1 in 60 miles or 60 mins	221	2,586	100.0	0	0.0	2.3	3.6
	Renville	157	1 in 60 miles or 60 mins	0	157	100.0	0	0.0	21.6	23.5
	Rice	308	1 in 60 miles or 60 mins	14	308	100.0	0	0.0	5.5	5.9

Access Detail By County

July 1, 2024

Created by...
Medica

Access Analysis
Neurology and Neurological Surgery

Eligible / Provider Groups
National Proxy Census (Medica
Symphony, Solo, Encore, and Direct
MNN020)
Medica Symphony, Solo, Encore,
and Direct MNN020 Neurology and
Neurological Surgery (Medica
Regional Service Area)

All Eligibles										
State Name	County	Eligible	Provider	Counts	With Access		Without Access		Average Distance	Average Time
		#	Standard	#	#	%	#	%	1	1
Minnesota	Roseau	347	1 in 60 miles or 60 mins	2	347	100.0	0	0.0	15.5	16.9
	Scott	601	1 in 60 miles or 60 mins	12	601	100.0	0	0.0	7.1	8.0
	Sherburne	498	1 in 60 miles or 60 mins	17	498	100.0	0	0.0	6.6	7.2
	Sibley	167	1 in 60 miles or 60 mins	7	167	100.0	0	0.0	6.9	7.5
	St. Louis	919	1 in 60 miles or 60 mins	86	919	100.0	0	0.0	7.8	8.6
	Stearns	798	1 in 60 miles or 60 mins	42	798	100.0	0	0.0	10.5	12.1
	Steele	191	1 in 60 miles or 60 mins	28	191	100.0	0	0.0	6.5	7.1
	Todd	286	1 in 60 miles or 60 mins	1	286	100.0	0	0.0	14.1	15.3
	Traverse	259	1 in 60 miles or 60 mins	0	259	100.0	0	0.0	36.2	39.5
	Washington	1,030	1 in 60 miles or 60 mins	81	1,030	100.0	0	0.0	4.7	5.7
	Wright	743	1 in 60 miles or 60 mins	8	743	100.0	0	0.0	6.8	7.4
	Grand Totals	27,221	1 in 60 miles or 60 mins	1,811	27,221	100.0	0	0.0	7.8	9.0

Obstetrics and Gynecology Physician, Certified Nurse Midwives, Professional Midwives, and/or OB/GYN

July 1, 2024

Created by...
Medica

Medica Symphony, Solo, Encore, and Direct MNN020 Obstetrics & Gyn Physicians, Midwife

1,476 providers at 622 locations
■ All providers

Obstetrics & Gyn Physicians, Midwife

Employee Group
National Proxy Census (Medica Symphony, Solo, Encore, and Direct MNN020)

Provider Group
Medica Symphony, Solo, Encore, and Direct MNN020 Obstetrics & Gyn Physicians, Midwife (Medica Regional Service Area)

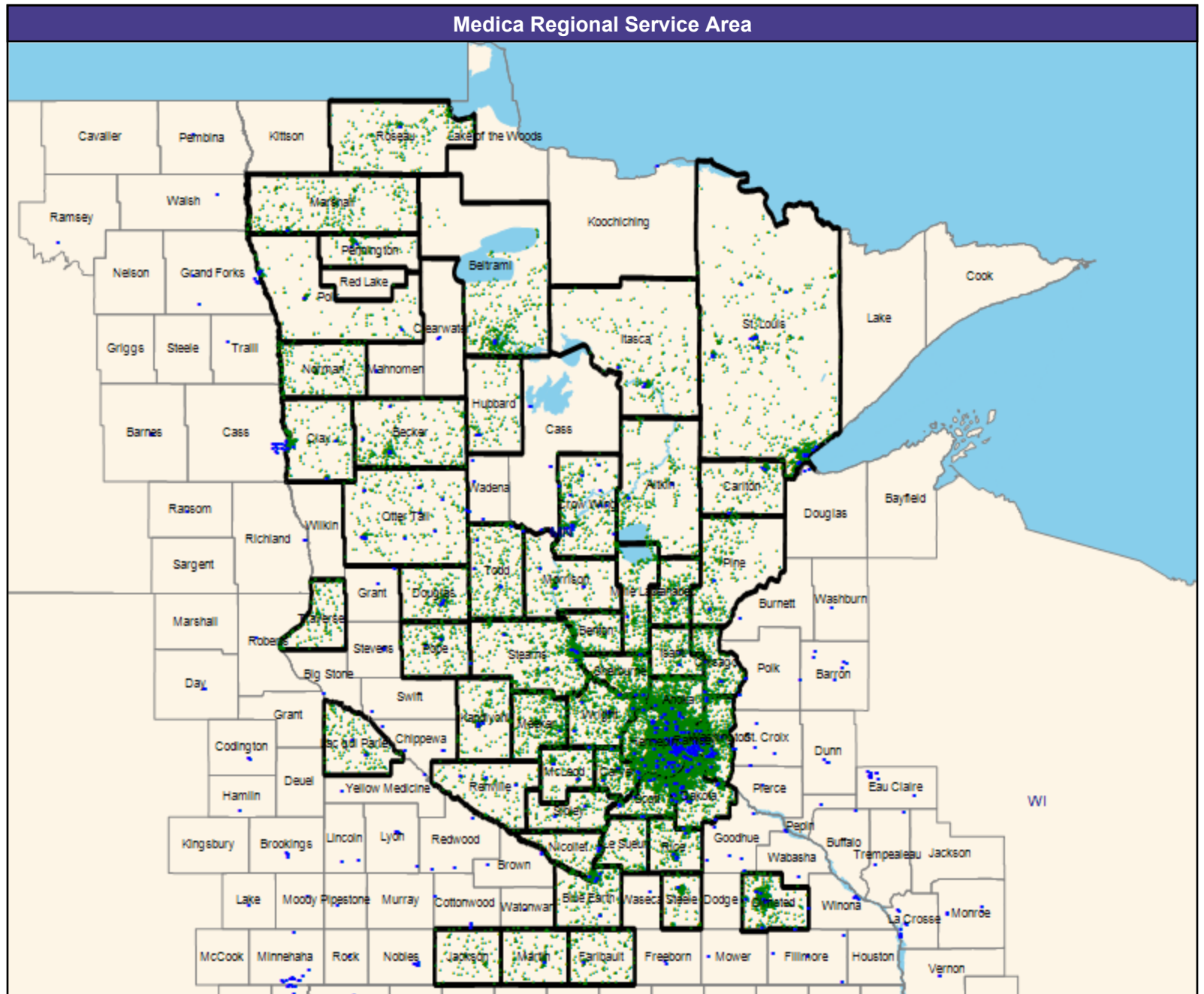
27,221 eligible locations
◆ With access (27,221)
● Without access (0)

The Access Standard is defined as (National Proxy Census (Medica Symphony, Solo, Encore, and Direct MNN020)) eligibles accessing:

1 (Medica Symphony, Solo, Encore, and Direct MNN020 Obstetrics & Gyn Physicians, Midwife (Medica Regional Service Area)) provider in 60 miles or 60 minutes

Service Areas
□ Medica Symphony, Solo, Encore, and Direct MNN020

62.17 miles



Access Detail By County

July 1, 2024

Created by...
Medica

Access Analysis
Obstetrics & Gyn Physicians, Midwife

Eligible / Provider Groups
National Proxy Census (Medica
Symphony, Solo, Encore, and Direct
MNN020)

Medica Symphony, Solo, Encore,
and Direct MNN020 Obstetrics &
Gyn Physicians, Midwife (Medica
Regional Service Area)

		All Eligibles								
State Name	County	Eligible	Provider	Counts	With Access		Without Access		Average Distance	Average Time
		#	Standard	#	#	%	#	%	1	1
Minnesota	Aitkin	287	1 in 60 miles or 60 mins	50	287	100.0	0	0.0	10.9	11.8
	Anoka	1,740	1 in 60 miles or 60 mins	482	1,740	100.0	0	0.0	3.6	4.4
	Becker	364	1 in 60 miles or 60 mins	84	364	100.0	0	0.0	7.8	8.5
	Beltrami	450	1 in 60 miles or 60 mins	127	450	100.0	0	0.0	12.9	14.0
	Benton	243	1 in 60 miles or 60 mins	53	243	100.0	0	0.0	7.0	7.7
	Blue Earth	347	1 in 60 miles or 60 mins	205	347	100.0	0	0.0	5.0	5.4
	Carlton	180	1 in 60 miles or 60 mins	57	180	100.0	0	0.0	6.0	6.6
	Carver	795	1 in 60 miles or 60 mins	264	795	100.0	0	0.0	2.6	2.9
	Chisago	271	1 in 60 miles or 60 mins	219	271	100.0	0	0.0	5.3	5.7
	Clay	324	1 in 60 miles or 60 mins	66	324	100.0	0	0.0	3.9	4.3
	Crow Wing	348	1 in 60 miles or 60 mins	175	348	100.0	0	0.0	4.4	4.8
	Dakota	1,818	1 in 60 miles or 60 mins	938	1,818	100.0	0	0.0	2.6	3.3
	Douglas	191	1 in 60 miles or 60 mins	133	191	100.0	0	0.0	6.3	6.8
	Faribault	151	1 in 60 miles or 60 mins	9	151	100.0	0	0.0	11.9	12.9
	Hennepin	5,098	1 in 60 miles or 60 mins	3,481	5,098	100.0	0	0.0	1.8	2.8
	Hubbard	110	1 in 60 miles or 60 mins	47	110	100.0	0	0.0	10.1	11.0
	Isanti	226	1 in 60 miles or 60 mins	99	226	100.0	0	0.0	5.6	6.1
	Itasca	216	1 in 60 miles or 60 mins	76	216	100.0	0	0.0	13.0	14.2
	Jackson	107	1 in 60 miles or 60 mins	0	107	100.0	0	0.0	16.3	17.7
	Kanabec	347	1 in 60 miles or 60 mins	14	347	100.0	0	0.0	6.3	6.8
	Kandiyohi	231	1 in 60 miles or 60 mins	98	231	100.0	0	0.0	7.0	7.6
	Lac qui Parle	265	1 in 60 miles or 60 mins	12	265	100.0	0	0.0	5.7	6.1
	Le Sueur	145	1 in 60 miles or 60 mins	0	145	100.0	0	0.0	9.0	9.8
	Marshall	388	1 in 60 miles or 60 mins	3	388	100.0	0	0.0	17.4	18.9
	Martin	200	1 in 60 miles or 60 mins	79	200	100.0	0	0.0	8.1	8.8
	McLeod	199	1 in 60 miles or 60 mins	60	199	100.0	0	0.0	4.2	4.5
	Meeker	512	1 in 60 miles or 60 mins	6	512	100.0	0	0.0	11.5	12.5
	Mille Lacs	305	1 in 60 miles or 60 mins	5	305	100.0	0	0.0	9.7	10.5
	Morrison	187	1 in 60 miles or 60 mins	70	187	100.0	0	0.0	6.7	7.3
	Nicollet	161	1 in 60 miles or 60 mins	37	161	100.0	0	0.0	4.3	4.6
	Norman	286	1 in 60 miles or 60 mins	0	286	100.0	0	0.0	22.6	24.6
	Olmsted	706	1 in 60 miles or 60 mins	225	706	100.0	0	0.0	2.9	3.2
	Otter Tail	302	1 in 60 miles or 60 mins	197	302	100.0	0	0.0	5.8	6.2
	Pennington	145	1 in 60 miles or 60 mins	38	145	100.0	0	0.0	5.2	5.6
	Pine	298	1 in 60 miles or 60 mins	17	298	100.0	0	0.0	9.2	10.0
	Polk	156	1 in 60 miles or 60 mins	39	156	100.0	0	0.0	9.0	9.8
	Pope	232	1 in 60 miles or 60 mins	18	232	100.0	0	0.0	5.9	6.4
	Ramsey	2,586	1 in 60 miles or 60 mins	1,669	2,586	100.0	0	0.0	1.3	2.0
	Renville	157	1 in 60 miles or 60 mins	12	157	100.0	0	0.0	6.6	7.1
	Rice	308	1 in 60 miles or 60 mins	129	308	100.0	0	0.0	4.4	4.7

Access Detail By County

July 1, 2024

Created by...
Medica

Access Analysis
Obstetrics & Gyn Physicians, Midwife

Eligible / Provider Groups
National Proxy Census (Medica Symphony, Solo, Encore, and Direct MNN020)
Medica Symphony, Solo, Encore, and Direct MNN020 Obstetrics & Gyn Physicians, Midwife (Medica Regional Service Area)

All Eligibles										
State Name	County	Eligible	Provider	Counts	With Access		Without Access		Average Distance	Average Time
		#	Standard	#	#	%	#	%	1	1
Minnesota	Roseau	347	1 in 60 miles or 60 mins	3	347	100.0	0	0.0	15.5	16.9
	Scott	601	1 in 60 miles or 60 mins	243	601	100.0	0	0.0	3.1	3.5
	Sherburne	498	1 in 60 miles or 60 mins	129	498	100.0	0	0.0	5.9	6.3
	Sibley	167	1 in 60 miles or 60 mins	41	167	100.0	0	0.0	6.7	7.3
	St. Louis	919	1 in 60 miles or 60 mins	434	919	100.0	0	0.0	7.3	8.0
	Stearns	798	1 in 60 miles or 60 mins	277	798	100.0	0	0.0	6.4	7.1
	Steele	191	1 in 60 miles or 60 mins	117	191	100.0	0	0.0	6.5	7.1
	Todd	286	1 in 60 miles or 60 mins	45	286	100.0	0	0.0	7.6	8.3
	Traverse	259	1 in 60 miles or 60 mins	0	259	100.0	0	0.0	26.5	28.9
	Washington	1,030	1 in 60 miles or 60 mins	478	1,030	100.0	0	0.0	3.1	3.7
	Wright	743	1 in 60 miles or 60 mins	242	743	100.0	0	0.0	3.8	4.2
	Grand Totals	27,221	1 in 60 miles or 60 mins	11,302	27,221	100.0	0	0.0	5.2	5.9

Oncology Medical/Surgical/Medica Symphony, Solo, Encore, and Direct/MNN020

July 1, 2024

Created by...
Medica

Medica Symphony, Solo, Encore, and Direct MNN020 Oncology Medical/Surgical

475 providers at 248 locations
■ All providers

Oncology Medical/Surgical

Employee Group

National Proxy Census (Medica Symphony, Solo, Encore, and Direct MNN020)

Provider Group

Medica Symphony, Solo, Encore, and Direct MNN020 Oncology Medical/Surgical (Medica Regional Service Area)

27,221 eligible locations
◆ With access (27,221)
● Without access (0)

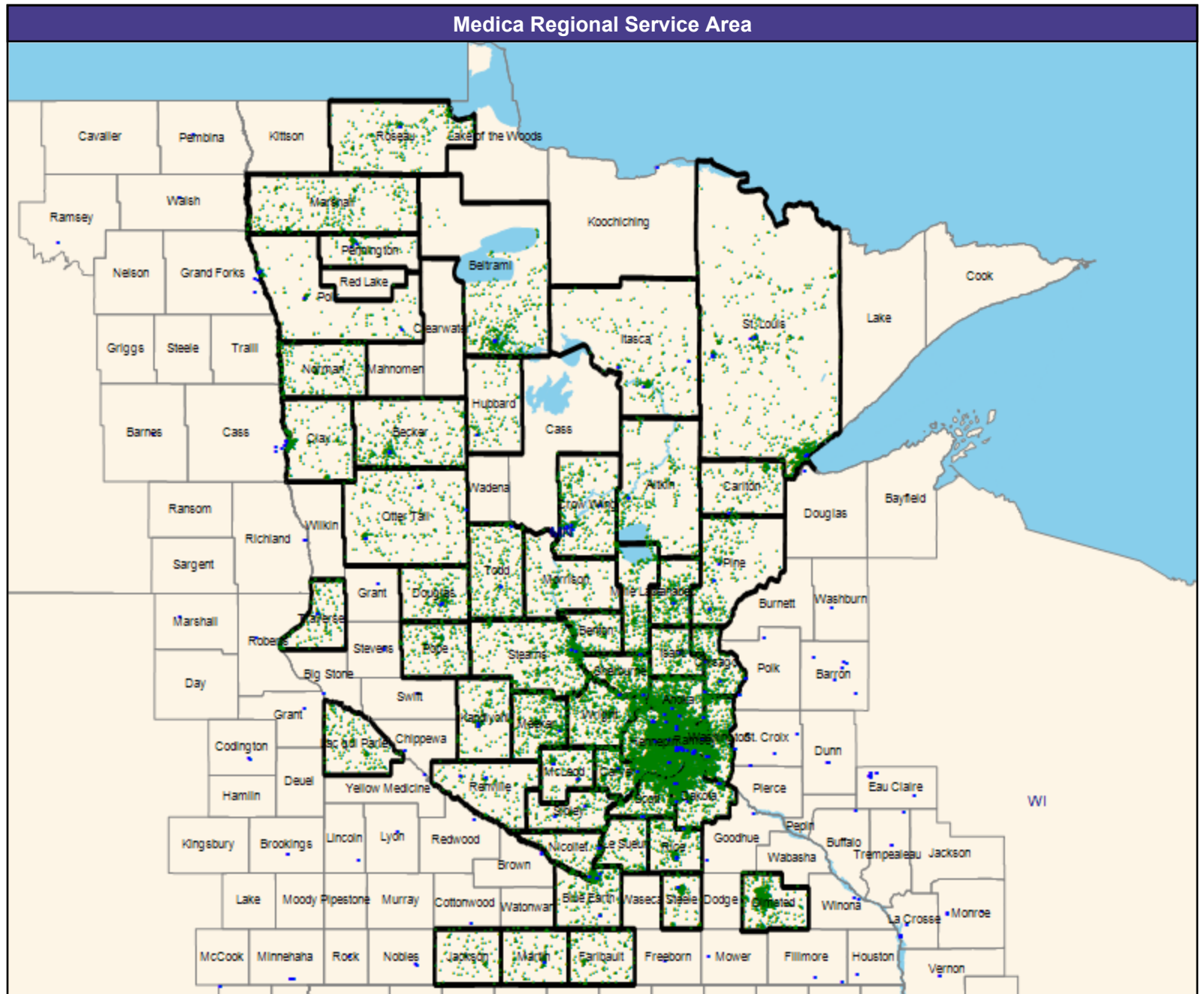
The Access Standard is defined as (National Proxy Census (Medica Symphony, Solo, Encore, and Direct MNN020)) eligibles accessing:

1 (Medica Symphony, Solo, Encore, and Direct MNN020 Oncology Medical/Surgical (Medica Regional Service Area)) provider in 60 miles or 60 minutes

Service Areas

□ Medica Symphony, Solo, Encore, and Direct MNN020

62.17 miles



Access Detail By County

July 1, 2024

Created by...
Medica

Access Analysis
Oncology Medical/Surgical
Eligible / Provider Groups
National Proxy Census (Medica Symphony, Solo, Encore, and Direct MNN020)
Medica Symphony, Solo, Encore, and Direct MNN020 Oncology Medical/Surgical (Medica Regional Service Area)

		All Eligibles								
State Name	County	Eligible	Provider	Counts	With Access		Without Access		Average Distance	Average Time
		#	Standard	#	#	%	#	%	1	1
Minnesota	Aitkin	287	1 in 60 miles or 60 mins	2	287	100.0	0	0.0	16.1	17.5
	Anoka	1,740	1 in 60 miles or 60 mins	210	1,740	100.0	0	0.0	4.4	5.4
	Becker	364	1 in 60 miles or 60 mins	5	364	100.0	0	0.0	10.9	11.9
	Beltrami	450	1 in 60 miles or 60 mins	21	450	100.0	0	0.0	13.0	14.2
	Benton	243	1 in 60 miles or 60 mins	0	243	100.0	0	0.0	8.9	10.4
	Blue Earth	347	1 in 60 miles or 60 mins	14	347	100.0	0	0.0	5.2	5.7
	Carlton	180	1 in 60 miles or 60 mins	1	180	100.0	0	0.0	15.6	16.9
	Carver	795	1 in 60 miles or 60 mins	121	795	100.0	0	0.0	5.5	6.0
	Chisago	271	1 in 60 miles or 60 mins	116	271	100.0	0	0.0	5.4	5.9
	Clay	324	1 in 60 miles or 60 mins	0	324	100.0	0	0.0	9.4	10.8
	Crow Wing	348	1 in 60 miles or 60 mins	19	348	100.0	0	0.0	10.1	11.0
	Dakota	1,818	1 in 60 miles or 60 mins	169	1,818	100.0	0	0.0	5.1	6.6
	Douglas	191	1 in 60 miles or 60 mins	2	191	100.0	0	0.0	7.6	8.2
	Faribault	151	1 in 60 miles or 60 mins	0	151	100.0	0	0.0	19.6	21.3
	Hennepin	5,098	1 in 60 miles or 60 mins	744	5,098	100.0	0	0.0	4.0	6.2
	Hubbard	110	1 in 60 miles or 60 mins	3	110	100.0	0	0.0	12.2	13.3
	Isanti	226	1 in 60 miles or 60 mins	2	226	100.0	0	0.0	6.9	7.5
	Itasca	216	1 in 60 miles or 60 mins	7	216	100.0	0	0.0	12.1	13.1
	Jackson	107	1 in 60 miles or 60 mins	0	107	100.0	0	0.0	17.7	19.3
	Kanabec	347	1 in 60 miles or 60 mins	5	347	100.0	0	0.0	6.4	6.9
	Kandiyohi	231	1 in 60 miles or 60 mins	19	231	100.0	0	0.0	8.1	8.8
	Lac qui Parle	265	1 in 60 miles or 60 mins	0	265	100.0	0	0.0	20.8	22.6
	Le Sueur	145	1 in 60 miles or 60 mins	0	145	100.0	0	0.0	10.0	10.9
	Marshall	388	1 in 60 miles or 60 mins	0	388	100.0	0	0.0	26.5	28.8
	Martin	200	1 in 60 miles or 60 mins	8	200	100.0	0	0.0	8.7	9.5
	McLeod	199	1 in 60 miles or 60 mins	8	199	100.0	0	0.0	5.8	6.3
	Meeker	512	1 in 60 miles or 60 mins	3	512	100.0	0	0.0	13.0	14.1
	Mille Lacs	305	1 in 60 miles or 60 mins	0	305	100.0	0	0.0	15.9	17.4
	Morrison	187	1 in 60 miles or 60 mins	0	187	100.0	0	0.0	22.1	24.5
	Nicollet	161	1 in 60 miles or 60 mins	3	161	100.0	0	0.0	4.5	4.9
	Norman	286	1 in 60 miles or 60 mins	0	286	100.0	0	0.0	31.8	34.6
	Olmsted	706	1 in 60 miles or 60 mins	0	706	100.0	0	0.0	35.4	39.7
	Otter Tail	302	1 in 60 miles or 60 mins	19	302	100.0	0	0.0	11.2	12.2
	Pennington	145	1 in 60 miles or 60 mins	6	145	100.0	0	0.0	5.2	5.6
	Pine	298	1 in 60 miles or 60 mins	7	298	100.0	0	0.0	7.6	8.3
	Polk	156	1 in 60 miles or 60 mins	9	156	100.0	0	0.0	9.4	10.2
	Pope	232	1 in 60 miles or 60 mins	0	232	100.0	0	0.0	16.8	18.2
	Ramsey	2,586	1 in 60 miles or 60 mins	291	2,586	100.0	0	0.0	2.9	4.8
	Renville	157	1 in 60 miles or 60 mins	7	157	100.0	0	0.0	9.1	9.9
	Rice	308	1 in 60 miles or 60 mins	24	308	100.0	0	0.0	5.3	5.7

Access Detail By County

July 1, 2024

Created by...
Medica

Access Analysis
Oncology Medical/Surgical

Eligible / Provider Groups
National Proxy Census (Medica Symphony, Solo, Encore, and Direct MNN020)
Medica Symphony, Solo, Encore, and Direct MNN020 Oncology Medical/Surgical (Medica Regional Service Area)

All Eligibles										
State Name	County	Eligible	Provider	Counts	With Access		Without Access		Average Distance	Average Time
		#	Standard	#	#	%	#	%	1	1
Minnesota	Roseau	347	1 in 60 miles or 60 mins	3	347	100.0	0	0.0	15.5	16.9
	Scott	601	1 in 60 miles or 60 mins	6	601	100.0	0	0.0	7.7	8.8
	Sherburne	498	1 in 60 miles or 60 mins	96	498	100.0	0	0.0	6.6	7.3
	Sibley	167	1 in 60 miles or 60 mins	6	167	100.0	0	0.0	7.5	8.2
	St. Louis	919	1 in 60 miles or 60 mins	51	919	100.0	0	0.0	12.0	13.6
	Stearns	798	1 in 60 miles or 60 mins	22	798	100.0	0	0.0	13.2	15.1
	Steele	191	1 in 60 miles or 60 mins	4	191	100.0	0	0.0	6.6	7.1
	Todd	286	1 in 60 miles or 60 mins	3	286	100.0	0	0.0	10.3	11.2
	Traverse	259	1 in 60 miles or 60 mins	1	259	100.0	0	0.0	7.6	8.2
	Washington	1,030	1 in 60 miles or 60 mins	73	1,030	100.0	0	0.0	6.0	7.1
	Wright	743	1 in 60 miles or 60 mins	15	743	100.0	0	0.0	10.6	11.7
	Grand Totals	27,221	1 in 60 miles or 60 mins	2,125	27,221	100.0	0	0.0	8.7	10.2

Oncology Radiation/Medica Symphony, Solo, Encore, and Direct/MNN020

July 1, 2024

Created by...
Medica

Medica Symphony, Solo, Encore, and Direct MNN020 Oncology Radiation

144 providers at 92 locations

■ All providers

Oncology Radiation

Employee Group

National Proxy Census (Medica Symphony, Solo, Encore, and Direct MNN020)

Provider Group

Medica Symphony, Solo, Encore, and Direct MNN020 Oncology Radiation (Medica Regional Service Area)

27,221 eligible locations

◆ With access (26,680)

● Without access (541)

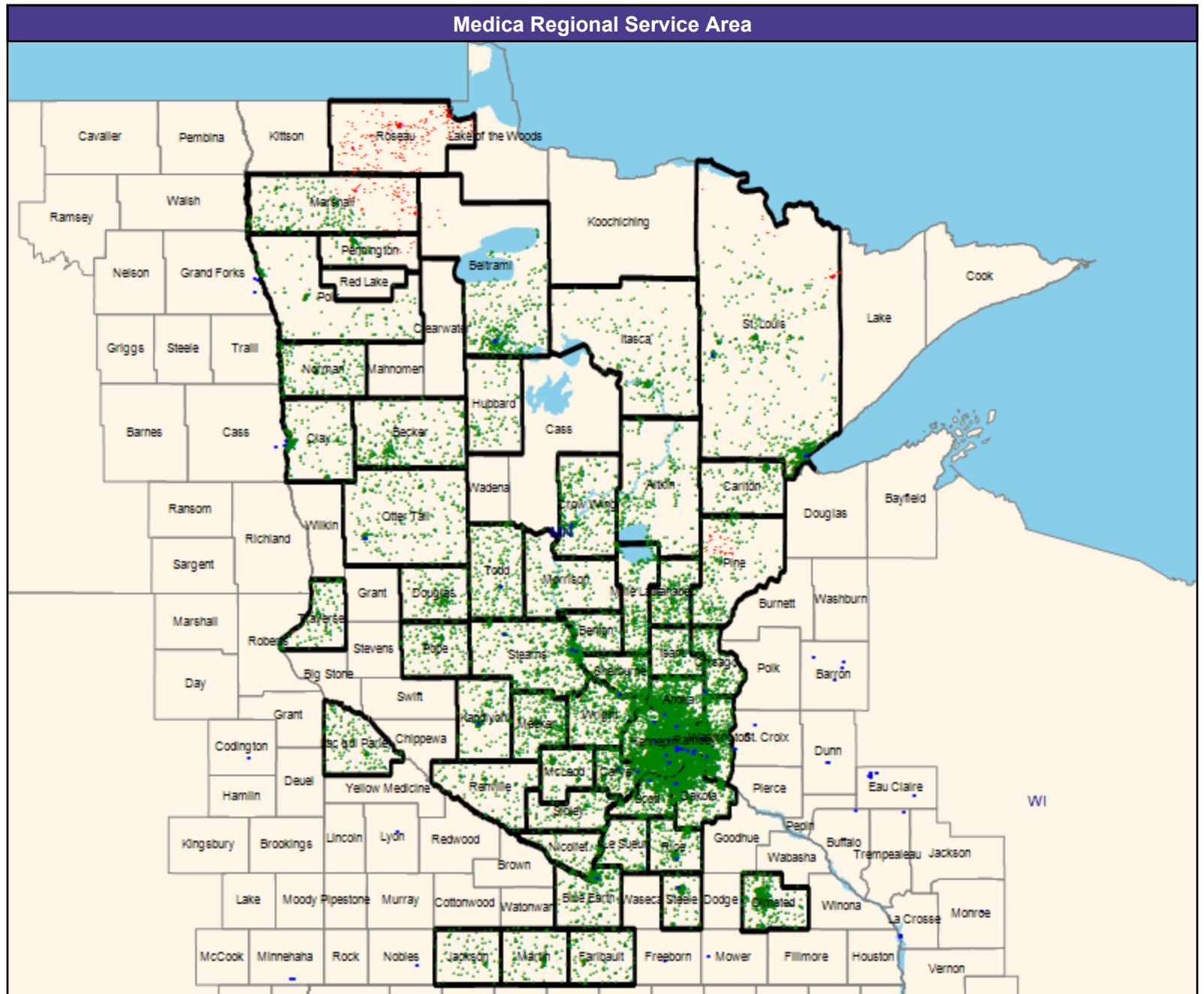
The Access Standard is defined as (National Proxy Census (Medica Symphony, Solo, Encore, and Direct MNN020)) eligibles accessing:

1 (Medica Symphony, Solo, Encore, and Direct MNN020 Oncology Radiation (Medica Regional Service Area)) provider in 60 miles or 60 minutes

Service Areas

□ Medica Symphony, Solo, Encore, and Direct MNN020

62.17 miles



Access Detail By County

July 1, 2024

Created by...
Medica

Access Analysis
Oncology Radiation
Eligible / Provider Groups
National Proxy Census (Medica
Symphony, Solo, Encore, and Direct
MNN020)
Medica Symphony, Solo, Encore,
and Direct MNN020 Oncology
Radiation (Medica Regional Service
Area)

		All Eligibles								
State Name	County	Eligible	Provider	Counts	With Access		Without Access		Average Distance	Average Time
		#	Standard	#	#	%	#	%	1	1
Minnesota	Aitkin	287	1 in 60 miles or 60 mins	0	287	100.0	0	0.0	40.4	44.2
	Anoka	1,740	1 in 60 miles or 60 mins	38	1,740	100.0	0	0.0	6.6	8.7
	Becker	364	1 in 60 miles or 60 mins	0	364	100.0	0	0.0	43.9	47.9
	Beltrami	450	1 in 60 miles or 60 mins	10	446	99.1	4	0.9	13.4	14.5
	Benton	243	1 in 60 miles or 60 mins	0	243	100.0	0	0.0	9.3	11.1
	Blue Earth	347	1 in 60 miles or 60 mins	14	347	100.0	0	0.0	8.0	8.7
	Carlton	180	1 in 60 miles or 60 mins	0	180	100.0	0	0.0	29.6	36.2
	Carver	795	1 in 60 miles or 60 mins	22	795	100.0	0	0.0	5.5	6.1
	Chisago	271	1 in 60 miles or 60 mins	7	271	100.0	0	0.0	14.9	16.2
	Clay	324	1 in 60 miles or 60 mins	0	324	100.0	0	0.0	9.9	11.3
	Crow Wing	348	1 in 60 miles or 60 mins	18	348	100.0	0	0.0	14.4	15.6
	Dakota	1,818	1 in 60 miles or 60 mins	19	1,818	100.0	0	0.0	7.8	9.9
	Douglas	191	1 in 60 miles or 60 mins	0	191	100.0	0	0.0	29.3	31.9
	Faribault	151	1 in 60 miles or 60 mins	0	151	100.0	0	0.0	30.5	33.2
	Hennepin	5,098	1 in 60 miles or 60 mins	111	5,098	100.0	0	0.0	4.0	6.1
	Hubbard	110	1 in 60 miles or 60 mins	0	110	100.0	0	0.0	33.1	36.0
	Isanti	226	1 in 60 miles or 60 mins	0	226	100.0	0	0.0	24.8	27.7
	Itasca	216	1 in 60 miles or 60 mins	0	216	100.0	0	0.0	35.1	38.2
	Jackson	107	1 in 60 miles or 60 mins	0	107	100.0	0	0.0	27.8	30.3
	Kanabec	347	1 in 60 miles or 60 mins	0	347	100.0	0	0.0	45.3	49.4
	Kandiyohi	231	1 in 60 miles or 60 mins	6	231	100.0	0	0.0	8.4	9.1
	Lac qui Parle	265	1 in 60 miles or 60 mins	0	265	100.0	0	0.0	43.1	47.0
	Le Sueur	145	1 in 60 miles or 60 mins	0	145	100.0	0	0.0	20.2	22.0
	Marshall	388	1 in 60 miles or 60 mins	0	292	75.3	96	24.7	48.1	52.4
	Martin	200	1 in 60 miles or 60 mins	0	200	100.0	0	0.0	48.3	52.7
	McLeod	199	1 in 60 miles or 60 mins	0	199	100.0	0	0.0	25.4	27.7
	Meeker	512	1 in 60 miles or 60 mins	0	512	100.0	0	0.0	28.6	31.6
	Mille Lacs	305	1 in 60 miles or 60 mins	0	305	100.0	0	0.0	34.0	37.4
	Morrison	187	1 in 60 miles or 60 mins	0	187	100.0	0	0.0	23.7	26.4
	Nicollet	161	1 in 60 miles or 60 mins	0	161	100.0	0	0.0	14.1	15.4
	Norman	286	1 in 60 miles or 60 mins	0	286	100.0	0	0.0	37.4	40.7
	Olmsted	706	1 in 60 miles or 60 mins	0	706	100.0	0	0.0	39.7	44.5
	Otter Tail	302	1 in 60 miles or 60 mins	15	302	100.0	0	0.0	24.0	26.1
	Pennington	145	1 in 60 miles or 60 mins	0	133	91.7	12	8.3	49.1	53.5
	Pine	298	1 in 60 miles or 60 mins	0	261	87.6	37	12.4	47.6	53.2
	Polk	156	1 in 60 miles or 60 mins	0	156	100.0	0	0.0	28.8	31.3
	Pope	232	1 in 60 miles or 60 mins	0	232	100.0	0	0.0	32.0	34.8
	Ramsey	2,586	1 in 60 miles or 60 mins	48	2,586	100.0	0	0.0	3.1	5.0
	Renville	157	1 in 60 miles or 60 mins	0	157	100.0	0	0.0	33.7	36.7
	Rice	308	1 in 60 miles or 60 mins	3	308	100.0	0	0.0	10.0	10.8

Access Detail By County

July 1, 2024

Created by...
Medica

- Access Analysis
 - Oncology Radiation
- Eligible / Provider Groups
 - National Proxy Census (Medica Symphony, Solo, Encore, and Direct MNN020)
 - Medica Symphony, Solo, Encore, and Direct MNN020 Oncology Radiation (Medica Regional Service Area)

All Eligibles										
State Name	County	Eligible	Provider	Counts	With Access		Without Access		Average Distance	Average Time
		#	Standard	#	#	%	#	%	1	1
Minnesota	Roseau	347	1 in 60 miles or 60 mins	0	0	0.0	347	100.0	92.6	101.0
	Scott	601	1 in 60 miles or 60 mins	17	601	100.0	0	0.0	7.8	8.9
	Sherburne	498	1 in 60 miles or 60 mins	0	498	100.0	0	0.0	12.0	13.2
	Sibley	167	1 in 60 miles or 60 mins	0	167	100.0	0	0.0	31.0	33.8
	St. Louis	919	1 in 60 miles or 60 mins	25	876	95.3	43	4.7	17.8	20.1
	Stearns	798	1 in 60 miles or 60 mins	32	798	100.0	0	0.0	10.1	11.7
	Steele	191	1 in 60 miles or 60 mins	3	191	100.0	0	0.0	6.6	7.1
	Todd	286	1 in 60 miles or 60 mins	1	286	100.0	0	0.0	15.3	16.6
	Traverse	259	1 in 60 miles or 60 mins	0	257	99.2	2	0.8	45.7	49.8
	Washington	1,030	1 in 60 miles or 60 mins	3	1,030	100.0	0	0.0	6.9	8.3
	Wright	743	1 in 60 miles or 60 mins	11	743	100.0	0	0.0	13.5	14.8
Grand Totals		27,221	1 in 60 miles or 60 mins	403	26,680	98.0	541	2.0	16.0	18.3

© 2024 Quest Analytics, LLC.

Ophthalmology/Medica Symphony, Solo, Encore, and Direct/MNN020

July 1, 2024

Created by...
Medica

Medica Symphony, Solo, Encore, and Direct MNN020 Ophthalmology

371 providers at 306 locations

- All providers

Ophthalmology

Employee Group

National Proxy Census (Medica Symphony, Solo, Encore, and Direct MNN020)

Provider Group

Medica Symphony, Solo, Encore, and Direct MNN020 Ophthalmology (Medica Regional Service Area)

27,221 eligible locations

- ◆ With access (27,221)
- Without access (0)

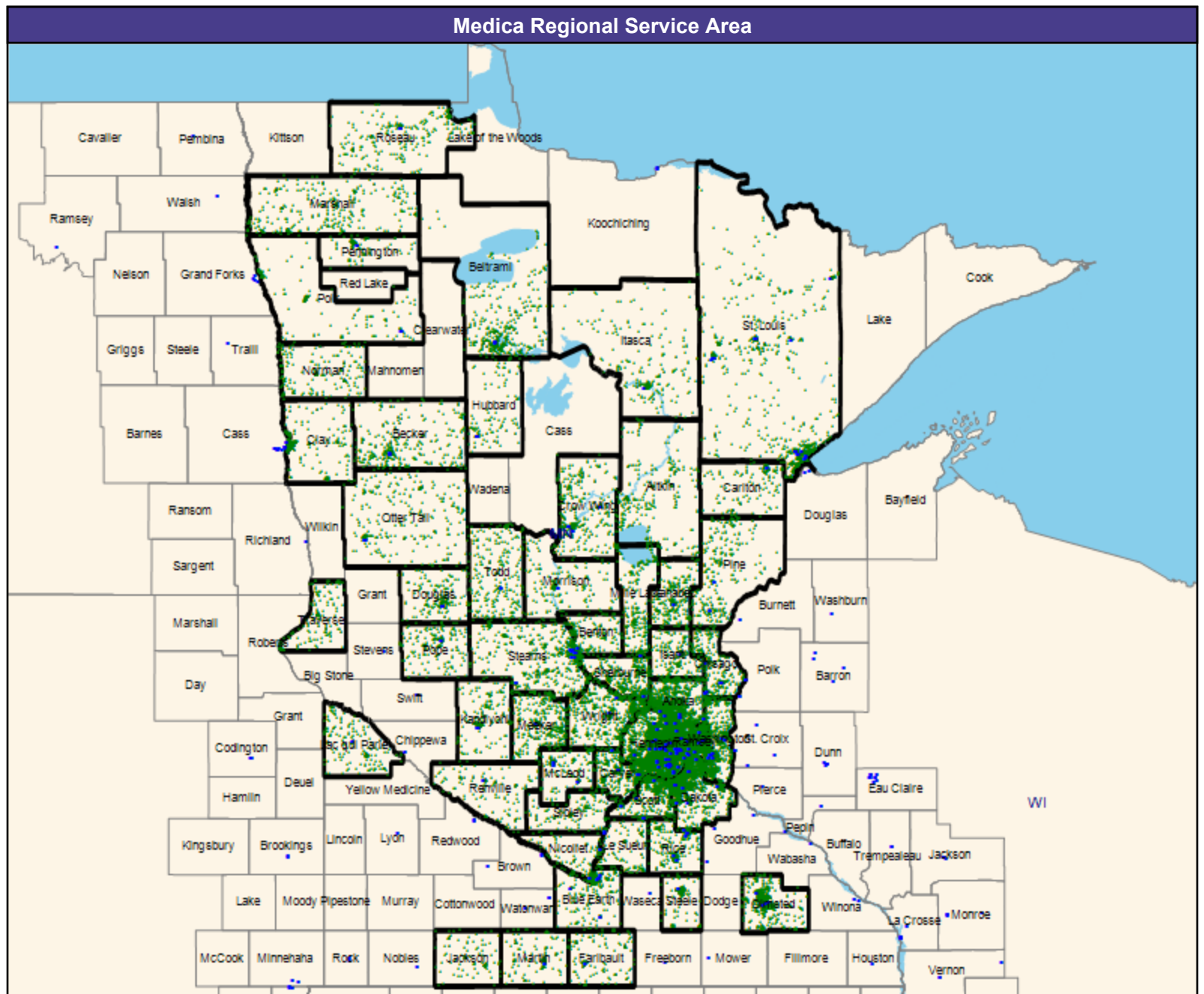
The Access Standard is defined as (National Proxy Census (Medica Symphony, Solo, Encore, and Direct MNN020)) eligibles accessing:

1 (Medica Symphony, Solo, Encore, and Direct MNN020 Ophthalmology (Medica Regional Service Area)) provider in 60 miles or 60 minutes

Service Areas

- Medica Symphony, Solo, Encore, and Direct MNN020

62.17 miles



Access Detail By County

July 1, 2024

Created by...
Medica

Access Analysis
Ophthalmology
Eligible / Provider Groups
National Proxy Census (Medica
Symphony, Solo, Encore, and Direct
MNN020)
Medica Symphony, Solo, Encore,
and Direct MNN020 Ophthalmology
(Medica Regional Service Area)

		All Eligibles								
State Name	County	Eligible	Provider	Counts	With Access		Without Access		Average Distance	Average Time
		#	Standard	#	#	%	#	%	1	1
Minnesota	Aitkin	287	1 in 60 miles or 60 mins	0	287	100.0	0	0.0	23.9	26.0
	Anoka	1,740	1 in 60 miles or 60 mins	87	1,740	100.0	0	0.0	4.3	5.4
	Becker	364	1 in 60 miles or 60 mins	3	364	100.0	0	0.0	11.0	11.9
	Beltrami	450	1 in 60 miles or 60 mins	13	450	100.0	0	0.0	13.0	14.2
	Benton	243	1 in 60 miles or 60 mins	2	243	100.0	0	0.0	7.9	8.7
	Blue Earth	347	1 in 60 miles or 60 mins	32	347	100.0	0	0.0	4.1	4.4
	Carlton	180	1 in 60 miles or 60 mins	1	180	100.0	0	0.0	11.6	12.6
	Carver	795	1 in 60 miles or 60 mins	13	795	100.0	0	0.0	4.4	4.9
	Chisago	271	1 in 60 miles or 60 mins	11	271	100.0	0	0.0	5.3	5.7
	Clay	324	1 in 60 miles or 60 mins	0	324	100.0	0	0.0	9.5	10.8
	Crow Wing	348	1 in 60 miles or 60 mins	10	348	100.0	0	0.0	10.4	11.3
	Dakota	1,818	1 in 60 miles or 60 mins	34	1,818	100.0	0	0.0	3.3	4.2
	Douglas	191	1 in 60 miles or 60 mins	7	191	100.0	0	0.0	8.4	9.1
	Faribault	151	1 in 60 miles or 60 mins	1	151	100.0	0	0.0	12.0	13.0
	Hennepin	5,098	1 in 60 miles or 60 mins	356	5,098	100.0	0	0.0	2.3	3.6
	Hubbard	110	1 in 60 miles or 60 mins	7	110	100.0	0	0.0	12.0	13.0
	Isanti	226	1 in 60 miles or 60 mins	2	226	100.0	0	0.0	6.9	7.5
	Itasca	216	1 in 60 miles or 60 mins	1	216	100.0	0	0.0	16.5	18.0
	Jackson	107	1 in 60 miles or 60 mins	0	107	100.0	0	0.0	25.0	27.3
	Kanabec	347	1 in 60 miles or 60 mins	4	347	100.0	0	0.0	6.4	7.0
	Kandiyohi	231	1 in 60 miles or 60 mins	3	231	100.0	0	0.0	7.5	8.1
	Lac qui Parle	265	1 in 60 miles or 60 mins	1	265	100.0	0	0.0	9.3	10.1
	Le Sueur	145	1 in 60 miles or 60 mins	7	145	100.0	0	0.0	8.1	8.8
	Marshall	388	1 in 60 miles or 60 mins	0	388	100.0	0	0.0	26.1	28.4
	Martin	200	1 in 60 miles or 60 mins	7	200	100.0	0	0.0	8.2	8.9
	McLeod	199	1 in 60 miles or 60 mins	7	199	100.0	0	0.0	5.3	5.7
	Meeker	512	1 in 60 miles or 60 mins	1	512	100.0	0	0.0	8.6	9.4
	Mille Lacs	305	1 in 60 miles or 60 mins	0	305	100.0	0	0.0	16.1	17.6
	Morrison	187	1 in 60 miles or 60 mins	1	187	100.0	0	0.0	11.9	12.9
	Nicollet	161	1 in 60 miles or 60 mins	6	161	100.0	0	0.0	4.7	5.1
	Norman	286	1 in 60 miles or 60 mins	0	286	100.0	0	0.0	32.3	35.2
	Olmsted	706	1 in 60 miles or 60 mins	5	706	100.0	0	0.0	4.8	5.4
	Otter Tail	302	1 in 60 miles or 60 mins	5	302	100.0	0	0.0	18.7	20.4
	Pennington	145	1 in 60 miles or 60 mins	3	145	100.0	0	0.0	5.4	5.9
	Pine	298	1 in 60 miles or 60 mins	2	298	100.0	0	0.0	12.9	14.0
	Polk	156	1 in 60 miles or 60 mins	2	156	100.0	0	0.0	16.3	17.8
	Pope	232	1 in 60 miles or 60 mins	2	232	100.0	0	0.0	7.8	8.5
	Ramsey	2,586	1 in 60 miles or 60 mins	93	2,586	100.0	0	0.0	2.2	3.5
	Renville	157	1 in 60 miles or 60 mins	1	157	100.0	0	0.0	11.2	12.2
	Rice	308	1 in 60 miles or 60 mins	15	308	100.0	0	0.0	4.2	4.5

Access Detail By County

July 1, 2024

Created by...
Medica

- Access Analysis
Ophthalmology
- Eligible / Provider Groups
- National Proxy Census (Medica Symphony, Solo, Encore, and Direct MNN020)
 - Medica Symphony, Solo, Encore, and Direct MNN020 Ophthalmology (Medica Regional Service Area)

All Eligibles										
State Name	County	Eligible	Provider	Counts	With Access		Without Access		Average Distance	Average Time
		#	Standard	#	#	%	#	%	1	1
Minnesota	Roseau	347	1 in 60 miles or 60 mins	2	347	100.0	0	0.0	15.5	16.9
	Scott	601	1 in 60 miles or 60 mins	11	601	100.0	0	0.0	4.3	4.8
	Sherburne	498	1 in 60 miles or 60 mins	11	498	100.0	0	0.0	6.7	7.2
	Sibley	167	1 in 60 miles or 60 mins	0	167	100.0	0	0.0	13.5	14.7
	St. Louis	919	1 in 60 miles or 60 mins	58	919	100.0	0	0.0	8.1	9.0
	Stearns	798	1 in 60 miles or 60 mins	33	798	100.0	0	0.0	9.2	10.1
	Steele	191	1 in 60 miles or 60 mins	7	191	100.0	0	0.0	6.5	7.1
	Todd	286	1 in 60 miles or 60 mins	2	286	100.0	0	0.0	15.3	16.7
	Traverse	259	1 in 60 miles or 60 mins	0	259	100.0	0	0.0	33.5	36.5
	Washington	1,030	1 in 60 miles or 60 mins	112	1,030	100.0	0	0.0	3.9	4.7
Wright	743	1 in 60 miles or 60 mins	12	743	100.0	0	0.0	8.4	9.2	
Grand Totals		27,221	1 in 60 miles or 60 mins	993	27,221	100.0	0	0.0	7.1	8.2

Orthopedic Surgery/Medica Symphony, Solo, Encore, and Direct/MNN020

July 1, 2024

Created by...
Medica

Medica Symphony, Solo, Encore, and Direct MNN020 Orthopedic Surgery

1,271 providers at 479 locations

- All providers

Orthopedic Surgery

Employee Group

National Proxy Census (Medica Symphony, Solo, Encore, and Direct MNN020)

Provider Group

Medica Symphony, Solo, Encore, and Direct MNN020 Orthopedic Surgery (Medica Regional Service Area)

27,221 eligible locations

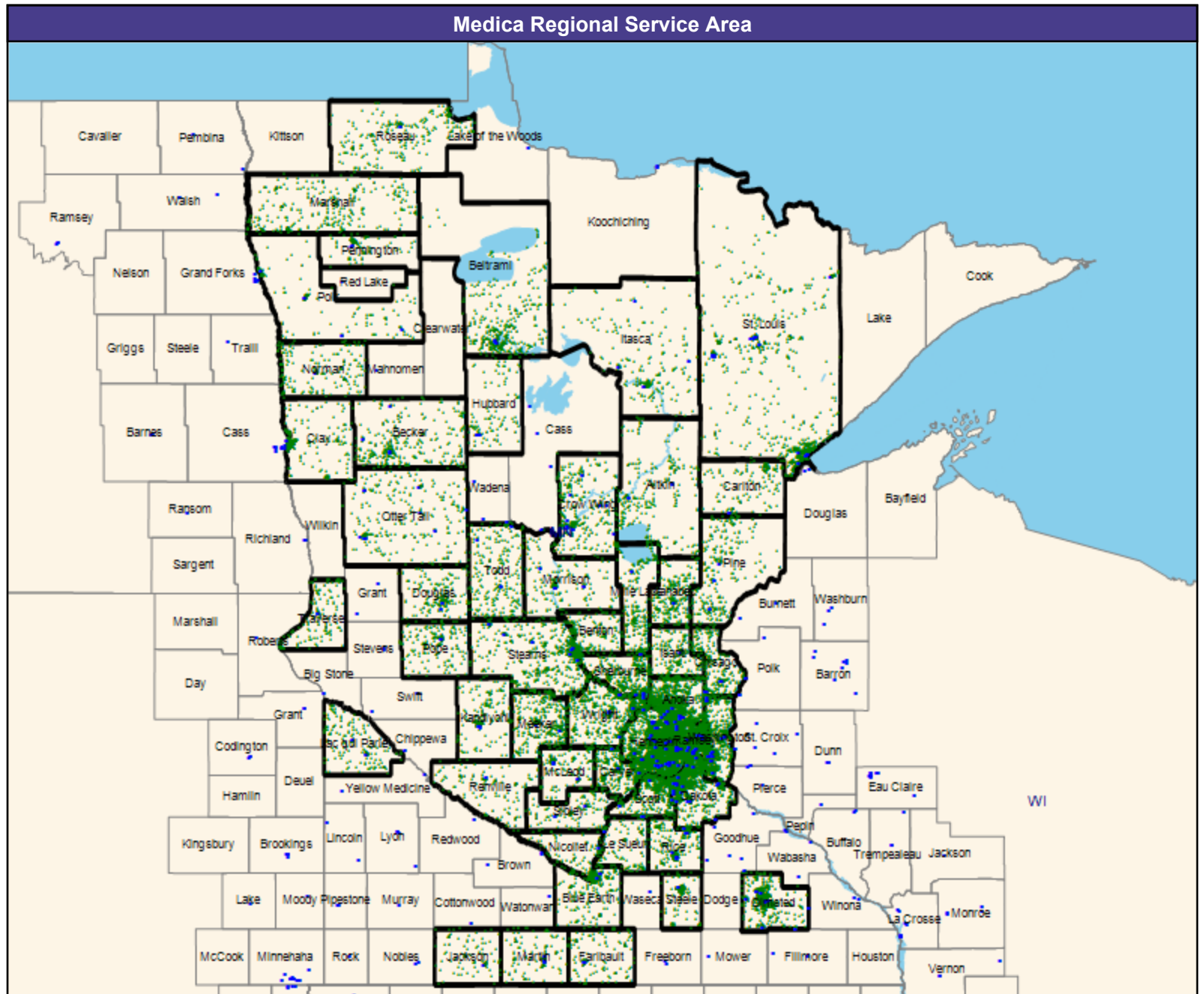
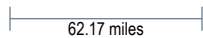
- ◆ With access (27,221)
- Without access (0)

The Access Standard is defined as (National Proxy Census (Medica Symphony, Solo, Encore, and Direct MNN020)) eligibles accessing:

1 (Medica Symphony, Solo, Encore, and Direct MNN020 Orthopedic Surgery (Medica Regional Service Area)) provider in 60 miles or 60 minutes

Service Areas

- Medica Symphony, Solo, Encore, and Direct MNN020



Access Detail By County

July 1, 2024

Created by...
Medica

Access Analysis
Orthopedic Surgery

Eligible / Provider Groups
National Proxy Census (Medica Symphony, Solo, Encore, and Direct MNN020)
Medica Symphony, Solo, Encore, and Direct MNN020 Orthopedic Surgery (Medica Regional Service Area)

		All Eligibles								
State Name	County	Eligible	Provider	Counts	With Access		Without Access		Average Distance	Average Time
		#	Standard	#	#	%	#	%	1	1
Minnesota	Aitkin	287	1 in 60 miles or 60 mins	18	287	100.0	0	0.0	10.7	11.7
	Anoka	1,740	1 in 60 miles or 60 mins	235	1,740	100.0	0	0.0	4.2	5.1
	Becker	364	1 in 60 miles or 60 mins	18	364	100.0	0	0.0	8.4	9.1
	Beltrami	450	1 in 60 miles or 60 mins	25	450	100.0	0	0.0	12.5	13.6
	Benton	243	1 in 60 miles or 60 mins	0	243	100.0	0	0.0	9.0	9.8
	Blue Earth	347	1 in 60 miles or 60 mins	50	347	100.0	0	0.0	6.7	7.3
	Carlton	180	1 in 60 miles or 60 mins	7	180	100.0	0	0.0	14.4	16.4
	Carver	795	1 in 60 miles or 60 mins	77	795	100.0	0	0.0	4.3	4.7
	Chisago	271	1 in 60 miles or 60 mins	42	271	100.0	0	0.0	7.6	8.2
	Clay	324	1 in 60 miles or 60 mins	0	324	100.0	0	0.0	7.0	8.0
	Crow Wing	348	1 in 60 miles or 60 mins	57	348	100.0	0	0.0	5.2	5.6
	Dakota	1,818	1 in 60 miles or 60 mins	493	1,818	100.0	0	0.0	2.8	3.5
	Douglas	191	1 in 60 miles or 60 mins	17	191	100.0	0	0.0	7.3	8.0
	Faribault	151	1 in 60 miles or 60 mins	3	151	100.0	0	0.0	12.9	14.0
	Hennepin	5,098	1 in 60 miles or 60 mins	1,025	5,098	100.0	0	0.0	2.3	3.6
	Hubbard	110	1 in 60 miles or 60 mins	14	110	100.0	0	0.0	9.8	10.7
	Isanti	226	1 in 60 miles or 60 mins	18	226	100.0	0	0.0	7.4	8.0
	Itasca	216	1 in 60 miles or 60 mins	22	216	100.0	0	0.0	9.9	10.7
	Jackson	107	1 in 60 miles or 60 mins	1	107	100.0	0	0.0	8.7	9.5
	Kanabec	347	1 in 60 miles or 60 mins	15	347	100.0	0	0.0	6.2	6.8
	Kandiyohi	231	1 in 60 miles or 60 mins	10	231	100.0	0	0.0	8.4	9.1
	Lac qui Parle	265	1 in 60 miles or 60 mins	5	265	100.0	0	0.0	5.8	6.2
	Le Sueur	145	1 in 60 miles or 60 mins	1	145	100.0	0	0.0	8.2	8.9
	Marshall	388	1 in 60 miles or 60 mins	0	388	100.0	0	0.0	24.7	26.9
	Martin	200	1 in 60 miles or 60 mins	15	200	100.0	0	0.0	7.5	8.1
	McLeod	199	1 in 60 miles or 60 mins	26	199	100.0	0	0.0	5.3	5.8
	Meeker	512	1 in 60 miles or 60 mins	7	512	100.0	0	0.0	7.1	7.7
	Mille Lacs	305	1 in 60 miles or 60 mins	5	305	100.0	0	0.0	10.1	11.0
	Morrison	187	1 in 60 miles or 60 mins	40	187	100.0	0	0.0	6.9	7.5
	Nicollet	161	1 in 60 miles or 60 mins	24	161	100.0	0	0.0	5.5	6.0
	Norman	286	1 in 60 miles or 60 mins	1	286	100.0	0	0.0	11.4	12.4
	Olmsted	706	1 in 60 miles or 60 mins	20	706	100.0	0	0.0	3.0	3.3
	Otter Tail	302	1 in 60 miles or 60 mins	44	302	100.0	0	0.0	7.1	7.7
	Pennington	145	1 in 60 miles or 60 mins	14	145	100.0	0	0.0	5.5	6.0
	Pine	298	1 in 60 miles or 60 mins	14	298	100.0	0	0.0	7.3	7.9
	Polk	156	1 in 60 miles or 60 mins	25	156	100.0	0	0.0	7.4	8.1
	Pope	232	1 in 60 miles or 60 mins	2	232	100.0	0	0.0	7.8	8.4
	Ramsey	2,586	1 in 60 miles or 60 mins	327	2,586	100.0	0	0.0	2.3	3.7
	Renville	157	1 in 60 miles or 60 mins	3	157	100.0	0	0.0	10.5	11.4
	Rice	308	1 in 60 miles or 60 mins	30	308	100.0	0	0.0	4.3	4.6

Access Detail By County

July 1, 2024

Created by...
Medica

Access Analysis
Orthopedic Surgery

Eligible / Provider Groups
National Proxy Census (Medica Symphony, Solo, Encore, and Direct MNN020)
Medica Symphony, Solo, Encore, and Direct MNN020 Orthopedic Surgery (Medica Regional Service Area)

All Eligibles										
State Name	County	Eligible	Provider	Counts	With Access		Without Access		Average Distance	Average Time
		#	Standard	#	#	%	#	%	1	1
Minnesota	Roseau	347	1 in 60 miles or 60 mins	2	347	100.0	0	0.0	15.4	16.8
	Scott	601	1 in 60 miles or 60 mins	31	601	100.0	0	0.0	4.4	4.9
	Sherburne	498	1 in 60 miles or 60 mins	21	498	100.0	0	0.0	5.8	6.3
	Sibley	167	1 in 60 miles or 60 mins	4	167	100.0	0	0.0	6.4	7.0
	St. Louis	919	1 in 60 miles or 60 mins	134	919	100.0	0	0.0	8.4	9.5
	Stearns	798	1 in 60 miles or 60 mins	67	798	100.0	0	0.0	7.3	8.0
	Steele	191	1 in 60 miles or 60 mins	7	191	100.0	0	0.0	6.5	7.1
	Todd	286	1 in 60 miles or 60 mins	13	286	100.0	0	0.0	7.8	8.4
	Traverse	259	1 in 60 miles or 60 mins	4	259	100.0	0	0.0	7.5	8.2
	Washington	1,030	1 in 60 miles or 60 mins	334	1,030	100.0	0	0.0	3.2	3.8
	Wright	743	1 in 60 miles or 60 mins	87	743	100.0	0	0.0	5.6	6.1
Grand Totals		27,221	1 in 60 miles or 60 mins	3,454	27,221	100.0	0	0.0	5.5	6.4

Otolaryngology/Medica Symphony, Solo, Encore, and Direct/MNN020

July 1, 2024

Created by...
Medica

Medica Symphony, Solo, Encore, and Direct MNN020 Otolaryngology

314 providers at 266 locations

■ All providers

Otolaryngology

Employee Group

National Proxy Census (Medica Symphony, Solo, Encore, and Direct MNN020)

Provider Group

Medica Symphony, Solo, Encore, and Direct MNN020 Otolaryngology (Medica Regional Service Area)

27,221 eligible locations

◆ With access (27,219)

● Without access (2)

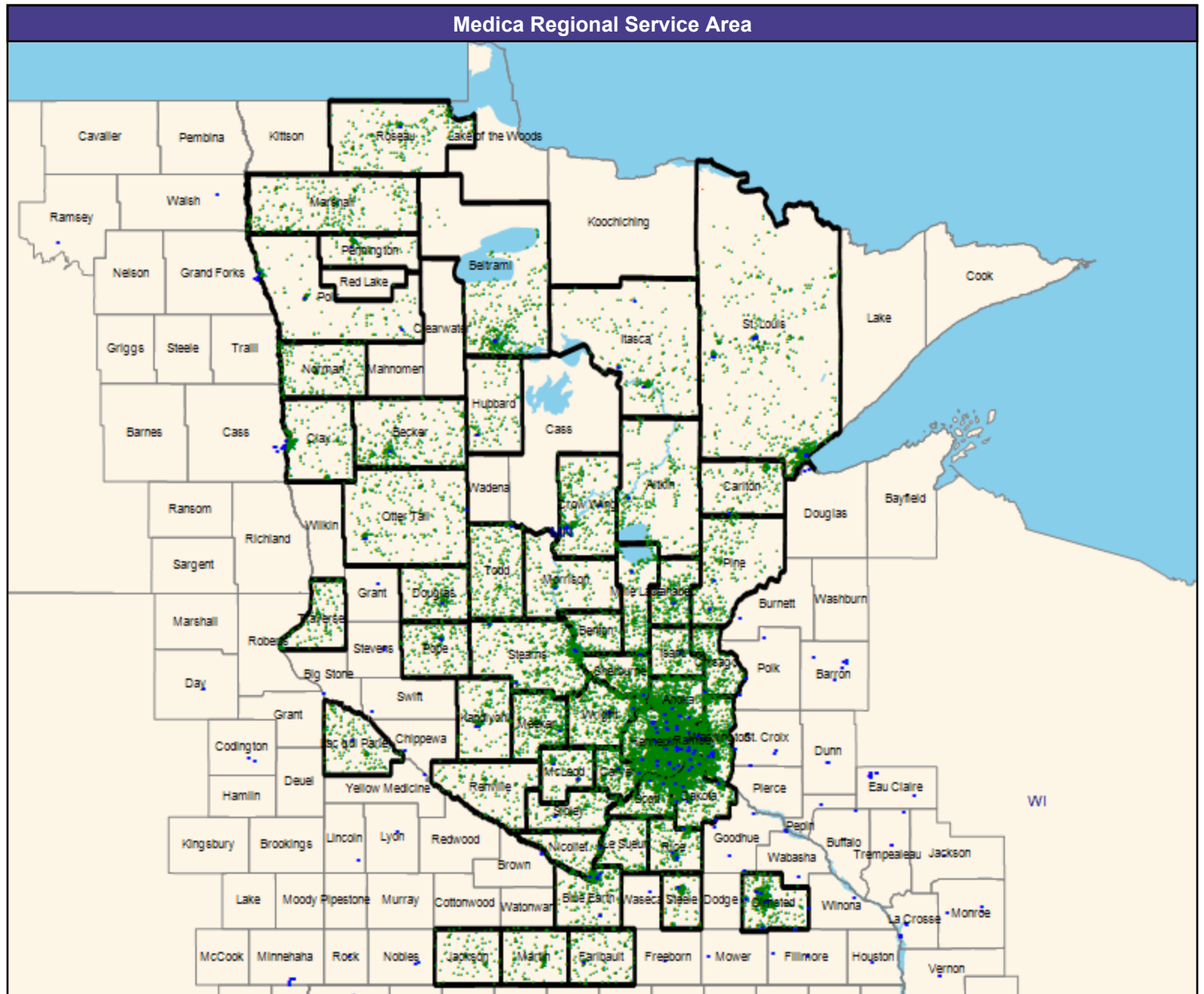
The Access Standard is defined as (National Proxy Census (Medica Symphony, Solo, Encore, and Direct MNN020)) eligibles accessing:

1 (Medica Symphony, Solo, Encore, and Direct MNN020 Otolaryngology (Medica Regional Service Area)) provider in 60 miles or 60 minutes

Service Areas

□ Medica Symphony, Solo, Encore, and Direct MNN020

62.17 miles



Access Detail By County

July 1, 2024

Created by...
Medica

Access Analysis
Otolaryngology

Eligible / Provider Groups
National Proxy Census (Medica
Symphony, Solo, Encore, and Direct
MNN020)
Medica Symphony, Solo, Encore,
and Direct MNN020 Otolaryngology
(Medica Regional Service Area)

		All Eligibles								
State Name	County	Eligible	Provider	Counts	With Access		Without Access		Average Distance	Average Time
		#	Standard	#	#	%	#	%	1	1
Minnesota	Aitkin	287	1 in 60 miles or 60 mins	4	287	100.0	0	0.0	16.1	17.5
	Anoka	1,740	1 in 60 miles or 60 mins	45	1,740	100.0	0	0.0	4.3	5.2
	Becker	364	1 in 60 miles or 60 mins	4	364	100.0	0	0.0	11.1	12.1
	Beltrami	450	1 in 60 miles or 60 mins	11	450	100.0	0	0.0	13.1	14.2
	Benton	243	1 in 60 miles or 60 mins	0	243	100.0	0	0.0	8.8	10.3
	Blue Earth	347	1 in 60 miles or 60 mins	26	347	100.0	0	0.0	5.2	5.7
	Carlton	180	1 in 60 miles or 60 mins	1	180	100.0	0	0.0	15.5	16.9
	Carver	795	1 in 60 miles or 60 mins	8	795	100.0	0	0.0	5.0	5.5
	Chisago	271	1 in 60 miles or 60 mins	16	271	100.0	0	0.0	9.6	10.4
	Clay	324	1 in 60 miles or 60 mins	0	324	100.0	0	0.0	9.4	10.8
	Crow Wing	348	1 in 60 miles or 60 mins	8	348	100.0	0	0.0	10.9	11.8
	Dakota	1,818	1 in 60 miles or 60 mins	56	1,818	100.0	0	0.0	3.1	3.9
	Douglas	191	1 in 60 miles or 60 mins	4	191	100.0	0	0.0	7.8	8.4
	Faribault	151	1 in 60 miles or 60 mins	4	151	100.0	0	0.0	11.9	13.0
	Hennepin	5,098	1 in 60 miles or 60 mins	221	5,098	100.0	0	0.0	2.8	4.2
	Hubbard	110	1 in 60 miles or 60 mins	4	110	100.0	0	0.0	12.2	13.2
	Isanti	226	1 in 60 miles or 60 mins	2	226	100.0	0	0.0	7.4	8.0
	Itasca	216	1 in 60 miles or 60 mins	6	216	100.0	0	0.0	11.2	12.1
	Jackson	107	1 in 60 miles or 60 mins	0	107	100.0	0	0.0	27.4	29.9
	Kanabec	347	1 in 60 miles or 60 mins	8	347	100.0	0	0.0	6.3	6.9
	Kandiyohi	231	1 in 60 miles or 60 mins	6	231	100.0	0	0.0	7.4	8.0
	Lac qui Parle	265	1 in 60 miles or 60 mins	3	265	100.0	0	0.0	8.7	9.5
	Le Sueur	145	1 in 60 miles or 60 mins	0	145	100.0	0	0.0	13.9	15.1
	Marshall	388	1 in 60 miles or 60 mins	0	388	100.0	0	0.0	25.7	28.0
	Martin	200	1 in 60 miles or 60 mins	0	200	100.0	0	0.0	24.0	26.2
	McLeod	199	1 in 60 miles or 60 mins	3	199	100.0	0	0.0	5.9	6.4
	Meeker	512	1 in 60 miles or 60 mins	1	512	100.0	0	0.0	11.3	12.3
	Mille Lacs	305	1 in 60 miles or 60 mins	1	305	100.0	0	0.0	10.5	11.4
	Morrison	187	1 in 60 miles or 60 mins	2	187	100.0	0	0.0	10.4	11.4
	Nicollet	161	1 in 60 miles or 60 mins	2	161	100.0	0	0.0	4.7	5.1
	Norman	286	1 in 60 miles or 60 mins	0	286	100.0	0	0.0	31.8	34.6
	Olmsted	706	1 in 60 miles or 60 mins	11	706	100.0	0	0.0	3.0	3.4
	Otter Tail	302	1 in 60 miles or 60 mins	19	302	100.0	0	0.0	14.7	16.0
	Pennington	145	1 in 60 miles or 60 mins	1	145	100.0	0	0.0	6.3	6.8
	Pine	298	1 in 60 miles or 60 mins	8	298	100.0	0	0.0	9.2	10.0
	Polk	156	1 in 60 miles or 60 mins	4	156	100.0	0	0.0	9.4	10.2
	Pope	232	1 in 60 miles or 60 mins	4	232	100.0	0	0.0	8.2	8.9
	Ramsey	2,586	1 in 60 miles or 60 mins	85	2,586	100.0	0	0.0	2.2	3.6
	Renville	157	1 in 60 miles or 60 mins	0	157	100.0	0	0.0	22.1	24.1
	Rice	308	1 in 60 miles or 60 mins	7	308	100.0	0	0.0	5.2	5.7

Access Detail By County

July 1, 2024

Created by...
Medica

Access Analysis
Otolaryngology

Eligible / Provider Groups
National Proxy Census (Medica
Symphony, Solo, Encore, and Direct
MNN020)
Medica Symphony, Solo, Encore,
and Direct MNN020 Otolaryngology
(Medica Regional Service Area)

All Eligibles										
State Name	County	Eligible	Provider	Counts	With Access		Without Access		Average Distance	Average Time
		#	Standard	#	#	%	#	%	1	1
Minnesota	Roseau	347	1 in 60 miles or 60 mins	1	347	100.0	0	0.0	15.6	16.9
	Scott	601	1 in 60 miles or 60 mins	4	601	100.0	0	0.0	6.1	6.8
	Sherburne	498	1 in 60 miles or 60 mins	12	498	100.0	0	0.0	8.2	9.0
	Sibley	167	1 in 60 miles or 60 mins	1	167	100.0	0	0.0	10.9	11.9
	St. Louis	919	1 in 60 miles or 60 mins	25	917	99.8	2	0.2	11.6	13.0
	Stearns	798	1 in 60 miles or 60 mins	14	798	100.0	0	0.0	8.6	9.9
	Steele	191	1 in 60 miles or 60 mins	2	191	100.0	0	0.0	6.5	7.1
	Todd	286	1 in 60 miles or 60 mins	2	286	100.0	0	0.0	14.5	15.8
	Traverse	259	1 in 60 miles or 60 mins	0	259	100.0	0	0.0	30.9	33.7
	Washington	1,030	1 in 60 miles or 60 mins	52	1,030	100.0	0	0.0	5.7	6.7
	Wright	743	1 in 60 miles or 60 mins	7	743	100.0	0	0.0	8.0	8.8
	Grand Totals	27,221	1 in 60 miles or 60 mins	705	27,219	99.9	2	0.1	7.4	8.5

Outpatient Infusion/Chemotherapy/Medica Symphony, Solo, Encore, and Direct/MNN020

July 1, 2024

Created by...
Medica

Medica Symphony, Solo, Encore, and Direct MNN020 Outpatient Infusion/Chemotherapy

256 providers at 277 locations

■ All providers

Outpatient Infusion/Chemotherapy

Employee Group

National Proxy Census (Medica Symphony, Solo, Encore, and Direct MNN020)

Provider Group

Medica Symphony, Solo, Encore, and Direct MNN020 Outpatient Infusion/Chemotherapy (Medica Regional Service Area)

27,221 eligible locations

◆ With access (27,221)

● Without access (0)

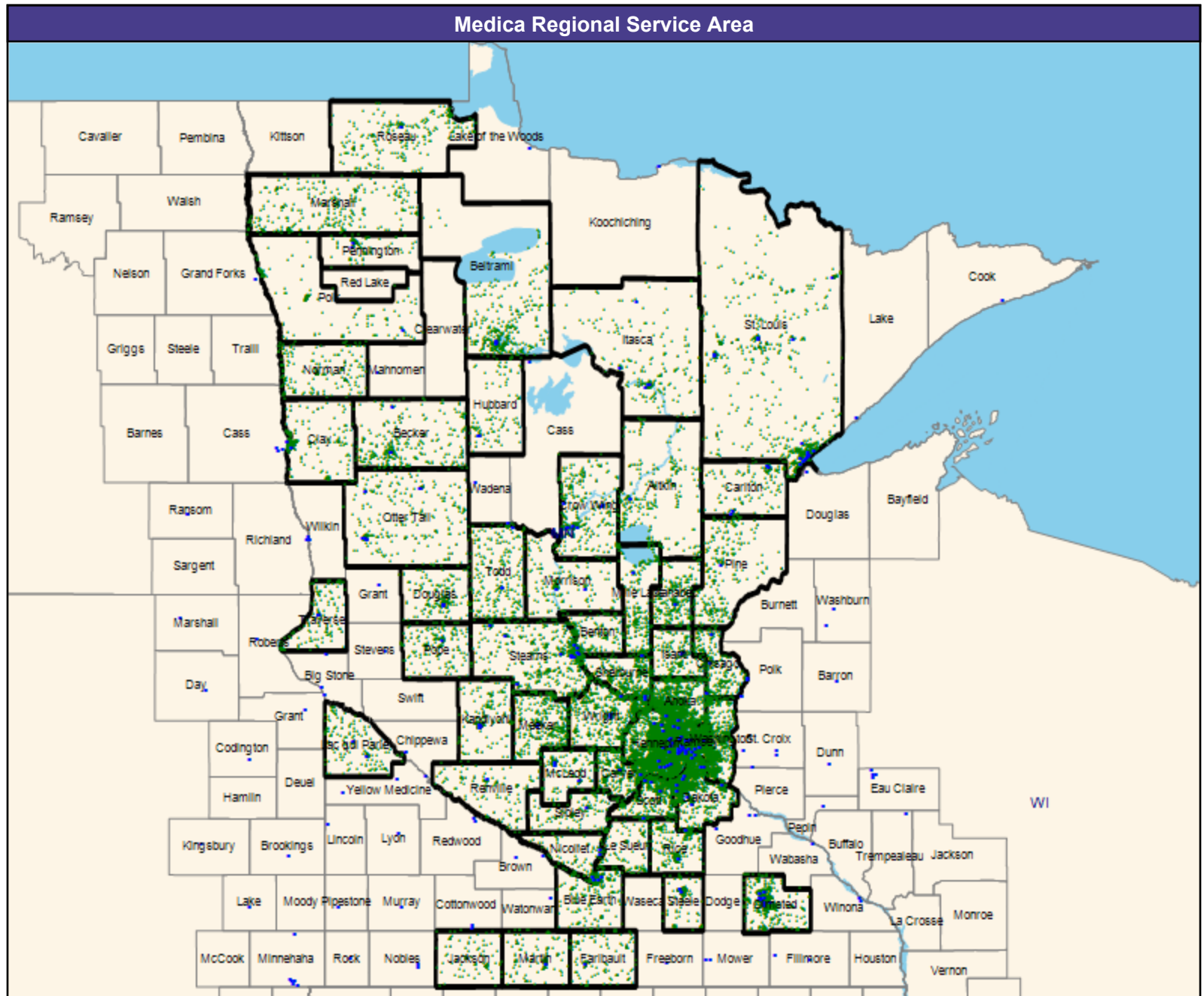
The Access Standard is defined as (National Proxy Census (Medica Symphony, Solo, Encore, and Direct MNN020)) eligibles accessing:

1 (Medica Symphony, Solo, Encore, and Direct MNN020 Outpatient Infusion/Chemotherapy (Medica Regional Service Area)) provider in 60 miles or 60 minutes

Service Areas

□ Medica Symphony, Solo, Encore, and Direct MNN020

62.17 miles



Access Detail By County

July 1, 2024

Created by...
Medica

Access Analysis
Outpatient Infusion/Chemotherapy

Eligible / Provider Groups
National Proxy Census (Medica Symphony, Solo, Encore, and Direct MNN020)
Medica Symphony, Solo, Encore, and Direct MNN020 Outpatient Infusion/Chemotherapy (Medica Regional Service Area)

All Eligibles										
State Name	County	Eligible	Provider	Counts	With Access		Without Access		Average Distance	Average Time
		#	Standard	#	#	%	#	%	1	1
Minnesota	Aitkin	287	1 in 60 miles or 60 mins	1	287	100.0	0	0.0	15.8	17.2
	Anoka	1,740	1 in 60 miles or 60 mins	5	1,740	100.0	0	0.0	5.2	6.9
	Becker	364	1 in 60 miles or 60 mins	3	364	100.0	0	0.0	9.3	10.2
	Beltrami	450	1 in 60 miles or 60 mins	4	450	100.0	0	0.0	11.9	12.9
	Benton	243	1 in 60 miles or 60 mins	3	243	100.0	0	0.0	7.3	8.0
	Blue Earth	347	1 in 60 miles or 60 mins	3	347	100.0	0	0.0	6.3	6.8
	Carlton	180	1 in 60 miles or 60 mins	4	180	100.0	0	0.0	6.3	6.9
	Carver	795	1 in 60 miles or 60 mins	3	795	100.0	0	0.0	5.4	6.0
	Chisago	271	1 in 60 miles or 60 mins	3	271	100.0	0	0.0	5.4	5.9
	Clay	324	1 in 60 miles or 60 mins	1	324	100.0	0	0.0	7.9	8.7
	Crow Wing	348	1 in 60 miles or 60 mins	7	348	100.0	0	0.0	7.9	8.5
	Dakota	1,818	1 in 60 miles or 60 mins	11	1,818	100.0	0	0.0	3.2	4.0
	Douglas	191	1 in 60 miles or 60 mins	3	191	100.0	0	0.0	7.6	8.2
	Faribault	151	1 in 60 miles or 60 mins	1	151	100.0	0	0.0	13.1	14.2
	Hennepin	5,098	1 in 60 miles or 60 mins	25	5,098	100.0	0	0.0	3.2	4.9
	Hubbard	110	1 in 60 miles or 60 mins	2	110	100.0	0	0.0	10.5	11.5
	Isanti	226	1 in 60 miles or 60 mins	2	226	100.0	0	0.0	6.9	7.5
	Itasca	216	1 in 60 miles or 60 mins	7	216	100.0	0	0.0	10.5	11.4
	Jackson	107	1 in 60 miles or 60 mins	0	107	100.0	0	0.0	15.7	17.1
	Kanabec	347	1 in 60 miles or 60 mins	1	347	100.0	0	0.0	6.4	6.9
	Kandiyohi	231	1 in 60 miles or 60 mins	4	231	100.0	0	0.0	7.1	7.7
	Lac qui Parle	265	1 in 60 miles or 60 mins	2	265	100.0	0	0.0	5.6	6.1
	Le Sueur	145	1 in 60 miles or 60 mins	0	145	100.0	0	0.0	10.2	11.1
	Marshall	388	1 in 60 miles or 60 mins	0	388	100.0	0	0.0	27.4	29.8
	Martin	200	1 in 60 miles or 60 mins	1	200	100.0	0	0.0	8.7	9.4
	McLeod	199	1 in 60 miles or 60 mins	3	199	100.0	0	0.0	5.8	6.3
	Meeker	512	1 in 60 miles or 60 mins	2	512	100.0	0	0.0	8.4	9.1
	Mille Lacs	305	1 in 60 miles or 60 mins	1	305	100.0	0	0.0	10.5	11.4
	Morrison	187	1 in 60 miles or 60 mins	3	187	100.0	0	0.0	8.6	9.3
	Nicollet	161	1 in 60 miles or 60 mins	3	161	100.0	0	0.0	4.4	4.7
	Norman	286	1 in 60 miles or 60 mins	0	286	100.0	0	0.0	24.3	26.5
	Olmsted	706	1 in 60 miles or 60 mins	9	706	100.0	0	0.0	4.1	4.6
	Otter Tail	302	1 in 60 miles or 60 mins	7	302	100.0	0	0.0	10.4	11.3
	Pennington	145	1 in 60 miles or 60 mins	2	145	100.0	0	0.0	4.9	5.3
	Pine	298	1 in 60 miles or 60 mins	1	298	100.0	0	0.0	10.8	11.7
	Polk	156	1 in 60 miles or 60 mins	1	156	100.0	0	0.0	17.3	18.8
	Pope	232	1 in 60 miles or 60 mins	2	232	100.0	0	0.0	8.2	8.9
	Ramsey	2,586	1 in 60 miles or 60 mins	15	2,586	100.0	0	0.0	2.3	3.6
	Renville	157	1 in 60 miles or 60 mins	1	157	100.0	0	0.0	10.2	11.1
	Rice	308	1 in 60 miles or 60 mins	1	308	100.0	0	0.0	5.5	6.0

Access Detail By County

July 1, 2024

Created by...
Medica

Access Analysis
Outpatient Infusion/Chemotherapy

Eligible / Provider Groups
National Proxy Census (Medica Symphony, Solo, Encore, and Direct MNN020)
Medica Symphony, Solo, Encore, and Direct MNN020 Outpatient Infusion/Chemotherapy (Medica Regional Service Area)

All Eligibles										
State Name	County	Eligible	Provider	Counts	With Access		Without Access		Average Distance	Average Time
		#	Standard	#	#	%	#	%	1	1
Minnesota	Roseau	347	1 in 60 miles or 60 mins	2	347	100.0	0	0.0	15.4	16.8
	Scott	601	1 in 60 miles or 60 mins	4	601	100.0	0	0.0	4.8	5.4
	Sherburne	498	1 in 60 miles or 60 mins	2	498	100.0	0	0.0	6.4	6.9
	Sibley	167	1 in 60 miles or 60 mins	1	167	100.0	0	0.0	10.6	11.6
	St. Louis	919	1 in 60 miles or 60 mins	18	919	100.0	0	0.0	7.2	7.9
	Stearns	798	1 in 60 miles or 60 mins	9	798	100.0	0	0.0	6.1	6.6
	Steele	191	1 in 60 miles or 60 mins	2	191	100.0	0	0.0	5.5	5.9
	Todd	286	1 in 60 miles or 60 mins	2	286	100.0	0	0.0	9.5	10.4
	Traverse	259	1 in 60 miles or 60 mins	2	259	100.0	0	0.0	7.1	7.7
	Washington	1,030	1 in 60 miles or 60 mins	0	1,030	100.0	0	0.0	7.7	9.4
	Wright	743	1 in 60 miles or 60 mins	4	743	100.0	0	0.0	8.3	9.1
	Grand Totals	27,221	1 in 60 miles or 60 mins	193	27,221	100.0	0	0.0	6.5	7.6

Pediatric Specialty/Medica Symphony, Solo, Encore, and Direct/MNN020

July 1, 2024

Created by...
Medica

Medica Symphony, Solo, Encore, and Direct MNN020 Pediatric Specialty Providers

1,553 providers at 520 locations
■ All providers

Pediatric Specialty Providers

Employee Group

National Proxy Census (Medica Symphony, Solo, Encore, and Direct MNN020)

Provider Group

Medica Symphony, Solo, Encore, and Direct MNN020 Pediatric Specialty Providers (Medica Regional Service Area)

27,221 eligible locations
◆ With access (27,097)
● Without access (124)

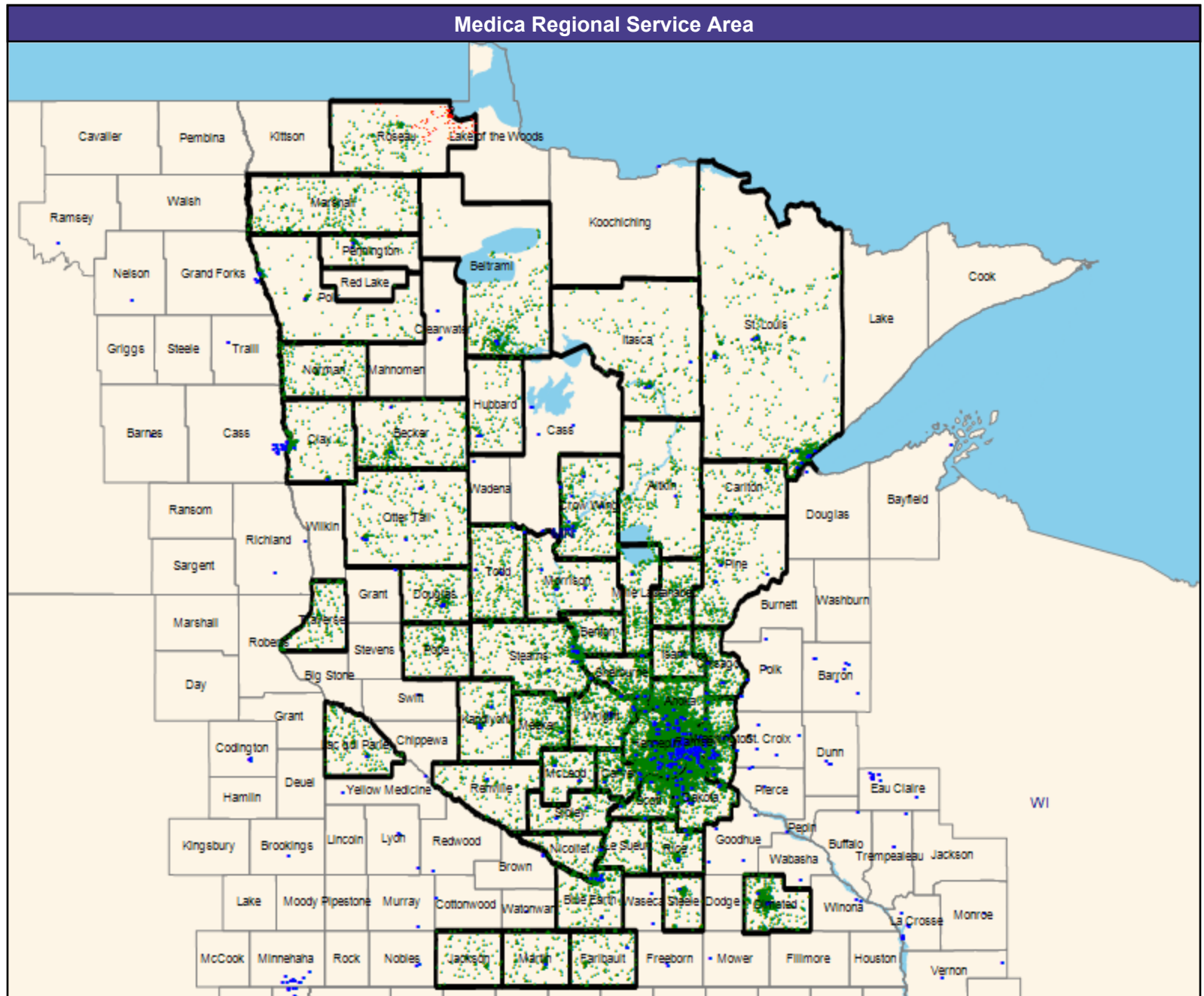
The Access Standard is defined as (National Proxy Census (Medica Symphony, Solo, Encore, and Direct MNN020) eligibles accessing:

1 (Medica Symphony, Solo, Encore, and Direct MNN020 Pediatric Specialty Providers (Medica Regional Service Area)) provider in 60 miles or 60 minutes

Service Areas

□ Medica Symphony, Solo, Encore, and Direct MNN020

62.17 miles



Access Detail By County

July 1, 2024

Created by...
Medica

Access Analysis
Pediatric Specialty Providers
Eligible / Provider Groups
National Proxy Census (Medica
Symphony, Solo, Encore, and Direct
MNN020)
Medica Symphony, Solo, Encore,
and Direct MNN020 Pediatric
Specialty Providers (Medica
Regional Service Area)

		All Eligibles								
State Name	County	Eligible	Provider	Counts	With Access		Without Access		Average Distance	Average Time
		#	Standard	#	#	%	#	%	1	1
Minnesota	Aitkin	287	1 in 60 miles or 60 mins	3	287	100.0	0	0.0	15.8	17.1
	Anoka	1,740	1 in 60 miles or 60 mins	185	1,740	100.0	0	0.0	3.7	4.4
	Becker	364	1 in 60 miles or 60 mins	12	364	100.0	0	0.0	8.8	9.6
	Beltrami	450	1 in 60 miles or 60 mins	32	450	100.0	0	0.0	12.5	13.6
	Benton	243	1 in 60 miles or 60 mins	0	243	100.0	0	0.0	7.9	8.7
	Blue Earth	347	1 in 60 miles or 60 mins	110	347	100.0	0	0.0	4.9	5.3
	Carlton	180	1 in 60 miles or 60 mins	3	180	100.0	0	0.0	6.3	6.9
	Carver	795	1 in 60 miles or 60 mins	161	795	100.0	0	0.0	3.2	3.6
	Chisago	271	1 in 60 miles or 60 mins	147	271	100.0	0	0.0	5.6	6.0
	Clay	324	1 in 60 miles or 60 mins	13	324	100.0	0	0.0	5.9	6.6
	Crow Wing	348	1 in 60 miles or 60 mins	35	348	100.0	0	0.0	5.4	5.9
	Dakota	1,818	1 in 60 miles or 60 mins	456	1,818	100.0	0	0.0	2.2	2.6
	Douglas	191	1 in 60 miles or 60 mins	68	191	100.0	0	0.0	6.7	7.3
	Faribault	151	1 in 60 miles or 60 mins	1	151	100.0	0	0.0	14.3	15.5
	Hennepin	5,098	1 in 60 miles or 60 mins	2,662	5,098	100.0	0	0.0	1.7	2.6
	Hubbard	110	1 in 60 miles or 60 mins	10	110	100.0	0	0.0	9.8	10.7
	Isanti	226	1 in 60 miles or 60 mins	5	226	100.0	0	0.0	6.9	7.5
	Itasca	216	1 in 60 miles or 60 mins	8	216	100.0	0	0.0	14.7	15.9
	Jackson	107	1 in 60 miles or 60 mins	0	107	100.0	0	0.0	23.8	25.9
	Kanabec	347	1 in 60 miles or 60 mins	0	347	100.0	0	0.0	20.0	21.8
	Kandiyohi	231	1 in 60 miles or 60 mins	55	231	100.0	0	0.0	5.8	6.3
	Lac qui Parle	265	1 in 60 miles or 60 mins	1	265	100.0	0	0.0	12.4	13.4
	Le Sueur	145	1 in 60 miles or 60 mins	0	145	100.0	0	0.0	9.4	10.2
	Marshall	388	1 in 60 miles or 60 mins	0	388	100.0	0	0.0	26.6	29.0
	Martin	200	1 in 60 miles or 60 mins	1	200	100.0	0	0.0	8.2	8.9
	McLeod	199	1 in 60 miles or 60 mins	4	199	100.0	0	0.0	5.4	5.8
	Meeker	512	1 in 60 miles or 60 mins	3	512	100.0	0	0.0	11.3	12.3
	Mille Lacs	305	1 in 60 miles or 60 mins	3	305	100.0	0	0.0	10.8	11.7
	Morrison	187	1 in 60 miles or 60 mins	21	187	100.0	0	0.0	6.9	7.5
	Nicollet	161	1 in 60 miles or 60 mins	26	161	100.0	0	0.0	4.5	4.8
	Norman	286	1 in 60 miles or 60 mins	0	286	100.0	0	0.0	29.1	31.7
	Olmsted	706	1 in 60 miles or 60 mins	23	706	100.0	0	0.0	4.8	5.4
	Otter Tail	302	1 in 60 miles or 60 mins	42	302	100.0	0	0.0	8.6	9.3
	Pennington	145	1 in 60 miles or 60 mins	4	145	100.0	0	0.0	5.1	5.5
	Pine	298	1 in 60 miles or 60 mins	8	298	100.0	0	0.0	10.6	11.5
	Polk	156	1 in 60 miles or 60 mins	4	156	100.0	0	0.0	12.5	13.6
	Pope	232	1 in 60 miles or 60 mins	0	232	100.0	0	0.0	18.1	19.7
	Ramsey	2,586	1 in 60 miles or 60 mins	1,129	2,586	100.0	0	0.0	1.2	1.9
	Renville	157	1 in 60 miles or 60 mins	2	157	100.0	0	0.0	11.5	12.5
	Rice	308	1 in 60 miles or 60 mins	14	308	100.0	0	0.0	4.8	5.2

Access Detail By County

July 1, 2024

Created by...
Medica

Access Analysis
Pediatric Specialty Providers

Eligible / Provider Groups
National Proxy Census (Medica
Symphony, Solo, Encore, and Direct
MNN020)
Medica Symphony, Solo, Encore,
and Direct MNN020 Pediatric
Specialty Providers (Medica
Regional Service Area)

All Eligibles										
State Name	County	Eligible	Provider	Counts	With Access		Without Access		Average Distance	Average Time
		#	Standard	#	#	%	#	%	1	1
Minnesota	Roseau	347	1 in 60 miles or 60 mins	0	223	64.3	124	35.7	58.8	64.1
	Scott	601	1 in 60 miles or 60 mins	38	601	100.0	0	0.0	3.6	4.1
	Sherburne	498	1 in 60 miles or 60 mins	70	498	100.0	0	0.0	4.7	5.1
	Sibley	167	1 in 60 miles or 60 mins	4	167	100.0	0	0.0	6.8	7.4
	St. Louis	919	1 in 60 miles or 60 mins	147	919	100.0	0	0.0	10.4	11.5
	Stearns	798	1 in 60 miles or 60 mins	102	798	100.0	0	0.0	9.5	10.3
	Steele	191	1 in 60 miles or 60 mins	14	191	100.0	0	0.0	6.0	6.5
	Todd	286	1 in 60 miles or 60 mins	3	286	100.0	0	0.0	10.4	11.3
	Traverse	259	1 in 60 miles or 60 mins	0	259	100.0	0	0.0	33.6	36.7
	Washington	1,030	1 in 60 miles or 60 mins	328	1,030	100.0	0	0.0	2.5	3.0
	Wright	743	1 in 60 miles or 60 mins	93	743	100.0	0	0.0	5.0	5.4
	Grand Totals	27,221	1 in 60 miles or 60 mins	6,050	27,097	99.5	124	0.5	6.9	7.8

Physical Therapy, Occupational Therapy, and/or Speech Therapy Services/Medica Symphony, Solo, Encore, and Direct MNN020

July 1, 2024

Created by...
Medica

Medica Symphony, Solo, Encore, and Direct MNN020 Physical Medicine and Rehabilitation and Occupational Medicine

291 providers at 324 locations

■ All providers

Physical Medicine and Rehabilitation and Occupational Medicine

Employee Group

National Proxy Census (Medica Symphony, Solo, Encore, and Direct MNN020)

Provider Group

Medica Symphony, Solo, Encore, and Direct MNN020 Physical Medicine and Rehabilitation and Occupational Medicine (Medica Regional Service Area)

27,221 eligible locations

◆ With access (27,035)

● Without access (186)

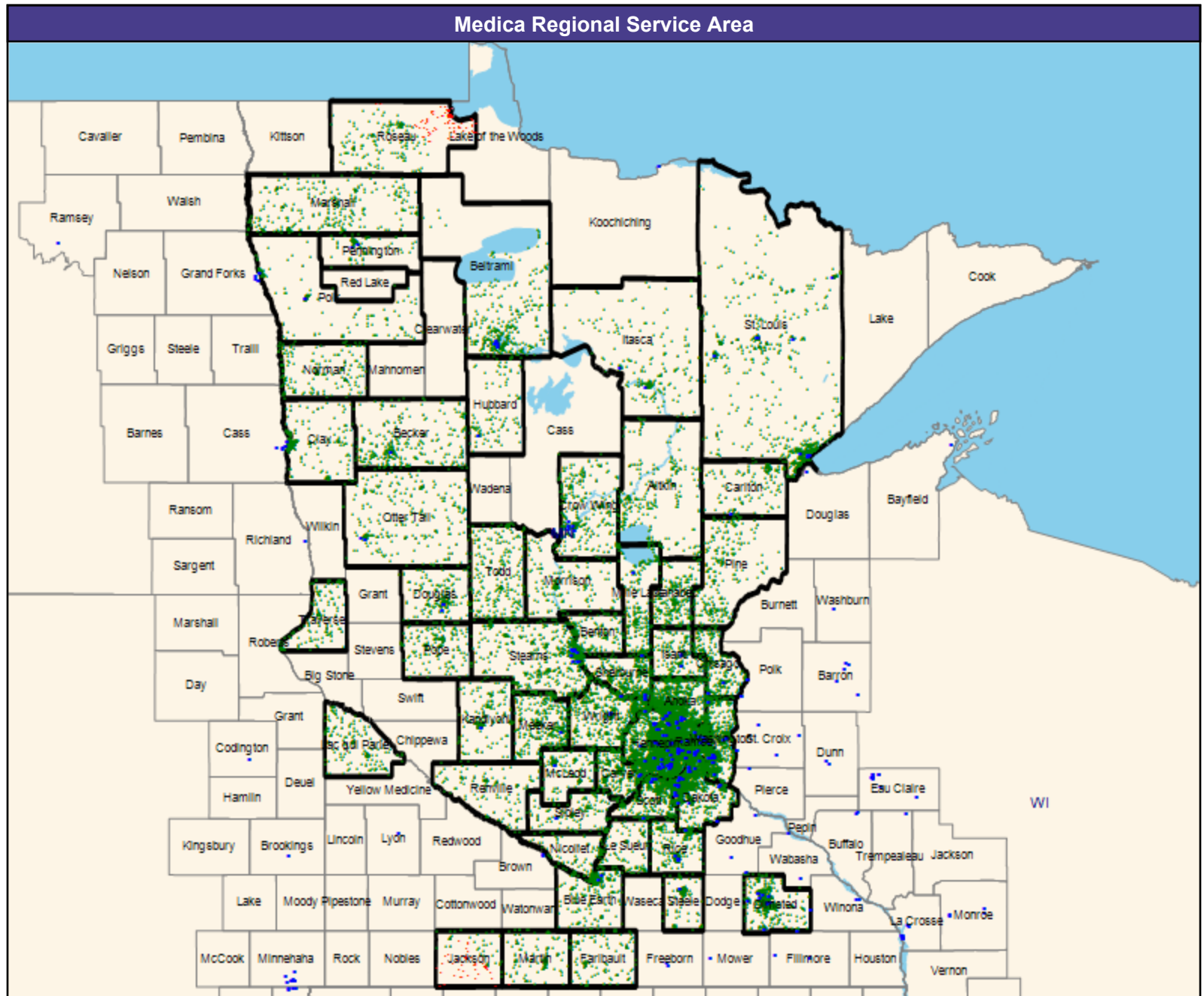
The Access Standard is defined as (National Proxy Census (Medica Symphony, Solo, Encore, and Direct MNN020) eligibles accessing:

1 (Medica Symphony, Solo, Encore, and Direct MNN020 Physical Medicine and Rehabilitation and Occupational Medicine (Medica Regional Service Area) provider in 60 miles or 60 minutes

Service Areas

□ Medica Symphony, Solo, Encore, and Direct MNN020

62.17 miles



Access Detail By County

July 1, 2024

Created by...
Medica

Access Analysis
Physical Medicine and Rehabilitation
and Occupational Medicine

Eligible / Provider Groups
National Proxy Census (Medica
Symphony, Solo, Encore, and Direct
MNN020)
Medica Symphony, Solo, Encore,
and Direct MNN020 Physical
Medicine and Rehabilitation and
Occupational Medicine (Medica
Regional Service Area)

All Eligibles										
State Name	County	Eligible	Provider	Counts	With Access		Without Access		Average Distance	Average Time
		#	Standard	#	#	%	#	%	1	1
Minnesota	Aitkin	287	1 in 60 miles or 60 mins	0	287	100.0	0	0.0	29.3	31.9
	Anoka	1,740	1 in 60 miles or 60 mins	67	1,740	100.0	0	0.0	4.4	5.5
	Becker	364	1 in 60 miles or 60 mins	5	364	100.0	0	0.0	11.1	12.1
	Beltrami	450	1 in 60 miles or 60 mins	9	450	100.0	0	0.0	12.3	13.4
	Benton	243	1 in 60 miles or 60 mins	0	243	100.0	0	0.0	8.6	9.4
	Blue Earth	347	1 in 60 miles or 60 mins	17	347	100.0	0	0.0	7.7	8.3
	Carlton	180	1 in 60 miles or 60 mins	3	180	100.0	0	0.0	15.5	16.9
	Carver	795	1 in 60 miles or 60 mins	5	795	100.0	0	0.0	7.8	8.5
	Chisago	271	1 in 60 miles or 60 mins	5	271	100.0	0	0.0	8.5	9.3
	Clay	324	1 in 60 miles or 60 mins	0	324	100.0	0	0.0	9.6	11.0
	Crow Wing	348	1 in 60 miles or 60 mins	9	348	100.0	0	0.0	13.0	14.2
	Dakota	1,818	1 in 60 miles or 60 mins	126	1,818	100.0	0	0.0	3.0	3.7
	Douglas	191	1 in 60 miles or 60 mins	7	191	100.0	0	0.0	7.7	8.4
	Faribault	151	1 in 60 miles or 60 mins	0	151	100.0	0	0.0	30.4	33.1
	Hennepin	5,098	1 in 60 miles or 60 mins	270	5,098	100.0	0	0.0	2.2	3.3
	Hubbard	110	1 in 60 miles or 60 mins	1	110	100.0	0	0.0	11.5	12.5
	Isanti	226	1 in 60 miles or 60 mins	4	226	100.0	0	0.0	5.9	6.4
	Itasca	216	1 in 60 miles or 60 mins	6	216	100.0	0	0.0	13.5	14.7
	Jackson	107	1 in 60 miles or 60 mins	0	43	40.2	64	59.8	60.7	66.2
	Kanabec	347	1 in 60 miles or 60 mins	0	347	100.0	0	0.0	21.9	23.8
	Kandiyohi	231	1 in 60 miles or 60 mins	2	231	100.0	0	0.0	8.7	9.5
	Lac qui Parle	265	1 in 60 miles or 60 mins	0	265	100.0	0	0.0	43.2	47.1
	Le Sueur	145	1 in 60 miles or 60 mins	0	145	100.0	0	0.0	12.3	13.3
	Marshall	388	1 in 60 miles or 60 mins	0	388	100.0	0	0.0	26.9	29.4
	Martin	200	1 in 60 miles or 60 mins	0	199	99.5	1	0.5	46.1	50.2
	McLeod	199	1 in 60 miles or 60 mins	6	199	100.0	0	0.0	10.4	11.3
	Meeker	512	1 in 60 miles or 60 mins	5	512	100.0	0	0.0	13.0	14.1
	Mille Lacs	305	1 in 60 miles or 60 mins	2	305	100.0	0	0.0	10.6	11.5
	Morrison	187	1 in 60 miles or 60 mins	0	187	100.0	0	0.0	24.7	26.9
	Nicollet	161	1 in 60 miles or 60 mins	0	161	100.0	0	0.0	8.8	9.5
	Norman	286	1 in 60 miles or 60 mins	0	286	100.0	0	0.0	33.3	36.2
	Olmsted	706	1 in 60 miles or 60 mins	53	706	100.0	0	0.0	2.7	3.0
	Otter Tail	302	1 in 60 miles or 60 mins	2	302	100.0	0	0.0	18.6	20.3
	Pennington	145	1 in 60 miles or 60 mins	2	145	100.0	0	0.0	5.2	5.6
	Pine	298	1 in 60 miles or 60 mins	0	298	100.0	0	0.0	23.7	25.8
	Polk	156	1 in 60 miles or 60 mins	5	156	100.0	0	0.0	17.7	19.3
	Pope	232	1 in 60 miles or 60 mins	0	232	100.0	0	0.0	18.6	20.3
	Ramsey	2,586	1 in 60 miles or 60 mins	147	2,586	100.0	0	0.0	2.0	3.2
	Renville	157	1 in 60 miles or 60 mins	0	157	100.0	0	0.0	25.3	27.5
	Rice	308	1 in 60 miles or 60 mins	12	308	100.0	0	0.0	5.0	5.4

Access Detail By County

July 1, 2024

Created by...
Medica

Access Analysis
Physical Medicine and Rehabilitation
and Occupational Medicine

Eligible / Provider Groups
National Proxy Census (Medica
Symphony, Solo, Encore, and Direct
MNN020)

Medica Symphony, Solo, Encore,
and Direct MNN020 Physical
Medicine and Rehabilitation and
Occupational Medicine (Medica
Regional Service Area)

All Eligibles										
State Name	County	Eligible	Provider	Counts	With Access		Without Access		Average Distance	Average Time
		#	Standard	#	#	%	#	%	1	1
Minnesota	Roseau	347	1 in 60 miles or 60 mins	0	226	65.1	121	34.9	58.3	63.6
	Scott	601	1 in 60 miles or 60 mins	19	601	100.0	0	0.0	5.1	5.7
	Sherburne	498	1 in 60 miles or 60 mins	5	498	100.0	0	0.0	6.1	6.6
	Sibley	167	1 in 60 miles or 60 mins	1	167	100.0	0	0.0	13.7	14.9
	St. Louis	919	1 in 60 miles or 60 mins	57	919	100.0	0	0.0	8.5	9.6
	Stearns	798	1 in 60 miles or 60 mins	29	798	100.0	0	0.0	12.5	13.7
	Steele	191	1 in 60 miles or 60 mins	4	191	100.0	0	0.0	6.6	7.1
	Todd	286	1 in 60 miles or 60 mins	0	286	100.0	0	0.0	28.7	31.2
	Traverse	259	1 in 60 miles or 60 mins	0	259	100.0	0	0.0	36.1	39.4
	Washington	1,030	1 in 60 miles or 60 mins	77	1,030	100.0	0	0.0	3.2	3.7
	Wright	743	1 in 60 miles or 60 mins	9	743	100.0	0	0.0	7.3	8.0
Grand Totals		27,221	1 in 60 miles or 60 mins	971	27,035	99.3	186	0.7	9.6	10.8

Physical Medicine and Rehabilitation and Occupational Medicine/Medica Symphony, Solo, Encore, and

July 1, 2024

Created by...
Medica

Medica Symphony, Solo, Encore, and Direct MNN020 Physical, Occupational, and Speech

6,310 providers at 1,211 locations
■ All providers

Physical, Occupational, and Speech

Employee Group

National Proxy Census (Medica Symphony, Solo, Encore, and Direct MNN020)

Provider Group

Medica Symphony, Solo, Encore, and Direct MNN020 Physical, Occupational, and Speech (Medica Regional Service Area)

27,221 eligible locations
◆ With access (27,221)
● Without access (0)

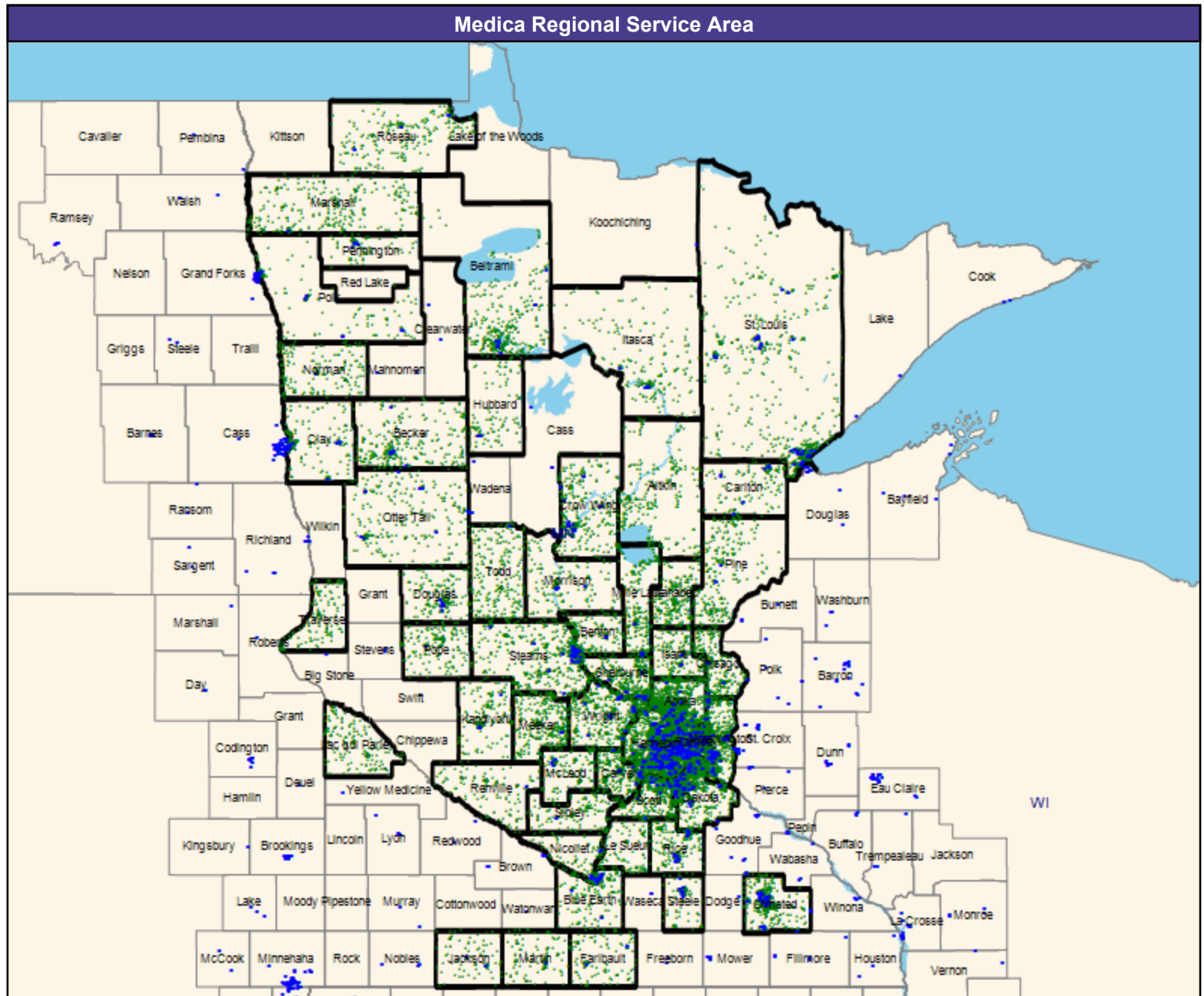
The Access Standard is defined as (National Proxy Census (Medica Symphony, Solo, Encore, and Direct MNN020)) eligibles accessing:

1 (Medica Symphony, Solo, Encore, and Direct MNN020 Physical, Occupational, and Speech (Medica Regional Service Area)) provider in 60 miles or 60 minutes

Service Areas

□ Medica Symphony, Solo, Encore, and Direct MNN020

62.17 miles



Access Detail By County

July 1, 2024

Created by...
Medica

Access Analysis
Physical, Occupational, and Speech

Eligible / Provider Groups
National Proxy Census (Medica Symphony, Solo, Encore, and Direct MNN020)
Medica Symphony, Solo, Encore, and Direct MNN020 Physical, Occupational, and Speech (Medica Regional Service Area)

All Eligibles										
State Name	County	Eligible	Provider	Counts	With Access		Without Access		Average Distance	Average Time
		#	Standard	#	#	%	#	%	1	1
Minnesota	Aitkin	287	1 in 60 miles or 60 mins	0	287	100.0	0	0.0	19.8	21.6
	Anoka	1,740	1 in 60 miles or 60 mins	1,989	1,740	100.0	0	0.0	2.1	2.5
	Becker	364	1 in 60 miles or 60 mins	50	364	100.0	0	0.0	7.6	8.3
	Beltrami	450	1 in 60 miles or 60 mins	136	450	100.0	0	0.0	7.7	8.4
	Benton	243	1 in 60 miles or 60 mins	27	243	100.0	0	0.0	4.4	4.7
	Blue Earth	347	1 in 60 miles or 60 mins	234	347	100.0	0	0.0	3.9	4.2
	Carlton	180	1 in 60 miles or 60 mins	43	180	100.0	0	0.0	4.2	4.6
	Carver	795	1 in 60 miles or 60 mins	333	795	100.0	0	0.0	3.0	3.3
	Chisago	271	1 in 60 miles or 60 mins	51	271	100.0	0	0.0	5.6	6.1
	Clay	324	1 in 60 miles or 60 mins	67	324	100.0	0	0.0	3.3	3.7
	Crow Wing	348	1 in 60 miles or 60 mins	123	348	100.0	0	0.0	5.5	5.9
	Dakota	1,818	1 in 60 miles or 60 mins	2,457	1,818	100.0	0	0.0	1.7	2.1
	Douglas	191	1 in 60 miles or 60 mins	26	191	100.0	0	0.0	6.9	7.4
	Faribault	151	1 in 60 miles or 60 mins	4	151	100.0	0	0.0	7.5	8.1
	Hennepin	5,098	1 in 60 miles or 60 mins	6,668	5,098	100.0	0	0.0	1.2	1.8
	Hubbard	110	1 in 60 miles or 60 mins	40	110	100.0	0	0.0	8.9	9.7
	Isanti	226	1 in 60 miles or 60 mins	117	226	100.0	0	0.0	5.0	5.5
	Itasca	216	1 in 60 miles or 60 mins	33	216	100.0	0	0.0	11.9	13.0
	Jackson	107	1 in 60 miles or 60 mins	45	107	100.0	0	0.0	6.7	7.2
	Kanabec	347	1 in 60 miles or 60 mins	0	347	100.0	0	0.0	19.2	20.9
	Kandiyohi	231	1 in 60 miles or 60 mins	23	231	100.0	0	0.0	5.9	6.4
	Lac qui Parle	265	1 in 60 miles or 60 mins	0	265	100.0	0	0.0	24.4	26.6
	Le Sueur	145	1 in 60 miles or 60 mins	0	145	100.0	0	0.0	9.5	10.3
	Marshall	388	1 in 60 miles or 60 mins	2	388	100.0	0	0.0	16.3	17.8
	Martin	200	1 in 60 miles or 60 mins	10	200	100.0	0	0.0	7.7	8.4
	McLeod	199	1 in 60 miles or 60 mins	36	199	100.0	0	0.0	8.5	9.3
	Meeker	512	1 in 60 miles or 60 mins	28	512	100.0	0	0.0	10.3	11.2
	Mille Lacs	305	1 in 60 miles or 60 mins	20	305	100.0	0	0.0	10.8	11.8
	Morrison	187	1 in 60 miles or 60 mins	46	187	100.0	0	0.0	8.2	8.9
	Nicollet	161	1 in 60 miles or 60 mins	45	161	100.0	0	0.0	4.0	4.3
	Norman	286	1 in 60 miles or 60 mins	3	286	100.0	0	0.0	11.1	12.1
	Olmsted	706	1 in 60 miles or 60 mins	225	706	100.0	0	0.0	2.2	2.5
	Otter Tail	302	1 in 60 miles or 60 mins	55	302	100.0	0	0.0	7.7	8.4
	Pennington	145	1 in 60 miles or 60 mins	53	145	100.0	0	0.0	4.4	4.8
	Pine	298	1 in 60 miles or 60 mins	2	298	100.0	0	0.0	10.4	11.3
	Polk	156	1 in 60 miles or 60 mins	74	156	100.0	0	0.0	6.7	7.3
	Pope	232	1 in 60 miles or 60 mins	1	232	100.0	0	0.0	9.7	10.5
	Ramsey	2,586	1 in 60 miles or 60 mins	2,367	2,586	100.0	0	0.0	0.9	1.5
	Renville	157	1 in 60 miles or 60 mins	1	157	100.0	0	0.0	15.8	17.2
	Rice	308	1 in 60 miles or 60 mins	60	308	100.0	0	0.0	3.9	4.2

Access Detail By County

July 1, 2024

Created by...
Medica

Access Analysis
Physical, Occupational, and Speech

Eligible / Provider Groups
National Proxy Census (Medica Symphony, Solo, Encore, and Direct MNN020)
Medica Symphony, Solo, Encore, and Direct MNN020 Physical, Occupational, and Speech (Medica Regional Service Area)

All Eligibles										
State Name	County	Eligible	Provider	Counts	With Access		Without Access		Average Distance	Average Time
		#	Standard	#	#	%	#	%	1	1
Minnesota	Roseau	347	1 in 60 miles or 60 mins	39	347	100.0	0	0.0	6.8	7.3
	Scott	601	1 in 60 miles or 60 mins	76	601	100.0	0	0.0	3.0	3.3
	Sherburne	498	1 in 60 miles or 60 mins	396	498	100.0	0	0.0	3.0	3.2
	Sibley	167	1 in 60 miles or 60 mins	2	167	100.0	0	0.0	11.9	13.0
	St. Louis	919	1 in 60 miles or 60 mins	644	919	100.0	0	0.0	6.2	6.8
	Stearns	798	1 in 60 miles or 60 mins	536	798	100.0	0	0.0	4.7	5.1
	Steele	191	1 in 60 miles or 60 mins	33	191	100.0	0	0.0	4.3	4.6
	Todd	286	1 in 60 miles or 60 mins	7	286	100.0	0	0.0	14.2	15.5
	Traverse	259	1 in 60 miles or 60 mins	0	259	100.0	0	0.0	18.0	19.6
	Washington	1,030	1 in 60 miles or 60 mins	1,637	1,030	100.0	0	0.0	1.9	2.2
	Wright	743	1 in 60 miles or 60 mins	859	743	100.0	0	0.0	3.0	3.2
	Grand Totals	27,221	1 in 60 miles or 60 mins	19,723	27,221	100.0	0	0.0	4.8	5.4

Podiatry/Medica Symphony, Solo, Encore, and Direct/MNN020

July 1, 2024

Created by...
Medica

Medica Symphony, Solo, Encore, and Direct MNN020 Podiatry

271 providers at 433 locations

- All providers

Podiatry

Employee Group

National Proxy Census (Medica Symphony, Solo, Encore, and Direct MNN020)

Provider Group

Medica Symphony, Solo, Encore, and Direct MNN020 Podiatry (Medica Regional Service Area)

27,221 eligible locations

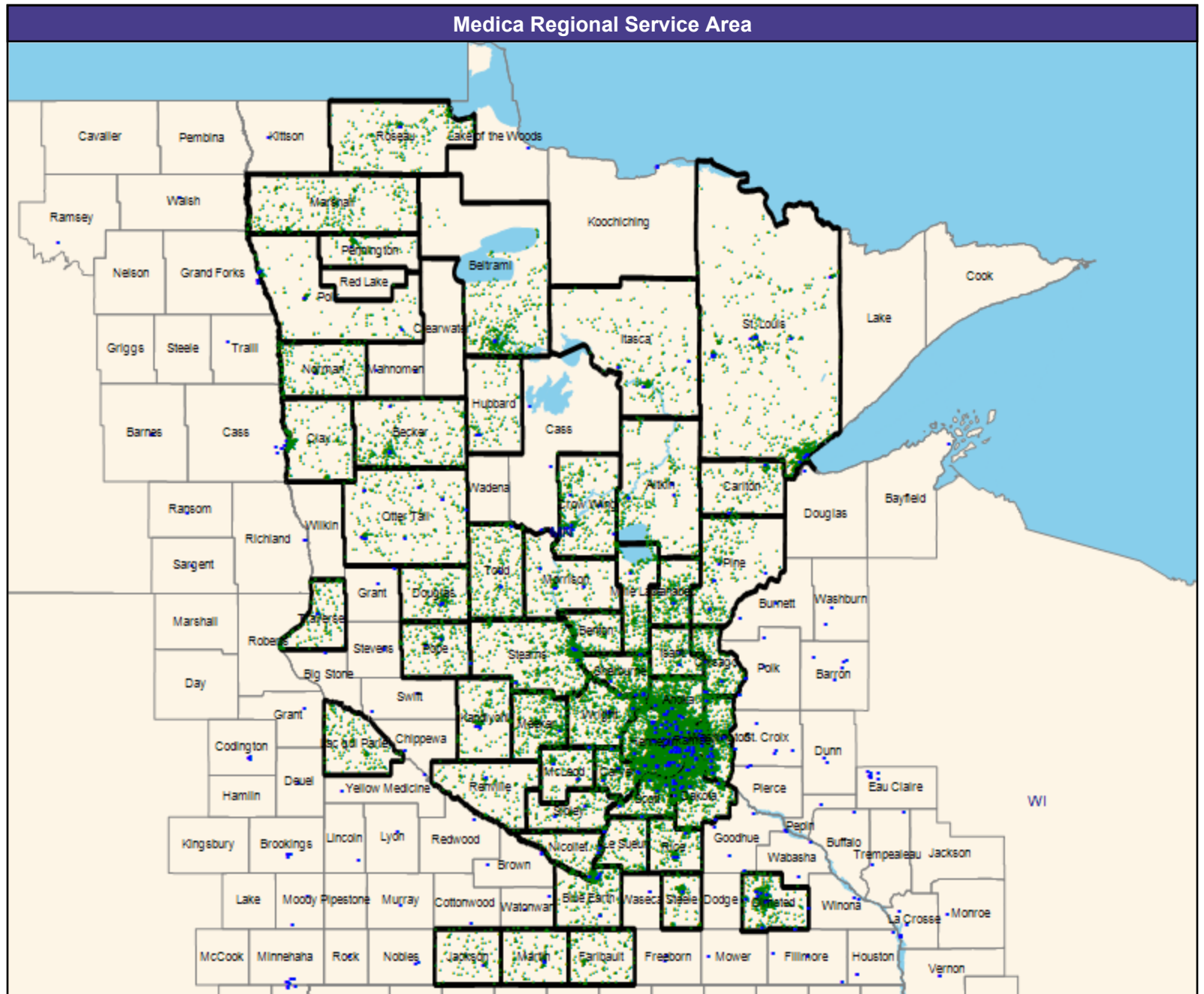
- ◆ With access (27,221)
- Without access (0)

The Access Standard is defined as (National Proxy Census (Medica Symphony, Solo, Encore, and Direct MNN020)) eligibles accessing:

- 1 (Medica Symphony, Solo, Encore, and Direct MNN020 Podiatry (Medica Regional Service Area)) provider in 60 miles or 60 minutes

Service Areas

- Medica Symphony, Solo, Encore, and Direct MNN020



Access Detail By County

July 1, 2024

Created by...
Medica

Access Analysis
Podiatry
Eligible / Provider Groups
National Proxy Census (Medica
Symphony, Solo, Encore, and Direct
MNN020)
Medica Symphony, Solo, Encore,
and Direct MNN020 Podiatry
(Medica Regional Service Area)

		All Eligibles								
State Name	County	Eligible	Provider	Counts	With Access		Without Access		Average Distance	Average Time
		#	Standard	#	#	%	#	%	1	1
Minnesota	Aitkin	287	1 in 60 miles or 60 mins	4	287	100.0	0	0.0	10.4	11.3
	Anoka	1,740	1 in 60 miles or 60 mins	50	1,740	100.0	0	0.0	3.6	4.4
	Becker	364	1 in 60 miles or 60 mins	7	364	100.0	0	0.0	9.3	10.1
	Beltrami	450	1 in 60 miles or 60 mins	3	450	100.0	0	0.0	12.9	14.0
	Benton	243	1 in 60 miles or 60 mins	0	243	100.0	0	0.0	8.4	9.3
	Blue Earth	347	1 in 60 miles or 60 mins	14	347	100.0	0	0.0	4.8	5.2
	Carlton	180	1 in 60 miles or 60 mins	6	180	100.0	0	0.0	6.8	7.4
	Carver	795	1 in 60 miles or 60 mins	17	795	100.0	0	0.0	2.9	3.3
	Chisago	271	1 in 60 miles or 60 mins	7	271	100.0	0	0.0	5.4	5.8
	Clay	324	1 in 60 miles or 60 mins	0	324	100.0	0	0.0	8.3	9.4
	Crow Wing	348	1 in 60 miles or 60 mins	18	348	100.0	0	0.0	6.3	6.8
	Dakota	1,818	1 in 60 miles or 60 mins	54	1,818	100.0	0	0.0	2.8	3.4
	Douglas	191	1 in 60 miles or 60 mins	5	191	100.0	0	0.0	7.0	7.6
	Faribault	151	1 in 60 miles or 60 mins	0	151	100.0	0	0.0	19.3	21.0
	Hennepin	5,098	1 in 60 miles or 60 mins	258	5,098	100.0	0	0.0	2.0	3.1
	Hubbard	110	1 in 60 miles or 60 mins	5	110	100.0	0	0.0	10.2	11.1
	Isanti	226	1 in 60 miles or 60 mins	3	226	100.0	0	0.0	5.6	6.1
	Itasca	216	1 in 60 miles or 60 mins	9	216	100.0	0	0.0	12.0	13.1
	Jackson	107	1 in 60 miles or 60 mins	2	107	100.0	0	0.0	8.7	9.5
	Kanabec	347	1 in 60 miles or 60 mins	4	347	100.0	0	0.0	6.3	6.8
	Kandiyohi	231	1 in 60 miles or 60 mins	4	231	100.0	0	0.0	7.1	7.6
	Lac qui Parle	265	1 in 60 miles or 60 mins	0	265	100.0	0	0.0	17.4	19.0
	Le Sueur	145	1 in 60 miles or 60 mins	4	145	100.0	0	0.0	8.0	8.7
	Marshall	388	1 in 60 miles or 60 mins	0	388	100.0	0	0.0	25.5	27.8
	Martin	200	1 in 60 miles or 60 mins	2	200	100.0	0	0.0	7.6	8.3
	McLeod	199	1 in 60 miles or 60 mins	3	199	100.0	0	0.0	4.3	4.6
	Meeker	512	1 in 60 miles or 60 mins	1	512	100.0	0	0.0	11.3	12.3
	Mille Lacs	305	1 in 60 miles or 60 mins	1	305	100.0	0	0.0	10.3	11.2
	Morrison	187	1 in 60 miles or 60 mins	8	187	100.0	0	0.0	7.1	7.7
	Nicollet	161	1 in 60 miles or 60 mins	7	161	100.0	0	0.0	4.3	4.6
	Norman	286	1 in 60 miles or 60 mins	2	286	100.0	0	0.0	12.1	13.1
	Olmsted	706	1 in 60 miles or 60 mins	22	706	100.0	0	0.0	2.7	3.0
	Otter Tail	302	1 in 60 miles or 60 mins	18	302	100.0	0	0.0	7.2	7.8
	Pennington	145	1 in 60 miles or 60 mins	6	145	100.0	0	0.0	6.3	6.8
	Pine	298	1 in 60 miles or 60 mins	9	298	100.0	0	0.0	6.8	7.3
	Polk	156	1 in 60 miles or 60 mins	6	156	100.0	0	0.0	9.3	10.1
	Pope	232	1 in 60 miles or 60 mins	3	232	100.0	0	0.0	5.7	6.2
	Ramsey	2,586	1 in 60 miles or 60 mins	76	2,586	100.0	0	0.0	1.6	2.7
	Renville	157	1 in 60 miles or 60 mins	2	157	100.0	0	0.0	10.5	11.4
	Rice	308	1 in 60 miles or 60 mins	8	308	100.0	0	0.0	4.6	5.0

Access Detail By County

July 1, 2024

Created by...
Medica

Access Analysis
Podiatry

Eligible / Provider Groups

- National Proxy Census (Medica Symphony, Solo, Encore, and Direct MNN020)
- Medica Symphony, Solo, Encore, and Direct MNN020 Podiatry (Medica Regional Service Area)

All Eligibles										
State Name	County	Eligible	Provider	Counts	With Access		Without Access		Average Distance	Average Time
		#	Standard	#	#	%	#	%	1	1
Minnesota	Roseau	347	1 in 60 miles or 60 mins	3	347	100.0	0	0.0	15.4	16.8
	Scott	601	1 in 60 miles or 60 mins	9	601	100.0	0	0.0	3.4	3.8
	Sherburne	498	1 in 60 miles or 60 mins	12	498	100.0	0	0.0	4.7	5.1
	Sibley	167	1 in 60 miles or 60 mins	2	167	100.0	0	0.0	6.3	6.8
	St. Louis	919	1 in 60 miles or 60 mins	33	919	100.0	0	0.0	7.9	9.0
	Stearns	798	1 in 60 miles or 60 mins	18	798	100.0	0	0.0	9.0	9.9
	Steele	191	1 in 60 miles or 60 mins	5	191	100.0	0	0.0	5.4	5.9
	Todd	286	1 in 60 miles or 60 mins	3	286	100.0	0	0.0	9.0	9.8
	Traverse	259	1 in 60 miles or 60 mins	2	259	100.0	0	0.0	7.9	8.6
	Washington	1,030	1 in 60 miles or 60 mins	18	1,030	100.0	0	0.0	2.9	3.5
	Wright	743	1 in 60 miles or 60 mins	9	743	100.0	0	0.0	5.4	5.8
Grand Totals		27,221	1 in 60 miles or 60 mins	762	27,221	100.0	0	0.0	5.5	6.3

Pulmonary Disease/Medica Symphony, Solo, Encore, and Direct/MNN020

July 1, 2024

Created by...
Medica

Medica Symphony, Solo, Encore, and Direct MNN020 Pulmonary Disease

333 providers at 230 locations

- All providers

Pulmonary Disease

Employee Group

National Proxy Census (Medica Symphony, Solo, Encore, and Direct MNN020)

Provider Group

Medica Symphony, Solo, Encore, and Direct MNN020 Pulmonary Disease (Medica Regional Service Area)

27,221 eligible locations

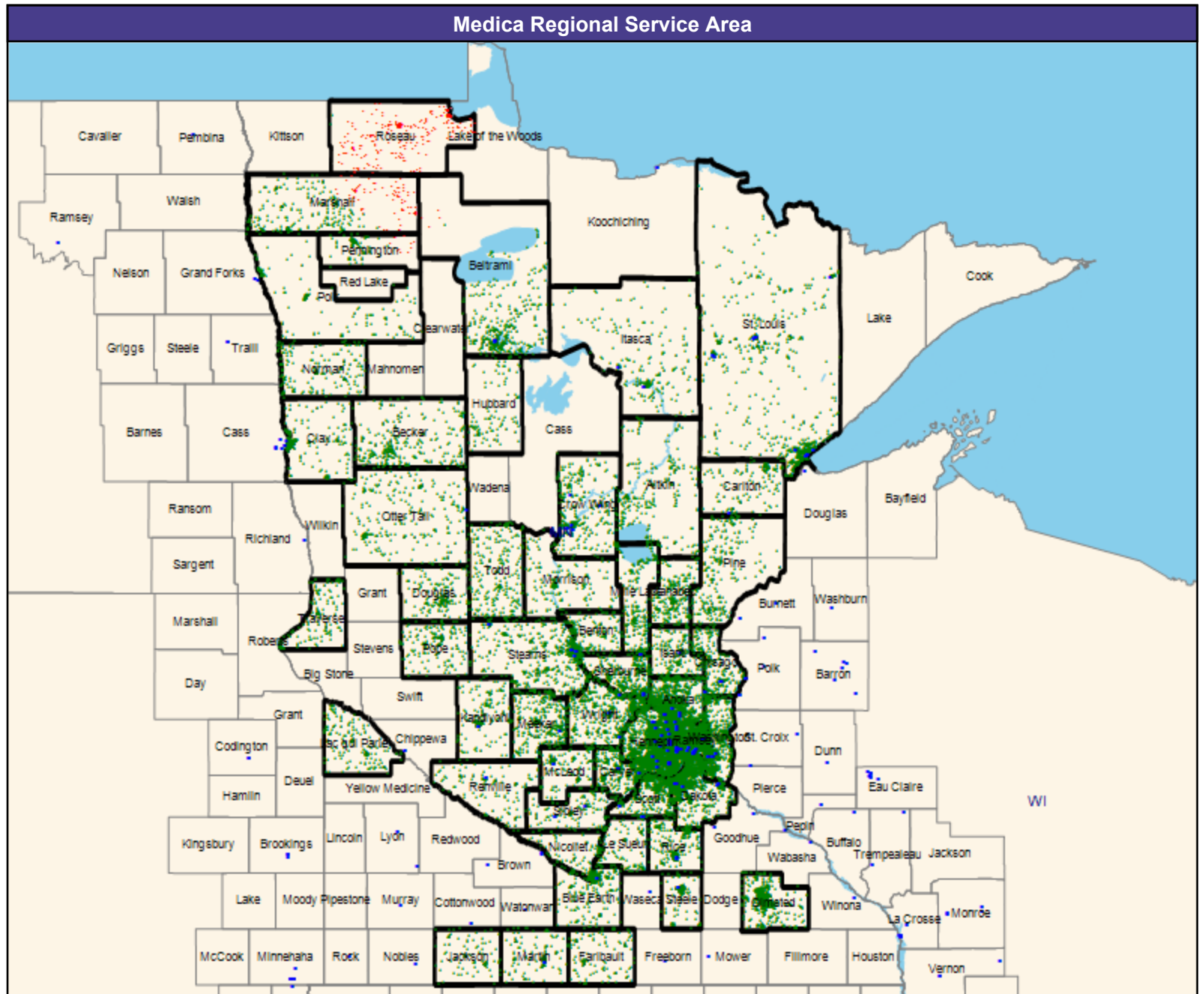
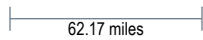
- ◆ With access (26,764)
- Without access (457)

The Access Standard is defined as (National Proxy Census (Medica Symphony, Solo, Encore, and Direct MNN020)) eligibles accessing:

- 1 (Medica Symphony, Solo, Encore, and Direct MNN020 Pulmonary Disease (Medica Regional Service Area)) provider in 60 miles or 60 minutes

Service Areas

- Medica Symphony, Solo, Encore, and Direct MNN020



Access Detail By County

July 1, 2024

Created by...
Medica

Access Analysis
Pulmonary Disease
Eligible / Provider Groups
National Proxy Census (Medica
Symphony, Solo, Encore, and Direct
MNN020)
Medica Symphony, Solo, Encore,
and Direct MNN020 Pulmonary
Disease (Medica Regional Service
Area)

All Eligibles										
State Name	County	Eligible	Provider	Counts	With Access		Without Access		Average Distance	Average Time
		#	Standard	#	#	%	#	%	1	1
Minnesota	Aitkin	287	1 in 60 miles or 60 mins	0	287	100.0	0	0.0	23.8	25.9
	Anoka	1,740	1 in 60 miles or 60 mins	52	1,740	100.0	0	0.0	4.3	5.4
	Becker	364	1 in 60 miles or 60 mins	0	364	100.0	0	0.0	41.6	45.5
	Beltrami	450	1 in 60 miles or 60 mins	4	446	99.1	4	0.9	13.4	14.5
	Benton	243	1 in 60 miles or 60 mins	0	243	100.0	0	0.0	8.8	10.3
	Blue Earth	347	1 in 60 miles or 60 mins	12	347	100.0	0	0.0	7.7	8.4
	Carlton	180	1 in 60 miles or 60 mins	2	180	100.0	0	0.0	15.5	16.9
	Carver	795	1 in 60 miles or 60 mins	6	795	100.0	0	0.0	5.3	5.9
	Chisago	271	1 in 60 miles or 60 mins	80	271	100.0	0	0.0	8.3	9.0
	Clay	324	1 in 60 miles or 60 mins	0	324	100.0	0	0.0	10.0	11.5
	Crow Wing	348	1 in 60 miles or 60 mins	15	348	100.0	0	0.0	7.2	7.8
	Dakota	1,818	1 in 60 miles or 60 mins	93	1,818	100.0	0	0.0	5.1	7.1
	Douglas	191	1 in 60 miles or 60 mins	0	191	100.0	0	0.0	29.4	32.0
	Faribault	151	1 in 60 miles or 60 mins	0	151	100.0	0	0.0	22.2	24.2
	Hennepin	5,098	1 in 60 miles or 60 mins	541	5,098	100.0	0	0.0	2.8	4.2
	Hubbard	110	1 in 60 miles or 60 mins	0	110	100.0	0	0.0	29.9	32.6
	Isanti	226	1 in 60 miles or 60 mins	3	226	100.0	0	0.0	7.4	8.1
	Itasca	216	1 in 60 miles or 60 mins	6	216	100.0	0	0.0	13.5	14.7
	Jackson	107	1 in 60 miles or 60 mins	0	107	100.0	0	0.0	17.8	19.4
	Kanabec	347	1 in 60 miles or 60 mins	0	347	100.0	0	0.0	24.3	26.5
	Kandiyohi	231	1 in 60 miles or 60 mins	2	231	100.0	0	0.0	8.6	9.4
	Lac qui Parle	265	1 in 60 miles or 60 mins	0	265	100.0	0	0.0	25.1	27.4
	Le Sueur	145	1 in 60 miles or 60 mins	0	145	100.0	0	0.0	11.8	12.8
	Marshall	388	1 in 60 miles or 60 mins	0	292	75.3	96	24.7	48.1	52.4
	Martin	200	1 in 60 miles or 60 mins	4	200	100.0	0	0.0	8.2	8.9
	McLeod	199	1 in 60 miles or 60 mins	5	199	100.0	0	0.0	9.0	9.8
	Meeker	512	1 in 60 miles or 60 mins	5	512	100.0	0	0.0	13.0	14.1
	Mille Lacs	305	1 in 60 miles or 60 mins	0	305	100.0	0	0.0	18.9	20.6
	Morrison	187	1 in 60 miles or 60 mins	0	187	100.0	0	0.0	25.5	28.2
	Nicollet	161	1 in 60 miles or 60 mins	0	161	100.0	0	0.0	9.4	10.2
	Norman	286	1 in 60 miles or 60 mins	0	286	100.0	0	0.0	36.4	39.6
	Olmsted	706	1 in 60 miles or 60 mins	0	706	100.0	0	0.0	33.5	37.6
	Otter Tail	302	1 in 60 miles or 60 mins	2	302	100.0	0	0.0	27.9	30.5
	Pennington	145	1 in 60 miles or 60 mins	0	133	91.7	12	8.3	49.0	53.4
	Pine	298	1 in 60 miles or 60 mins	0	298	100.0	0	0.0	17.5	19.1
	Polk	156	1 in 60 miles or 60 mins	0	156	100.0	0	0.0	29.6	32.2
	Pope	232	1 in 60 miles or 60 mins	0	232	100.0	0	0.0	28.4	31.0
	Ramsey	2,586	1 in 60 miles or 60 mins	118	2,586	100.0	0	0.0	2.7	4.4
	Renville	157	1 in 60 miles or 60 mins	1	157	100.0	0	0.0	12.3	13.4
	Rice	308	1 in 60 miles or 60 mins	14	308	100.0	0	0.0	8.3	9.0

Access Detail By County

July 1, 2024

Created by...
Medica

Access Analysis
Pulmonary Disease

Eligible / Provider Groups

National Proxy Census (Medica Symphony, Solo, Encore, and Direct MNN020)

Medica Symphony, Solo, Encore, and Direct MNN020 Pulmonary Disease (Medica Regional Service Area)

All Eligibles										
State Name	County	Eligible	Provider	Counts	With Access		Without Access		Average Distance	Average Time
		#	Standard	#	#	%	#	%	1	1
Minnesota	Roseau	347	1 in 60 miles or 60 mins	0	2	0.6	345	99.4	83.8	91.4
	Scott	601	1 in 60 miles or 60 mins	15	601	100.0	0	0.0	7.0	8.2
	Sherburne	498	1 in 60 miles or 60 mins	75	498	100.0	0	0.0	6.3	6.9
	Sibley	167	1 in 60 miles or 60 mins	3	167	100.0	0	0.0	7.2	7.9
	St. Louis	919	1 in 60 miles or 60 mins	42	919	100.0	0	0.0	8.7	9.7
	Stearns	798	1 in 60 miles or 60 mins	36	798	100.0	0	0.0	10.3	11.5
	Steele	191	1 in 60 miles or 60 mins	14	191	100.0	0	0.0	6.5	7.1
	Todd	286	1 in 60 miles or 60 mins	0	286	100.0	0	0.0	19.9	21.7
	Traverse	259	1 in 60 miles or 60 mins	0	259	100.0	0	0.0	36.4	39.7
	Washington	1,030	1 in 60 miles or 60 mins	29	1,030	100.0	0	0.0	6.2	7.5
	Wright	743	1 in 60 miles or 60 mins	5	743	100.0	0	0.0	7.1	7.8
	Grand Totals	27,221	1 in 60 miles or 60 mins	1,184	26,764	98.3	457	1.7	11.6	13.3

Radiology and Nuclear Medicine/Medica Symphony, Solo, Encore, and Direct/MNN020

July 1, 2024

Created by...
Medica

Medica Symphony, Solo, Encore, and Direct MNN020 Radiology and Nuclear Medicine

1,986 providers at 414 locations
■ All providers

Radiology and Nuclear Medicine

Employee Group

National Proxy Census (Medica Symphony, Solo, Encore, and Direct MNN020)

Provider Group

Medica Symphony, Solo, Encore, and Direct MNN020 Radiology and Nuclear Medicine (Medica Regional Service Area)

27,221 eligible locations
◆ With access (27,221)
● Without access (0)

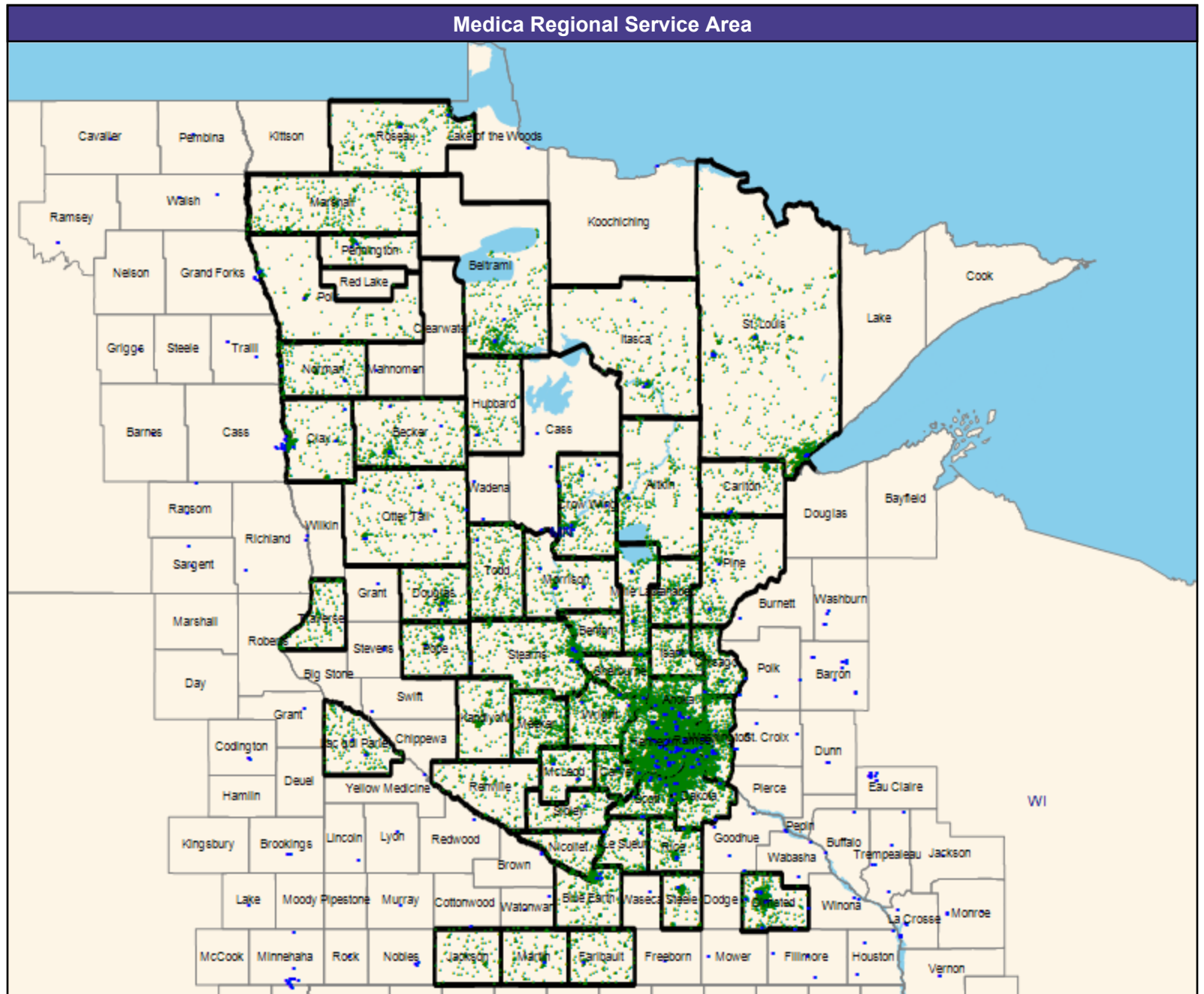
The Access Standard is defined as (National Proxy Census (Medica Symphony, Solo, Encore, and Direct MNN020)) eligibles accessing:

1 (Medica Symphony, Solo, Encore, and Direct MNN020 Radiology and Nuclear Medicine (Medica Regional Service Area)) provider in 60 miles or 60 minutes

Service Areas

□ Medica Symphony, Solo, Encore, and Direct MNN020

62.17 miles



Access Detail By County

July 1, 2024

Created by...
Medica

Access Analysis
Radiology and Nuclear Medicine

Eligible / Provider Groups
National Proxy Census (Medica Symphony, Solo, Encore, and Direct MNN020)
Medica Symphony, Solo, Encore, and Direct MNN020 Radiology and Nuclear Medicine (Medica Regional Service Area)

All Eligibles										
State Name	County	Eligible	Provider	Counts	With Access		Without Access		Average Distance	Average Time
		#	Standard	#	#	%	#	%	1	1
Minnesota	Aitkin	287	1 in 60 miles or 60 mins	90	287	100.0	0	0.0	15.7	17.1
	Anoka	1,740	1 in 60 miles or 60 mins	2,427	1,740	100.0	0	0.0	3.6	4.4
	Becker	364	1 in 60 miles or 60 mins	108	364	100.0	0	0.0	8.0	8.7
	Beltrami	450	1 in 60 miles or 60 mins	234	450	100.0	0	0.0	10.3	11.2
	Benton	243	1 in 60 miles or 60 mins	0	243	100.0	0	0.0	7.4	8.2
	Blue Earth	347	1 in 60 miles or 60 mins	1,741	347	100.0	0	0.0	6.4	7.0
	Carlton	180	1 in 60 miles or 60 mins	21	180	100.0	0	0.0	17.5	22.4
	Carver	795	1 in 60 miles or 60 mins	160	795	100.0	0	0.0	5.3	5.8
	Chisago	271	1 in 60 miles or 60 mins	1,035	271	100.0	0	0.0	7.7	8.4
	Clay	324	1 in 60 miles or 60 mins	24	324	100.0	0	0.0	5.0	5.6
	Crow Wing	348	1 in 60 miles or 60 mins	369	348	100.0	0	0.0	5.5	6.0
	Dakota	1,818	1 in 60 miles or 60 mins	2,527	1,818	100.0	0	0.0	4.0	4.8
	Douglas	191	1 in 60 miles or 60 mins	290	191	100.0	0	0.0	7.3	7.9
	Faribault	151	1 in 60 miles or 60 mins	189	151	100.0	0	0.0	13.0	14.2
	Hennepin	5,098	1 in 60 miles or 60 mins	9,482	5,098	100.0	0	0.0	2.5	3.8
	Hubbard	110	1 in 60 miles or 60 mins	24	110	100.0	0	0.0	11.3	12.2
	Isanti	226	1 in 60 miles or 60 mins	3	226	100.0	0	0.0	7.4	8.0
	Itasca	216	1 in 60 miles or 60 mins	30	216	100.0	0	0.0	12.0	13.0
	Jackson	107	1 in 60 miles or 60 mins	0	107	100.0	0	0.0	16.1	17.5
	Kanabec	347	1 in 60 miles or 60 mins	9	347	100.0	0	0.0	6.1	6.7
	Kandiyohi	231	1 in 60 miles or 60 mins	0	231	100.0	0	0.0	26.5	28.8
	Lac qui Parle	265	1 in 60 miles or 60 mins	542	265	100.0	0	0.0	6.3	6.8
	Le Sueur	145	1 in 60 miles or 60 mins	24	145	100.0	0	0.0	7.2	7.8
	Marshall	388	1 in 60 miles or 60 mins	0	388	100.0	0	0.0	25.3	27.5
	Martin	200	1 in 60 miles or 60 mins	850	200	100.0	0	0.0	7.9	8.5
	McLeod	199	1 in 60 miles or 60 mins	15	199	100.0	0	0.0	6.1	6.6
	Meeker	512	1 in 60 miles or 60 mins	0	512	100.0	0	0.0	19.6	21.3
	Mille Lacs	305	1 in 60 miles or 60 mins	60	305	100.0	0	0.0	6.1	6.7
	Morrison	187	1 in 60 miles or 60 mins	381	187	100.0	0	0.0	7.2	7.8
	Nicollet	161	1 in 60 miles or 60 mins	0	161	100.0	0	0.0	8.4	9.1
	Norman	286	1 in 60 miles or 60 mins	9	286	100.0	0	0.0	9.8	10.6
	Olmsted	706	1 in 60 miles or 60 mins	726	706	100.0	0	0.0	2.9	3.2
	Otter Tail	302	1 in 60 miles or 60 mins	531	302	100.0	0	0.0	7.2	7.8
	Pennington	145	1 in 60 miles or 60 mins	111	145	100.0	0	0.0	5.2	5.6
	Pine	298	1 in 60 miles or 60 mins	16	298	100.0	0	0.0	7.5	8.1
	Polk	156	1 in 60 miles or 60 mins	666	156	100.0	0	0.0	12.5	13.6
	Pope	232	1 in 60 miles or 60 mins	42	232	100.0	0	0.0	5.9	6.4
	Ramsey	2,586	1 in 60 miles or 60 mins	4,082	2,586	100.0	0	0.0	2.1	3.4
	Renville	157	1 in 60 miles or 60 mins	0	157	100.0	0	0.0	18.0	19.6
	Rice	308	1 in 60 miles or 60 mins	777	308	100.0	0	0.0	5.2	5.6

Access Detail By County

July 1, 2024

Created by...
Medica

Access Analysis
Radiology and Nuclear Medicine

Eligible / Provider Groups
National Proxy Census (Medica Symphony, Solo, Encore, and Direct MNN020)
Medica Symphony, Solo, Encore, and Direct MNN020 Radiology and Nuclear Medicine (Medica Regional Service Area)

All Eligibles										
State Name	County	Eligible	Provider	Counts	With Access		Without Access		Average Distance	Average Time
		#	Standard	#	#	%	#	%	1	1
Minnesota	Roseau	347	1 in 60 miles or 60 mins	312	347	100.0	0	0.0	10.4	11.3
	Scott	601	1 in 60 miles or 60 mins	1,470	601	100.0	0	0.0	3.6	3.9
	Sherburne	498	1 in 60 miles or 60 mins	339	498	100.0	0	0.0	6.6	7.2
	Sibley	167	1 in 60 miles or 60 mins	24	167	100.0	0	0.0	9.8	10.6
	St. Louis	919	1 in 60 miles or 60 mins	1,279	919	100.0	0	0.0	10.6	12.8
	Stearns	798	1 in 60 miles or 60 mins	1,113	798	100.0	0	0.0	11.0	12.0
	Steele	191	1 in 60 miles or 60 mins	825	191	100.0	0	0.0	6.5	7.1
	Todd	286	1 in 60 miles or 60 mins	3	286	100.0	0	0.0	16.8	18.2
	Traverse	259	1 in 60 miles or 60 mins	0	259	100.0	0	0.0	30.4	33.1
	Washington	1,030	1 in 60 miles or 60 mins	677	1,030	100.0	0	0.0	4.7	5.6
	Wright	743	1 in 60 miles or 60 mins	1,364	743	100.0	0	0.0	7.9	8.7
	Grand Totals	27,221	1 in 60 miles or 60 mins	35,001	27,221	100.0	0	0.0	6.7	7.7

Reconstructive Surgery/Medica Symphony, Solo, Encore, and Direct/MNN020

July 1, 2024

Created by...
Medica

Medica Symphony, Solo, Encore, and Direct MNN020 Reconstructive Surgery

109 providers at 113 locations

■ All providers

Reconstructive Surgery

Employee Group

National Proxy Census (Medica Symphony, Solo, Encore, and Direct MNN020)

Provider Group

Medica Symphony, Solo, Encore, and Direct MNN020 Reconstructive Surgery (Medica Regional Service Area)

27,221 eligible locations

◆ With access (25,941)

● Without access (1,280)

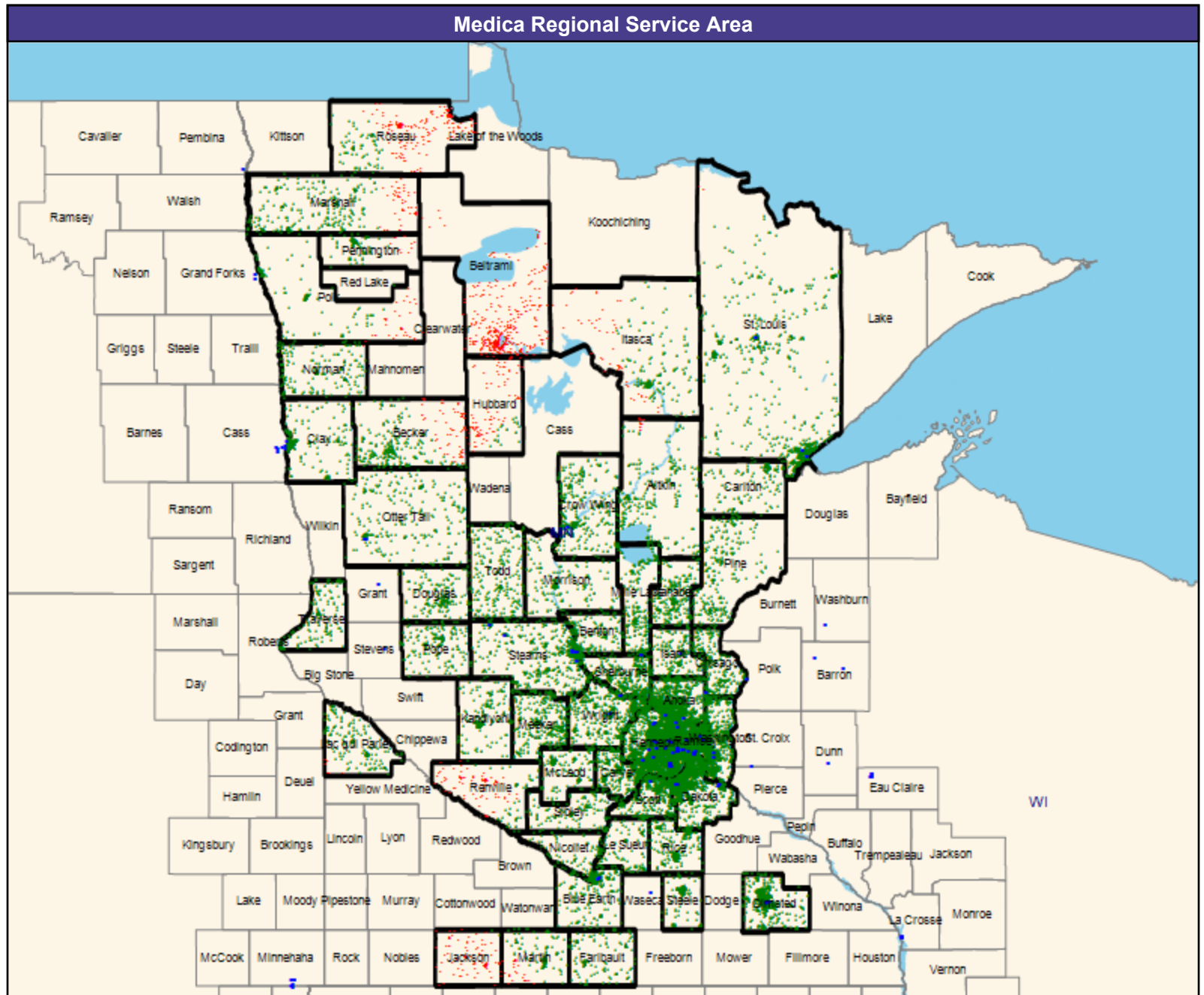
The Access Standard is defined as (National Proxy Census (Medica Symphony, Solo, Encore, and Direct MNN020) eligibles accessing:

1 (Medica Symphony, Solo, Encore, and Direct MNN020 Reconstructive Surgery (Medica Regional Service Area)) provider in 60 miles or 60 minutes

Service Areas

□ Medica Symphony, Solo, Encore, and Direct MNN020

62.17 miles



Access Detail By County

July 1, 2024

Created by...
Medica

Access Analysis
Reconstructive Surgery

Eligible / Provider Groups
National Proxy Census (Medica
Symphony, Solo, Encore, and Direct
MNN020)
Medica Symphony, Solo, Encore,
and Direct MNN020 Reconstructive
Surgery (Medica Regional Service
Area)

All Eligibles										
State Name	County	Eligible	Provider	Counts	With Access		Without Access		Average Distance	Average Time
		#	Standard	#	#	%	#	%	1	1
Minnesota	Aitkin	287	1 in 60 miles or 60 mins	0	276	96.2	11	3.8	42.7	46.5
	Anoka	1,740	1 in 60 miles or 60 mins	17	1,740	100.0	0	0.0	5.4	6.9
	Becker	364	1 in 60 miles or 60 mins	0	300	82.4	64	17.6	47.3	51.6
	Beltrami	450	1 in 60 miles or 60 mins	0	0	0.0	450	100.0	90.4	98.6
	Benton	243	1 in 60 miles or 60 mins	0	243	100.0	0	0.0	8.8	10.3
	Blue Earth	347	1 in 60 miles or 60 mins	6	347	100.0	0	0.0	7.8	8.5
	Carlton	180	1 in 60 miles or 60 mins	0	180	100.0	0	0.0	29.5	32.8
	Carver	795	1 in 60 miles or 60 mins	0	795	100.0	0	0.0	10.5	11.6
	Chisago	271	1 in 60 miles or 60 mins	10	271	100.0	0	0.0	10.6	11.6
	Clay	324	1 in 60 miles or 60 mins	0	324	100.0	0	0.0	9.8	11.3
	Crow Wing	348	1 in 60 miles or 60 mins	8	348	100.0	0	0.0	15.3	16.7
	Dakota	1,818	1 in 60 miles or 60 mins	10	1,818	100.0	0	0.0	6.6	8.6
	Douglas	191	1 in 60 miles or 60 mins	0	191	100.0	0	0.0	25.2	27.4
	Faribault	151	1 in 60 miles or 60 mins	0	151	100.0	0	0.0	35.8	39.0
	Hennepin	5,098	1 in 60 miles or 60 mins	186	5,098	100.0	0	0.0	3.0	4.7
	Hubbard	110	1 in 60 miles or 60 mins	0	21	19.1	89	80.9	67.1	73.2
	Isanti	226	1 in 60 miles or 60 mins	2	226	100.0	0	0.0	7.5	8.1
	Itasca	216	1 in 60 miles or 60 mins	0	166	76.9	50	23.1	54.4	59.3
	Jackson	107	1 in 60 miles or 60 mins	0	2	1.9	105	98.1	71.2	78.8
	Kanabec	347	1 in 60 miles or 60 mins	0	347	100.0	0	0.0	24.5	26.7
	Kandiyohi	231	1 in 60 miles or 60 mins	0	231	100.0	0	0.0	40.0	43.6
	Lac qui Parle	265	1 in 60 miles or 60 mins	0	259	97.7	6	2.3	47.9	52.2
	Le Sueur	145	1 in 60 miles or 60 mins	0	145	100.0	0	0.0	19.6	21.3
	Marshall	388	1 in 60 miles or 60 mins	0	335	86.3	53	13.7	40.6	44.3
	Martin	200	1 in 60 miles or 60 mins	0	167	83.5	33	16.5	52.5	57.2
	McLeod	199	1 in 60 miles or 60 mins	0	199	100.0	0	0.0	35.1	38.3
	Meeker	512	1 in 60 miles or 60 mins	0	512	100.0	0	0.0	32.0	34.9
	Mille Lacs	305	1 in 60 miles or 60 mins	0	305	100.0	0	0.0	19.5	21.3
	Morrison	187	1 in 60 miles or 60 mins	0	187	100.0	0	0.0	26.2	29.1
	Nicollet	161	1 in 60 miles or 60 mins	0	161	100.0	0	0.0	14.0	15.2
	Norman	286	1 in 60 miles or 60 mins	0	285	99.7	1	0.3	38.0	41.4
	Olmsted	706	1 in 60 miles or 60 mins	12	706	100.0	0	0.0	5.9	6.5
	Otter Tail	302	1 in 60 miles or 60 mins	4	302	100.0	0	0.0	24.2	26.4
	Pennington	145	1 in 60 miles or 60 mins	0	133	91.7	12	8.3	48.6	53.0
	Pine	298	1 in 60 miles or 60 mins	0	298	100.0	0	0.0	40.5	44.2
	Polk	156	1 in 60 miles or 60 mins	0	120	76.9	36	23.1	35.8	39.0
	Pope	232	1 in 60 miles or 60 mins	0	232	100.0	0	0.0	21.9	23.9
	Ramsey	2,586	1 in 60 miles or 60 mins	48	2,586	100.0	0	0.0	2.7	4.3
	Renville	157	1 in 60 miles or 60 mins	0	52	33.1	105	66.9	61.8	67.4
	Rice	308	1 in 60 miles or 60 mins	0	308	100.0	0	0.0	23.5	26.4

Access Detail By County

July 1, 2024

Created by...
Medica

Access Analysis
Reconstructive Surgery

Eligible / Provider Groups
National Proxy Census (Medica Symphony, Solo, Encore, and Direct MNN020)
Medica Symphony, Solo, Encore, and Direct MNN020 Reconstructive Surgery (Medica Regional Service Area)

All Eligibles										
State Name	County	Eligible	Provider	Counts	With Access		Without Access		Average Distance	Average Time
		#	Standard	#	#	%	#	%	1	1
Minnesota	Roseau	347	1 in 60 miles or 60 mins	0	84	24.2	263	75.8	71.8	78.3
	Scott	601	1 in 60 miles or 60 mins	4	601	100.0	0	0.0	8.4	9.5
	Sherburne	498	1 in 60 miles or 60 mins	2	498	100.0	0	0.0	8.7	9.4
	Sibley	167	1 in 60 miles or 60 mins	0	167	100.0	0	0.0	34.1	37.2
	St. Louis	919	1 in 60 miles or 60 mins	18	917	99.8	2	0.2	14.5	16.0
	Stearns	798	1 in 60 miles or 60 mins	47	798	100.0	0	0.0	8.7	9.7
	Steele	191	1 in 60 miles or 60 mins	0	191	100.0	0	0.0	17.5	19.1
	Todd	286	1 in 60 miles or 60 mins	0	286	100.0	0	0.0	22.7	24.8
	Traverse	259	1 in 60 miles or 60 mins	0	259	100.0	0	0.0	33.2	36.2
	Washington	1,030	1 in 60 miles or 60 mins	10	1,030	100.0	0	0.0	6.7	8.2
	Wright	743	1 in 60 miles or 60 mins	17	743	100.0	0	0.0	9.8	10.8
	Grand Totals	27,221	1 in 60 miles or 60 mins	401	25,941	95.3	1,280	4.7	16.2	18.3

Rheumatology/Medica Symphony, Solo, Encore, and Direct/MNN020

July 1, 2024

Created by...
Medica

Medica Symphony, Solo, Encore, and Direct MNN020 Rheumatology

119 providers at 118 locations

- All providers

Rheumatology

Employee Group

National Proxy Census (Medica Symphony, Solo, Encore, and Direct MNN020)

Provider Group

Medica Symphony, Solo, Encore, and Direct MNN020 Rheumatology (Medica Regional Service Area)

27,221 eligible locations

- ◆ With access (26,250)
- Without access (971)

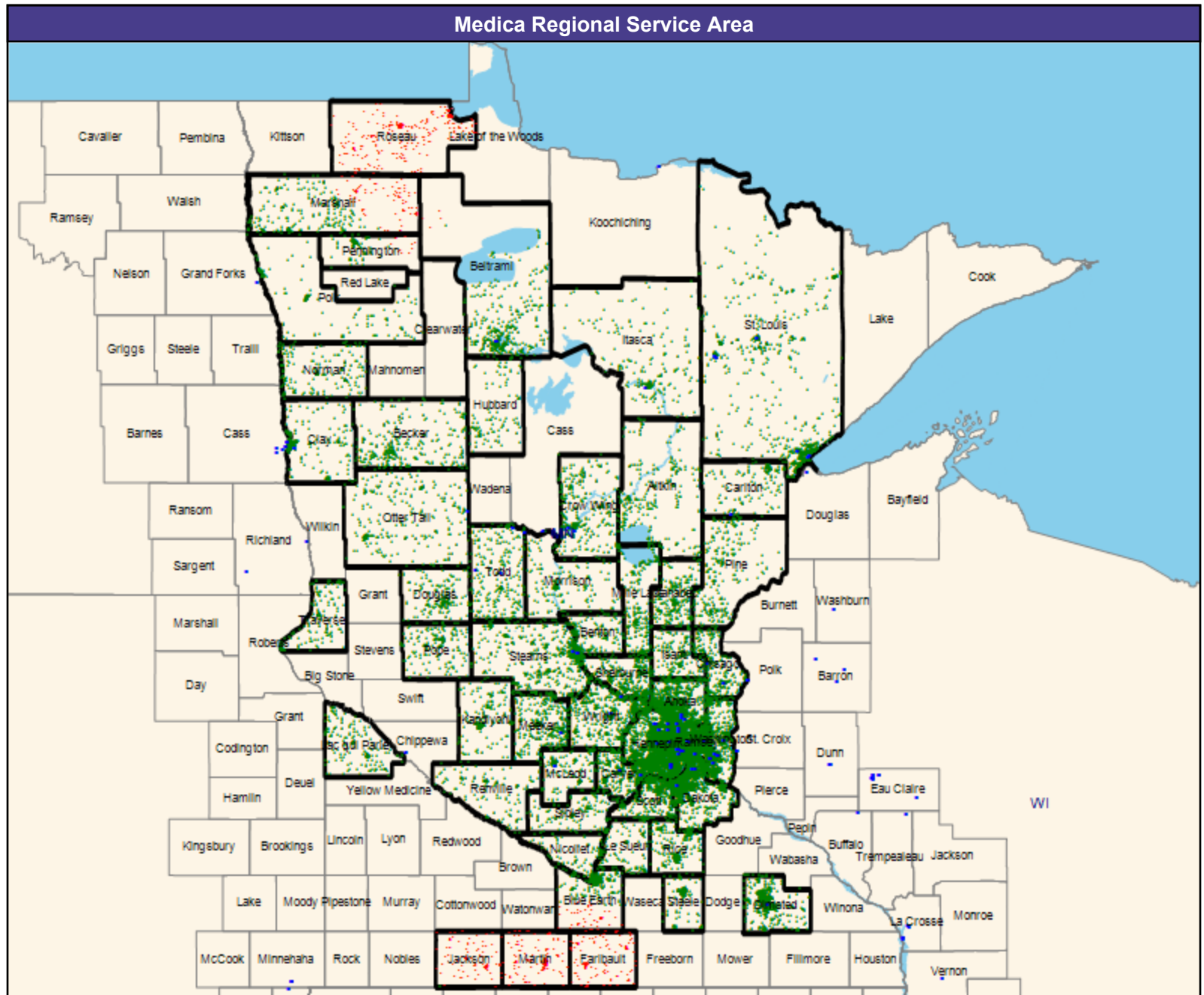
The Access Standard is defined as (National Proxy Census (Medica Symphony, Solo, Encore, and Direct MNN020)) eligibles accessing:

- 1 (Medica Symphony, Solo, Encore, and Direct MNN020 Rheumatology (Medica Regional Service Area)) provider in 60 miles or 60 minutes

Service Areas

- Medica Symphony, Solo, Encore, and Direct MNN020

62.17 miles



Access Detail By County

July 1, 2024

Created by...
Medica

Access Analysis
Rheumatology

Eligible / Provider Groups
National Proxy Census (Medica
Symphony, Solo, Encore, and Direct
MNN020)
Medica Symphony, Solo, Encore,
and Direct MNN020 Rheumatology
(Medica Regional Service Area)

		All Eligibles									
State Name	County	Eligible	Provider	Counts	With Access		Without Access		Average Distance	Average Time	
		#	Standard	#	#	%	#	%	1	1	
Minnesota	Aitkin	287	1 in 60 miles or 60 mins	0	287	100.0	0	0.0	31.4	34.2	
	Anoka	1,740	1 in 60 miles or 60 mins	12	1,740	100.0	0	0.0	6.0	8.1	
	Becker	364	1 in 60 miles or 60 mins	0	364	100.0	0	0.0	39.4	42.9	
	Beltrami	450	1 in 60 miles or 60 mins	6	446	99.1	4	0.9	13.4	14.6	
	Benton	243	1 in 60 miles or 60 mins	0	243	100.0	0	0.0	9.3	11.1	
	Blue Earth	347	1 in 60 miles or 60 mins	0	293	84.4	54	15.6	53.4	58.3	
	Carlton	180	1 in 60 miles or 60 mins	1	180	100.0	0	0.0	15.5	16.9	
	Carver	795	1 in 60 miles or 60 mins	3	795	100.0	0	0.0	5.6	6.2	
	Chisago	271	1 in 60 miles or 60 mins	3	271	100.0	0	0.0	6.8	7.4	
	Clay	324	1 in 60 miles or 60 mins	2	324	100.0	0	0.0	8.8	9.6	
	Crow Wing	348	1 in 60 miles or 60 mins	4	348	100.0	0	0.0	14.5	15.8	
	Dakota	1,818	1 in 60 miles or 60 mins	9	1,818	100.0	0	0.0	6.7	8.2	
	Douglas	191	1 in 60 miles or 60 mins	0	191	100.0	0	0.0	26.0	28.3	
	Faribault	151	1 in 60 miles or 60 mins	0	0	0.0	151	100.0	79.2	86.4	
	Hennepin	5,098	1 in 60 miles or 60 mins	119	5,098	100.0	0	0.0	3.8	5.8	
	Hubbard	110	1 in 60 miles or 60 mins	0	110	100.0	0	0.0	30.0	32.7	
	Isanti	226	1 in 60 miles or 60 mins	0	226	100.0	0	0.0	16.6	18.1	
	Itasca	216	1 in 60 miles or 60 mins	1	216	100.0	0	0.0	16.6	18.1	
	Jackson	107	1 in 60 miles or 60 mins	0	1	0.9	106	99.1	75.9	82.8	
	Kanabec	347	1 in 60 miles or 60 mins	0	347	100.0	0	0.0	35.7	39.0	
	Kandiyohi	231	1 in 60 miles or 60 mins	0	231	100.0	0	0.0	35.8	39.0	
	Lac qui Parle	265	1 in 60 miles or 60 mins	0	265	100.0	0	0.0	25.2	27.4	
	Le Sueur	145	1 in 60 miles or 60 mins	0	145	100.0	0	0.0	32.1	35.0	
	Marshall	388	1 in 60 miles or 60 mins	0	291	75.0	97	25.0	48.7	53.1	
	Martin	200	1 in 60 miles or 60 mins	0	0	0.0	200	100.0	84.2	91.8	
	McLeod	199	1 in 60 miles or 60 mins	3	199	100.0	0	0.0	10.2	11.1	
	Meeker	512	1 in 60 miles or 60 mins	2	512	100.0	0	0.0	13.3	14.4	
	Mille Lacs	305	1 in 60 miles or 60 mins	0	305	100.0	0	0.0	33.4	36.7	
	Morrison	187	1 in 60 miles or 60 mins	1	187	100.0	0	0.0	23.1	25.7	
	Nicollet	161	1 in 60 miles or 60 mins	0	161	100.0	0	0.0	42.7	46.5	
	Norman	286	1 in 60 miles or 60 mins	0	286	100.0	0	0.0	37.1	40.4	
	Olmsted	706	1 in 60 miles or 60 mins	2	706	100.0	0	0.0	6.4	7.1	
	Otter Tail	302	1 in 60 miles or 60 mins	2	302	100.0	0	0.0	26.8	29.2	
	Pennington	145	1 in 60 miles or 60 mins	0	133	91.7	12	8.3	49.4	53.9	
	Pine	298	1 in 60 miles or 60 mins	0	298	100.0	0	0.0	22.2	24.2	
	Polk	156	1 in 60 miles or 60 mins	0	156	100.0	0	0.0	30.1	32.7	
	Pope	232	1 in 60 miles or 60 mins	0	232	100.0	0	0.0	41.0	44.7	
	Ramsey	2,586	1 in 60 miles or 60 mins	13	2,586	100.0	0	0.0	3.2	5.1	
	Renville	157	1 in 60 miles or 60 mins	0	157	100.0	0	0.0	31.9	34.8	
	Rice	308	1 in 60 miles or 60 mins	0	308	100.0	0	0.0	28.7	34.2	

Access Detail By County

July 1, 2024

Created by...
Medica

Access Analysis
Rheumatology

Eligible / Provider Groups
National Proxy Census (Medica Symphony, Solo, Encore, and Direct MNN020)
Medica Symphony, Solo, Encore, and Direct MNN020 Rheumatology (Medica Regional Service Area)

All Eligibles										
State Name	County	Eligible	Provider	Counts	With Access		Without Access		Average Distance	Average Time
		#	Standard	#	#	%	#	%	1	1
Minnesota	Roseau	347	1 in 60 miles or 60 mins	0	0	0.0	347	100.0	90.2	98.3
	Scott	601	1 in 60 miles or 60 mins	0	601	100.0	0	0.0	10.0	11.5
	Sherburne	498	1 in 60 miles or 60 mins	0	498	100.0	0	0.0	12.0	13.2
	Sibley	167	1 in 60 miles or 60 mins	0	167	100.0	0	0.0	25.1	27.4
	St. Louis	919	1 in 60 miles or 60 mins	12	919	100.0	0	0.0	11.5	13.0
	Stearns	798	1 in 60 miles or 60 mins	9	798	100.0	0	0.0	14.5	16.8
	Steele	191	1 in 60 miles or 60 mins	0	191	100.0	0	0.0	39.7	43.4
	Todd	286	1 in 60 miles or 60 mins	3	286	100.0	0	0.0	10.5	11.4
	Traverse	259	1 in 60 miles or 60 mins	0	259	100.0	0	0.0	35.5	38.7
	Washington	1,030	1 in 60 miles or 60 mins	17	1,030	100.0	0	0.0	5.4	6.4
	Wright	743	1 in 60 miles or 60 mins	2	743	100.0	0	0.0	9.0	9.9
	Grand Totals	27,221	1 in 60 miles or 60 mins	226	26,250	96.4	971	3.6	15.3	17.5

Substance Use Disorder (SUD) Outpatient/Medica Symphony, Solo, Encore, and Direct/MNN020

July 1, 2024

Created by...
Medica

Medica Symphony, Solo, Encore, and Direct MNN020 Substance Use Disorder (SUD) Outpatient

277 providers at 697 locations

■ All providers

Substance Use Disorder (SUD) Outpatient

Employee Group

National Proxy Census (Medica Symphony, Solo, Encore, and Direct MNN020)

Provider Group

Medica Symphony, Solo, Encore, and Direct MNN020 Substance Use Disorder (SUD) Outpatient (Medica Regional Service Area)

27,221 eligible locations

◆ With access (27,221)

● Without access (0)

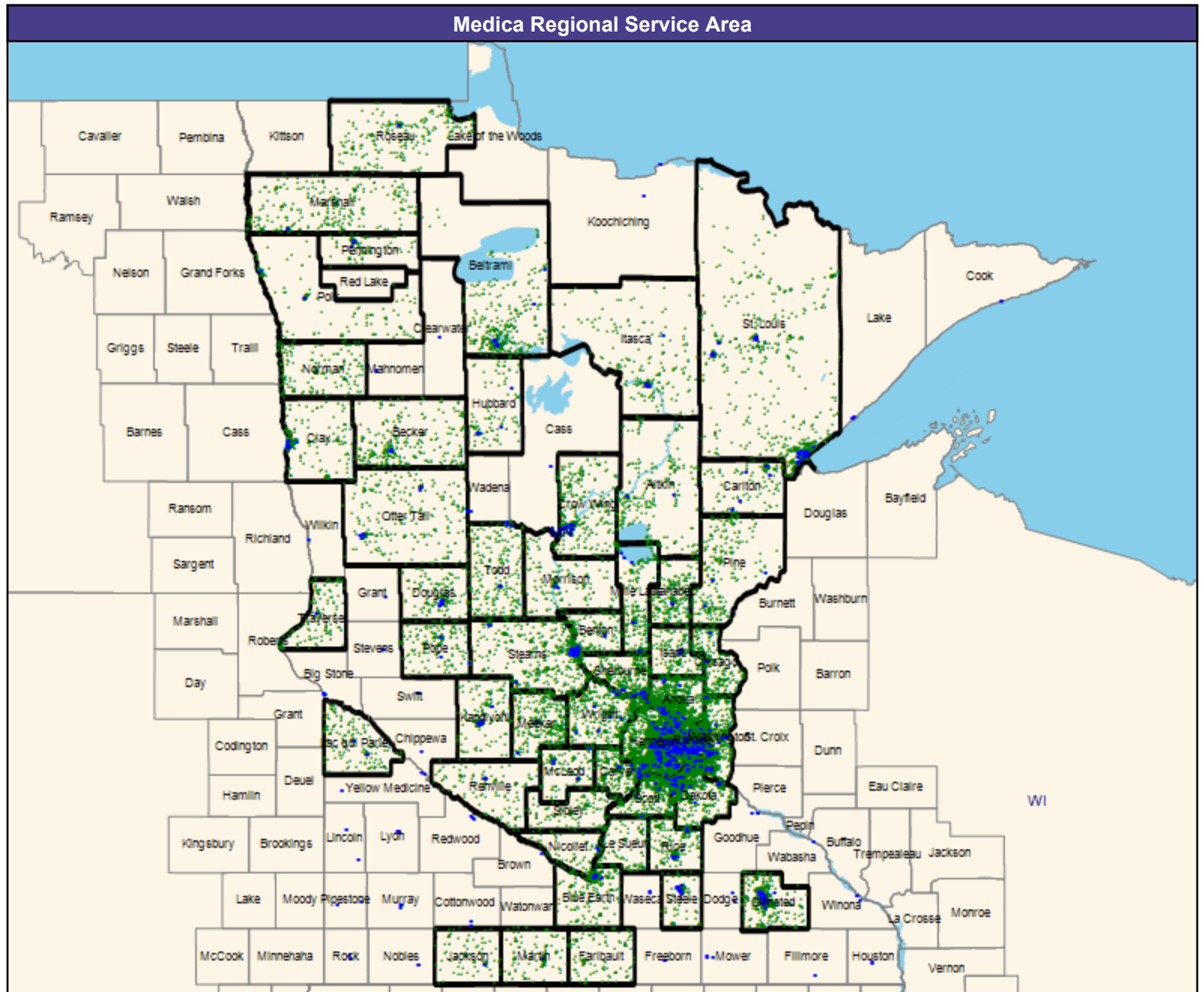
The Access Standard is defined as (National Proxy Census (Medica Symphony, Solo, Encore, and Direct MNN020) eligibles accessing:

1 (Medica Symphony, Solo, Encore, and Direct MNN020 Substance Use Disorder (SUD) Outpatient (Medica Regional Service Area)) provider in 60 miles or 60 minutes

Service Areas

□ Medica Symphony, Solo, Encore, and Direct MNN020

62.17 miles



Access Detail By County

July 1, 2024

Created by...
Medica

Access Analysis
Substance Use Disorder (SUD)
Outpatient

Eligible / Provider Groups
National Proxy Census (Medica
Symphony, Solo, Encore, and Direct
MNN020)
Medica Symphony, Solo, Encore,
and Direct MNN020 Substance Use
Disorder (SUD) Outpatient (Medica
Regional Service Area)

		All Eligibles								
State Name	County	Eligible	Provider	Counts	With Access		Without Access		Average Distance	Average Time
		#	Standard	#	#	%	#	%	1	1
Minnesota	Aitkin	287	1 in 60 miles or 60 mins	2	287	100.0	0	0.0	12.1	13.2
	Anoka	1,740	1 in 60 miles or 60 mins	34	1,740	100.0	0	0.0	2.8	3.6
	Becker	364	1 in 60 miles or 60 mins	4	364	100.0	0	0.0	10.4	11.3
	Beltrami	450	1 in 60 miles or 60 mins	11	450	100.0	0	0.0	8.1	8.8
	Benton	243	1 in 60 miles or 60 mins	6	243	100.0	0	0.0	4.5	4.9
	Blue Earth	347	1 in 60 miles or 60 mins	11	347	100.0	0	0.0	6.9	7.4
	Carlton	180	1 in 60 miles or 60 mins	8	180	100.0	0	0.0	4.2	4.6
	Carver	795	1 in 60 miles or 60 mins	18	795	100.0	0	0.0	3.8	4.2
	Chisago	271	1 in 60 miles or 60 mins	2	271	100.0	0	0.0	7.7	8.4
	Clay	324	1 in 60 miles or 60 mins	12	324	100.0	0	0.0	7.5	8.5
	Crow Wing	348	1 in 60 miles or 60 mins	15	348	100.0	0	0.0	9.7	10.5
	Dakota	1,818	1 in 60 miles or 60 mins	41	1,818	100.0	0	0.0	2.1	2.6
	Douglas	191	1 in 60 miles or 60 mins	8	191	100.0	0	0.0	6.8	7.4
	Faribault	151	1 in 60 miles or 60 mins	0	151	100.0	0	0.0	22.4	24.4
	Hennepin	5,098	1 in 60 miles or 60 mins	157	5,098	100.0	0	0.0	1.7	2.4
	Hubbard	110	1 in 60 miles or 60 mins	5	110	100.0	0	0.0	6.7	7.2
	Isanti	226	1 in 60 miles or 60 mins	6	226	100.0	0	0.0	5.5	5.9
	Itasca	216	1 in 60 miles or 60 mins	11	216	100.0	0	0.0	11.7	12.7
	Jackson	107	1 in 60 miles or 60 mins	1	107	100.0	0	0.0	8.5	9.3
	Kanabec	347	1 in 60 miles or 60 mins	2	347	100.0	0	0.0	5.9	6.3
	Kandiyohi	231	1 in 60 miles or 60 mins	7	231	100.0	0	0.0	5.1	5.5
	Lac qui Parle	265	1 in 60 miles or 60 mins	3	265	100.0	0	0.0	5.9	6.4
	Le Sueur	145	1 in 60 miles or 60 mins	1	145	100.0	0	0.0	9.7	10.5
	Marshall	388	1 in 60 miles or 60 mins	1	388	100.0	0	0.0	17.1	18.6
	Martin	200	1 in 60 miles or 60 mins	1	200	100.0	0	0.0	8.0	8.7
	McLeod	199	1 in 60 miles or 60 mins	4	199	100.0	0	0.0	4.2	4.5
	Meeker	512	1 in 60 miles or 60 mins	3	512	100.0	0	0.0	7.3	7.9
	Mille Lacs	305	1 in 60 miles or 60 mins	8	305	100.0	0	0.0	5.0	5.4
	Morrison	187	1 in 60 miles or 60 mins	2	187	100.0	0	0.0	9.6	10.4
	Nicollet	161	1 in 60 miles or 60 mins	2	161	100.0	0	0.0	4.9	5.4
	Norman	286	1 in 60 miles or 60 mins	0	286	100.0	0	0.0	23.2	25.3
	Olmsted	706	1 in 60 miles or 60 mins	22	706	100.0	0	0.0	3.6	4.0
	Otter Tail	302	1 in 60 miles or 60 mins	7	302	100.0	0	0.0	11.0	12.0
	Pennington	145	1 in 60 miles or 60 mins	4	145	100.0	0	0.0	4.8	5.1
	Pine	298	1 in 60 miles or 60 mins	3	298	100.0	0	0.0	8.8	9.6
	Polk	156	1 in 60 miles or 60 mins	3	156	100.0	0	0.0	12.3	13.4
	Pope	232	1 in 60 miles or 60 mins	2	232	100.0	0	0.0	6.7	7.2
	Ramsey	2,586	1 in 60 miles or 60 mins	90	2,586	100.0	0	0.0	1.0	1.6
	Renville	157	1 in 60 miles or 60 mins	2	157	100.0	0	0.0	10.1	10.9
	Rice	308	1 in 60 miles or 60 mins	8	308	100.0	0	0.0	4.3	4.7

Substance Use Disorder (SUD) Inpatient/Medica Symphony, Solo, Encore, and Direct/MNN020

July 1, 2024

Created by...
Medica

Medica Symphony, Solo, Encore, and Direct MNN020 Substance Use Disorder (SUD) Inpatient

92 providers at 277 locations
■ All providers

Substance Use Disorder (SUD) Inpatient

Employee Group

National Proxy Census (Medica Symphony, Solo, Encore, and Direct MNN020)

Provider Group

Medica Symphony, Solo, Encore, and Direct MNN020 Substance Use Disorder (SUD) Inpatient (Medica Regional Service Area)

27,221 eligible locations
◆ With access (27,100)
● Without access (121)

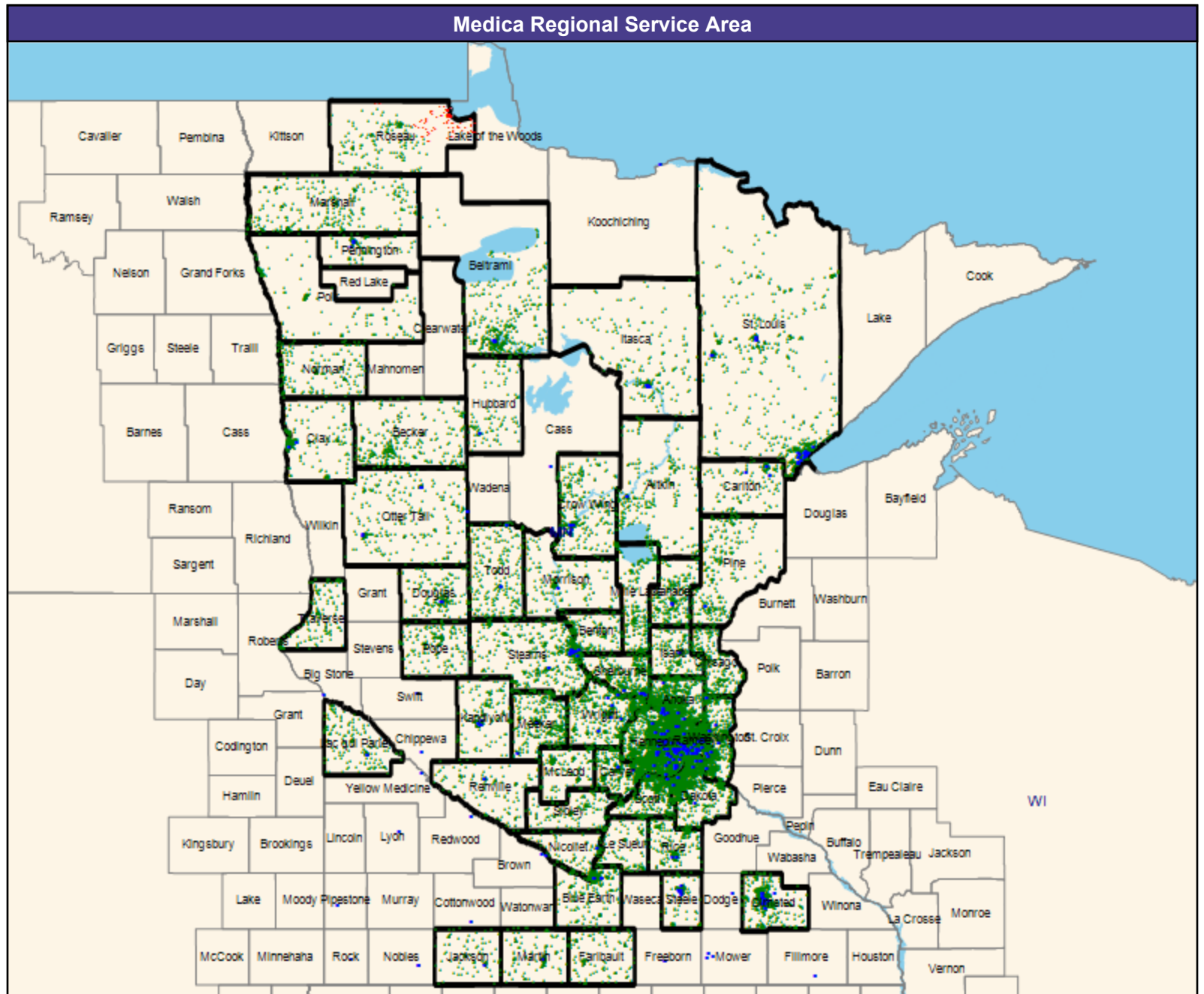
The Access Standard is defined as (National Proxy Census (Medica Symphony, Solo, Encore, and Direct MNN020)) eligibles accessing:

1 (Medica Symphony, Solo, Encore, and Direct MNN020 Substance Use Disorder (SUD) Inpatient (Medica Regional Service Area)) provider in 60 miles or 60 minutes

Service Areas

□ Medica Symphony, Solo, Encore, and Direct MNN020

62.17 miles



Access Detail By County

July 1, 2024

Created by...
Medica

Access Analysis
Substance Use Disorder (SUD)
Inpatient

Eligible / Provider Groups
National Proxy Census (Medica
Symphony, Solo, Encore, and Direct
MNN020)
Medica Symphony, Solo, Encore,
and Direct MNN020 Substance Use
Disorder (SUD) Inpatient (Medica
Regional Service Area)

		All Eligibles								
State Name	County	Eligible	Provider	Counts	With Access		Without Access		Average Distance	Average Time
		#	Standard	#	#	%	#	%	1	1
Minnesota	Aitkin	287	1 in 60 miles or 60 mins	1	287	100.0	0	0.0	16.6	18.0
	Anoka	1,740	1 in 60 miles or 60 mins	17	1,740	100.0	0	0.0	3.7	4.7
	Becker	364	1 in 60 miles or 60 mins	0	364	100.0	0	0.0	26.0	28.6
	Beltrami	450	1 in 60 miles or 60 mins	5	450	100.0	0	0.0	13.0	14.2
	Benton	243	1 in 60 miles or 60 mins	2	243	100.0	0	0.0	8.3	9.2
	Blue Earth	347	1 in 60 miles or 60 mins	4	347	100.0	0	0.0	7.0	7.7
	Carlton	180	1 in 60 miles or 60 mins	3	180	100.0	0	0.0	7.7	8.3
	Carver	795	1 in 60 miles or 60 mins	3	795	100.0	0	0.0	5.5	6.1
	Chisago	271	1 in 60 miles or 60 mins	0	271	100.0	0	0.0	13.0	14.1
	Clay	324	1 in 60 miles or 60 mins	2	324	100.0	0	0.0	8.5	9.7
	Crow Wing	348	1 in 60 miles or 60 mins	8	348	100.0	0	0.0	10.5	11.4
	Dakota	1,818	1 in 60 miles or 60 mins	8	1,818	100.0	0	0.0	4.9	5.9
	Douglas	191	1 in 60 miles or 60 mins	2	191	100.0	0	0.0	7.9	8.5
	Faribault	151	1 in 60 miles or 60 mins	0	151	100.0	0	0.0	22.4	24.4
	Hennepin	5,098	1 in 60 miles or 60 mins	71	5,098	100.0	0	0.0	2.4	3.4
	Hubbard	110	1 in 60 miles or 60 mins	1	110	100.0	0	0.0	11.9	12.9
	Isanti	226	1 in 60 miles or 60 mins	2	226	100.0	0	0.0	7.0	7.6
	Itasca	216	1 in 60 miles or 60 mins	7	216	100.0	0	0.0	15.9	17.3
	Jackson	107	1 in 60 miles or 60 mins	1	107	100.0	0	0.0	8.9	9.6
	Kanabec	347	1 in 60 miles or 60 mins	2	347	100.0	0	0.0	6.3	6.9
	Kandiyohi	231	1 in 60 miles or 60 mins	5	231	100.0	0	0.0	7.2	7.8
	Lac qui Parle	265	1 in 60 miles or 60 mins	2	265	100.0	0	0.0	10.7	11.7
	Le Sueur	145	1 in 60 miles or 60 mins	0	145	100.0	0	0.0	15.5	16.9
	Marshall	388	1 in 60 miles or 60 mins	0	388	100.0	0	0.0	30.4	33.1
	Martin	200	1 in 60 miles or 60 mins	1	200	100.0	0	0.0	8.0	8.7
	McLeod	199	1 in 60 miles or 60 mins	0	199	100.0	0	0.0	19.1	20.7
	Meeker	512	1 in 60 miles or 60 mins	4	512	100.0	0	0.0	8.5	9.2
	Mille Lacs	305	1 in 60 miles or 60 mins	0	305	100.0	0	0.0	21.9	23.9
	Morrison	187	1 in 60 miles or 60 mins	1	187	100.0	0	0.0	11.4	12.4
	Nicollet	161	1 in 60 miles or 60 mins	1	161	100.0	0	0.0	5.3	5.8
	Norman	286	1 in 60 miles or 60 mins	0	286	100.0	0	0.0	36.3	42.4
	Olmsted	706	1 in 60 miles or 60 mins	13	706	100.0	0	0.0	4.0	4.5
	Otter Tail	302	1 in 60 miles or 60 mins	4	302	100.0	0	0.0	11.7	12.7
	Pennington	145	1 in 60 miles or 60 mins	3	145	100.0	0	0.0	4.8	5.2
	Pine	298	1 in 60 miles or 60 mins	1	298	100.0	0	0.0	17.7	19.3
	Polk	156	1 in 60 miles or 60 mins	0	156	100.0	0	0.0	38.8	42.4
	Pope	232	1 in 60 miles or 60 mins	0	232	100.0	0	0.0	19.0	20.7
	Ramsey	2,586	1 in 60 miles or 60 mins	38	2,586	100.0	0	0.0	1.8	2.7
	Renville	157	1 in 60 miles or 60 mins	2	157	100.0	0	0.0	10.6	11.5
	Rice	308	1 in 60 miles or 60 mins	3	308	100.0	0	0.0	8.9	9.7

Access Detail By County

July 1, 2024

Created by...
Medica

Access Analysis
 Substance Use Disorder (SUD)
 Inpatient
 Eligible / Provider Groups
 National Proxy Census (Medica
 Symphony, Solo, Encore, and Direct
 MNN020)
 Medica Symphony, Solo, Encore,
 and Direct MNN020 Substance Use
 Disorder (SUD) Inpatient (Medica
 Regional Service Area)

All Eligibles										
State Name	County	Eligible	Provider	Counts	With Access		Without Access		Average Distance	Average Time
		#	Standard	#	#	%	#	%	1	1
Minnesota	Roseau	347	1 in 60 miles or 60 mins	0	226	65.1	121	34.9	58.1	63.3
	Scott	601	1 in 60 miles or 60 mins	2	601	100.0	0	0.0	7.8	8.9
	Sherburne	498	1 in 60 miles or 60 mins	7	498	100.0	0	0.0	6.5	7.1
	Sibley	167	1 in 60 miles or 60 mins	0	167	100.0	0	0.0	20.2	22.0
	St. Louis	919	1 in 60 miles or 60 mins	34	919	100.0	0	0.0	10.1	11.1
	Stearns	798	1 in 60 miles or 60 mins	18	798	100.0	0	0.0	9.5	10.4
	Steele	191	1 in 60 miles or 60 mins	8	191	100.0	0	0.0	4.5	4.9
	Todd	286	1 in 60 miles or 60 mins	2	286	100.0	0	0.0	10.0	10.9
	Traverse	259	1 in 60 miles or 60 mins	0	259	100.0	0	0.0	34.0	37.1
	Washington	1,030	1 in 60 miles or 60 mins	7	1,030	100.0	0	0.0	4.0	4.6
	Wright	743	1 in 60 miles or 60 mins	8	743	100.0	0	0.0	6.3	6.9
	Grand Totals	27,221	1 in 60 miles or 60 mins	303	27,100	99.6	121	0.4	8.5	9.7

Thoracic Surgery/Medica Symphony, Solo, Encore, and Direct/MNN020

July 1, 2024

Created by...
Medica

Medica Symphony, Solo, Encore, and Direct MNN020 Thoracic Surgery

125 providers at 97 locations

- All providers

Thoracic Surgery

Employee Group

National Proxy Census (Medica Symphony, Solo, Encore, and Direct MNN020)

Provider Group

Medica Symphony, Solo, Encore, and Direct MNN020 Thoracic Surgery (Medica Regional Service Area)

27,221 eligible locations

- ◆ With access (24,393)
- Without access (2,828)

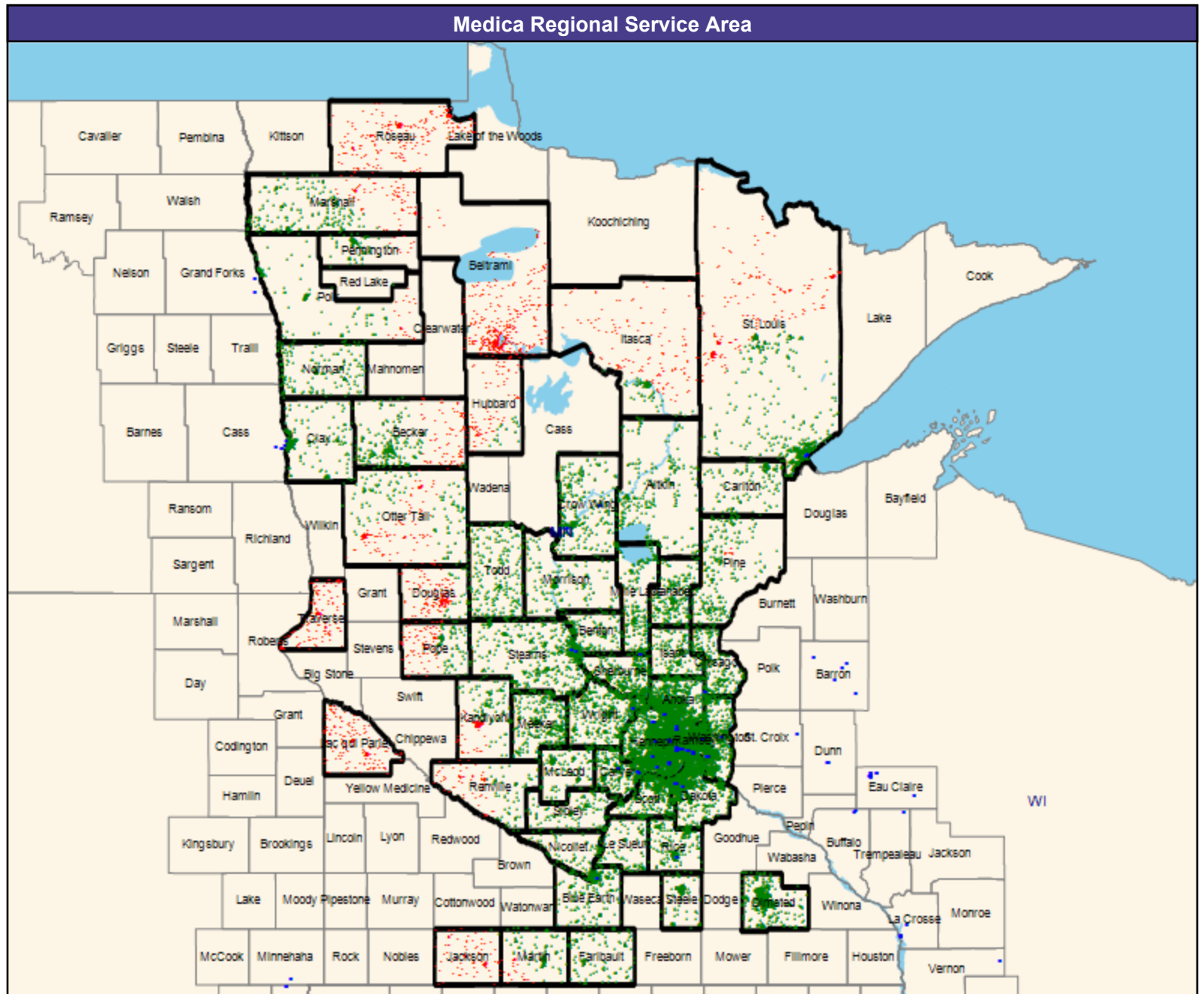
The Access Standard is defined as (National Proxy Census (Medica Symphony, Solo, Encore, and Direct MNN020)) eligibles accessing:

1 (Medica Symphony, Solo, Encore, and Direct MNN020 Thoracic Surgery (Medica Regional Service Area)) provider in 60 miles or 60 minutes

Service Areas

- Medica Symphony, Solo, Encore, and Direct MNN020

62.17 miles



Access Detail By County

July 1, 2024

Created by...
Medica

Access Analysis
Thoracic Surgery

Eligible / Provider Groups
National Proxy Census (Medica Symphony, Solo, Encore, and Direct MNN020)
Medica Symphony, Solo, Encore, and Direct MNN020 Thoracic Surgery (Medica Regional Service Area)

All Eligibles										
State Name	County	Eligible	Provider	Counts	With Access		Without Access		Average Distance	Average Time
		#	Standard	#	#	%	#	%	1	1
Minnesota	Aitkin	287	1 in 60 miles or 60 mins	0	287	100.0	0	0.0	28.7	31.3
	Anoka	1,740	1 in 60 miles or 60 mins	14	1,740	100.0	0	0.0	6.4	8.4
	Becker	364	1 in 60 miles or 60 mins	0	283	77.7	81	22.3	50.9	55.6
	Beltrami	450	1 in 60 miles or 60 mins	0	0	0.0	450	100.0	90.4	98.6
	Benton	243	1 in 60 miles or 60 mins	0	243	100.0	0	0.0	8.9	10.4
	Blue Earth	347	1 in 60 miles or 60 mins	1	347	100.0	0	0.0	8.0	8.7
	Carlton	180	1 in 60 miles or 60 mins	0	180	100.0	0	0.0	29.5	40.2
	Carver	795	1 in 60 miles or 60 mins	10	795	100.0	0	0.0	5.3	5.9
	Chisago	271	1 in 60 miles or 60 mins	2	271	100.0	0	0.0	14.9	16.2
	Clay	324	1 in 60 miles or 60 mins	0	324	100.0	0	0.0	10.0	11.5
	Crow Wing	348	1 in 60 miles or 60 mins	7	348	100.0	0	0.0	11.1	12.1
	Dakota	1,818	1 in 60 miles or 60 mins	9	1,818	100.0	0	0.0	6.6	9.0
	Douglas	191	1 in 60 miles or 60 mins	0	28	14.7	163	85.3	64.5	74.4
	Faribault	151	1 in 60 miles or 60 mins	0	151	100.0	0	0.0	37.7	41.1
	Hennepin	5,098	1 in 60 miles or 60 mins	159	5,098	100.0	0	0.0	3.4	5.3
	Hubbard	110	1 in 60 miles or 60 mins	0	21	19.1	89	80.9	67.3	73.4
	Isanti	226	1 in 60 miles or 60 mins	0	226	100.0	0	0.0	17.5	19.1
	Itasca	216	1 in 60 miles or 60 mins	0	71	32.9	145	67.1	68.0	74.8
	Jackson	107	1 in 60 miles or 60 mins	0	2	1.9	105	98.1	71.6	79.0
	Kanabec	347	1 in 60 miles or 60 mins	0	347	100.0	0	0.0	33.2	36.2
	Kandiyohi	231	1 in 60 miles or 60 mins	0	106	45.9	125	54.1	57.7	67.9
	Lac qui Parle	265	1 in 60 miles or 60 mins	0	0	0.0	265	100.0	104.6	124.7
	Le Sueur	145	1 in 60 miles or 60 mins	0	145	100.0	0	0.0	20.6	22.4
	Marshall	388	1 in 60 miles or 60 mins	0	292	75.3	96	24.7	48.4	52.7
	Martin	200	1 in 60 miles or 60 mins	0	167	83.5	33	16.5	52.5	57.2
	McLeod	199	1 in 60 miles or 60 mins	0	199	100.0	0	0.0	25.4	27.7
	Meeker	512	1 in 60 miles or 60 mins	0	512	100.0	0	0.0	37.8	43.6
	Mille Lacs	305	1 in 60 miles or 60 mins	0	305	100.0	0	0.0	18.9	20.6
	Morrison	187	1 in 60 miles or 60 mins	0	187	100.0	0	0.0	26.4	29.5
	Nicollet	161	1 in 60 miles or 60 mins	0	161	100.0	0	0.0	14.1	15.4
	Norman	286	1 in 60 miles or 60 mins	0	286	100.0	0	0.0	37.5	40.8
	Olmsted	706	1 in 60 miles or 60 mins	0	706	100.0	0	0.0	48.2	54.0
	Otter Tail	302	1 in 60 miles or 60 mins	0	135	44.7	167	55.3	59.1	65.3
	Pennington	145	1 in 60 miles or 60 mins	0	133	91.7	12	8.3	49.3	53.8
	Pine	298	1 in 60 miles or 60 mins	0	288	96.6	10	3.4	46.7	52.2
	Polk	156	1 in 60 miles or 60 mins	0	129	82.7	27	17.3	33.6	36.6
	Pope	232	1 in 60 miles or 60 mins	0	123	53.0	109	47.0	61.4	73.7
	Ramsey	2,586	1 in 60 miles or 60 mins	47	2,586	100.0	0	0.0	3.0	4.9
	Renville	157	1 in 60 miles or 60 mins	0	76	48.4	81	51.6	59.4	64.8
	Rice	308	1 in 60 miles or 60 mins	1	308	100.0	0	0.0	10.0	10.9

Access Detail By County

July 1, 2024

Created by...
Medica

Access Analysis
Thoracic Surgery

Eligible / Provider Groups
National Proxy Census (Medica
Symphony, Solo, Encore, and Direct
MNN020)
Medica Symphony, Solo, Encore,
and Direct MNN020 Thoracic
Surgery (Medica Regional Service
Area)

All Eligibles										
State Name	County	Eligible	Provider	Counts	With Access		Without Access		Average Distance	Average Time
		#	Standard	#	#	%	#	%	1	1
Minnesota	Roseau	347	1 in 60 miles or 60 mins	0	0	0.0	347	100.0	97.0	105.8
	Scott	601	1 in 60 miles or 60 mins	0	601	100.0	0	0.0	9.7	11.3
	Sherburne	498	1 in 60 miles or 60 mins	1	498	100.0	0	0.0	11.3	12.4
	Sibley	167	1 in 60 miles or 60 mins	0	167	100.0	0	0.0	31.0	33.9
	St. Louis	919	1 in 60 miles or 60 mins	21	655	71.3	264	28.7	35.1	49.3
	Stearns	798	1 in 60 miles or 60 mins	5	798	100.0	0	0.0	15.9	19.0
	Steele	191	1 in 60 miles or 60 mins	0	191	100.0	0	0.0	18.3	19.9
	Todd	286	1 in 60 miles or 60 mins	0	286	100.0	0	0.0	40.7	45.6
	Traverse	259	1 in 60 miles or 60 mins	0	0	0.0	259	100.0	76.4	86.7
	Washington	1,030	1 in 60 miles or 60 mins	6	1,030	100.0	0	0.0	5.7	6.9
	Wright	743	1 in 60 miles or 60 mins	2	743	100.0	0	0.0	13.8	15.2
	Grand Totals	27,221	1 in 60 miles or 60 mins	285	24,393	89.6	2,828	10.4	21.2	24.7

Urology/Medica Symphony, Solo, Encore, and Direct/MNN020

July 1, 2024

Created by...
Medica

Medica Symphony, Solo, Encore, and Direct MNN020 Urology

315 providers at 258 locations

- All providers

Urology

Employee Group

National Proxy Census (Medica Symphony, Solo, Encore, and Direct MNN020)

Provider Group

Medica Symphony, Solo, Encore, and Direct MNN020 Urology (Medica Regional Service Area)

27,221 eligible locations

- ◆ With access (27,221)
- Without access (0)

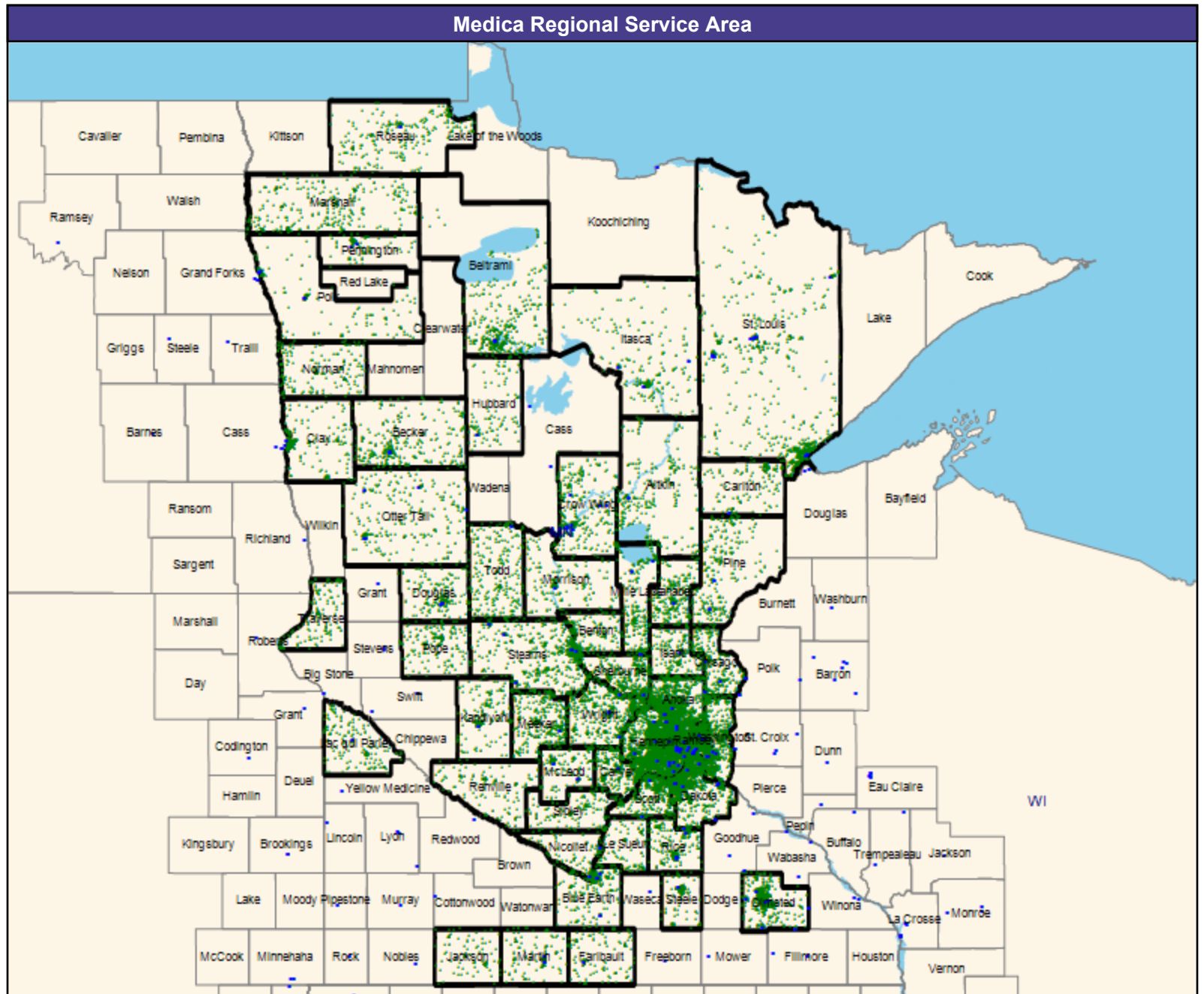
The Access Standard is defined as (National Proxy Census (Medica Symphony, Solo, Encore, and Direct MNN020)) eligibles accessing:

- 1 (Medica Symphony, Solo, Encore, and Direct MNN020 Urology (Medica Regional Service Area)) provider in 60 miles or 60 minutes

Service Areas

- Medica Symphony, Solo, Encore, and Direct MNN020

62.17 miles



Access Detail By County

July 1, 2024

Created by...
Medica

Access Analysis
Urology
Eligible / Provider Groups
National Proxy Census (Medica
Symphony, Solo, Encore, and Direct
MNN020)
Medica Symphony, Solo, Encore,
and Direct MNN020 Urology
(Medica Regional Service Area)

		All Eligibles								
State Name	County	Eligible	Provider	Counts	With Access		Without Access		Average Distance	Average Time
		#	Standard	#	#	%	#	%	1	1
Minnesota	Aitkin	287	1 in 60 miles or 60 mins	3	287	100.0	0	0.0	15.0	16.4
	Anoka	1,740	1 in 60 miles or 60 mins	28	1,740	100.0	0	0.0	5.1	6.4
	Becker	364	1 in 60 miles or 60 mins	4	364	100.0	0	0.0	10.9	11.8
	Beltrami	450	1 in 60 miles or 60 mins	26	450	100.0	0	0.0	13.0	14.2
	Benton	243	1 in 60 miles or 60 mins	0	243	100.0	0	0.0	8.8	9.8
	Blue Earth	347	1 in 60 miles or 60 mins	24	347	100.0	0	0.0	5.2	5.7
	Carlton	180	1 in 60 miles or 60 mins	6	180	100.0	0	0.0	15.6	16.9
	Carver	795	1 in 60 miles or 60 mins	6	795	100.0	0	0.0	6.9	7.9
	Chisago	271	1 in 60 miles or 60 mins	20	271	100.0	0	0.0	5.4	5.9
	Clay	324	1 in 60 miles or 60 mins	0	324	100.0	0	0.0	8.7	9.9
	Crow Wing	348	1 in 60 miles or 60 mins	48	348	100.0	0	0.0	6.7	7.2
	Dakota	1,818	1 in 60 miles or 60 mins	19	1,818	100.0	0	0.0	3.8	4.9
	Douglas	191	1 in 60 miles or 60 mins	7	191	100.0	0	0.0	7.5	8.1
	Faribault	151	1 in 60 miles or 60 mins	1	151	100.0	0	0.0	11.9	13.0
	Hennepin	5,098	1 in 60 miles or 60 mins	205	5,098	100.0	0	0.0	3.0	4.7
	Hubbard	110	1 in 60 miles or 60 mins	2	110	100.0	0	0.0	10.7	11.6
	Isanti	226	1 in 60 miles or 60 mins	10	226	100.0	0	0.0	6.9	7.5
	Itasca	216	1 in 60 miles or 60 mins	13	216	100.0	0	0.0	12.0	13.1
	Jackson	107	1 in 60 miles or 60 mins	0	107	100.0	0	0.0	24.9	27.1
	Kanabec	347	1 in 60 miles or 60 mins	3	347	100.0	0	0.0	6.1	6.6
	Kandiyohi	231	1 in 60 miles or 60 mins	9	231	100.0	0	0.0	7.6	8.3
	Lac qui Parle	265	1 in 60 miles or 60 mins	2	265	100.0	0	0.0	9.5	10.3
	Le Sueur	145	1 in 60 miles or 60 mins	0	145	100.0	0	0.0	9.5	10.3
	Marshall	388	1 in 60 miles or 60 mins	0	388	100.0	0	0.0	26.5	28.8
	Martin	200	1 in 60 miles or 60 mins	4	200	100.0	0	0.0	8.0	8.7
	McLeod	199	1 in 60 miles or 60 mins	2	199	100.0	0	0.0	6.1	6.6
	Meeker	512	1 in 60 miles or 60 mins	1	512	100.0	0	0.0	11.3	12.3
	Mille Lacs	305	1 in 60 miles or 60 mins	2	305	100.0	0	0.0	9.3	10.1
	Morrison	187	1 in 60 miles or 60 mins	1	187	100.0	0	0.0	10.4	11.3
	Nicollet	161	1 in 60 miles or 60 mins	4	161	100.0	0	0.0	7.5	8.1
	Norman	286	1 in 60 miles or 60 mins	0	286	100.0	0	0.0	32.8	35.7
	Olmsted	706	1 in 60 miles or 60 mins	12	706	100.0	0	0.0	3.3	3.8
	Otter Tail	302	1 in 60 miles or 60 mins	12	302	100.0	0	0.0	9.6	10.4
	Pennington	145	1 in 60 miles or 60 mins	3	145	100.0	0	0.0	5.2	5.6
	Pine	298	1 in 60 miles or 60 mins	4	298	100.0	0	0.0	9.3	10.1
	Polk	156	1 in 60 miles or 60 mins	5	156	100.0	0	0.0	17.7	19.3
	Pope	232	1 in 60 miles or 60 mins	0	232	100.0	0	0.0	16.4	17.9
	Ramsey	2,586	1 in 60 miles or 60 mins	79	2,586	100.0	0	0.0	2.3	3.7
	Renville	157	1 in 60 miles or 60 mins	0	157	100.0	0	0.0	20.0	21.7
	Rice	308	1 in 60 miles or 60 mins	10	308	100.0	0	0.0	5.0	5.4

Access Detail By County

July 1, 2024

Created by...
Medica

Access Analysis
Urology

Eligible / Provider Groups
National Proxy Census (Medica
Symphony, Solo, Encore, and Direct
MNN020)
Medica Symphony, Solo, Encore,
and Direct MNN020 Urology
(Medica Regional Service Area)

All Eligibles										
State Name	County	Eligible	Provider	Counts	With Access		Without Access		Average Distance	Average Time
		#	Standard	#	#	%	#	%	1	1
Minnesota	Roseau	347	1 in 60 miles or 60 mins	1	347	100.0	0	0.0	15.5	16.9
	Scott	601	1 in 60 miles or 60 mins	9	601	100.0	0	0.0	6.3	7.2
	Sherburne	498	1 in 60 miles or 60 mins	4	498	100.0	0	0.0	6.6	7.2
	Sibley	167	1 in 60 miles or 60 mins	0	167	100.0	0	0.0	17.3	18.9
	St. Louis	919	1 in 60 miles or 60 mins	53	919	100.0	0	0.0	9.6	10.9
	Stearns	798	1 in 60 miles or 60 mins	23	798	100.0	0	0.0	7.4	8.2
	Steele	191	1 in 60 miles or 60 mins	1	191	100.0	0	0.0	6.5	7.1
	Todd	286	1 in 60 miles or 60 mins	1	286	100.0	0	0.0	14.4	15.6
	Traverse	259	1 in 60 miles or 60 mins	0	259	100.0	0	0.0	26.5	28.9
	Washington	1,030	1 in 60 miles or 60 mins	44	1,030	100.0	0	0.0	5.8	6.9
	Wright	743	1 in 60 miles or 60 mins	12	743	100.0	0	0.0	7.1	7.8
Grand Totals		27,221	1 in 60 miles or 60 mins	723	27,221	100.0	0	0.0	7.2	8.4

Vascular Surgery/Medica Symphony, Solo, Encore, and Direct/MNN020

July 1, 2024

Created by...
Medica

Medica Symphony, Solo, Encore, and Direct MNN020 Vascular Surgery

129 providers at 159 locations

- All providers

Vascular Surgery

Employee Group

National Proxy Census (Medica Symphony, Solo, Encore, and Direct MNN020)

Provider Group

Medica Symphony, Solo, Encore, and Direct MNN020 Vascular Surgery (Medica Regional Service Area)

27,221 eligible locations

- ◆ With access (27,219)
- Without access (2)

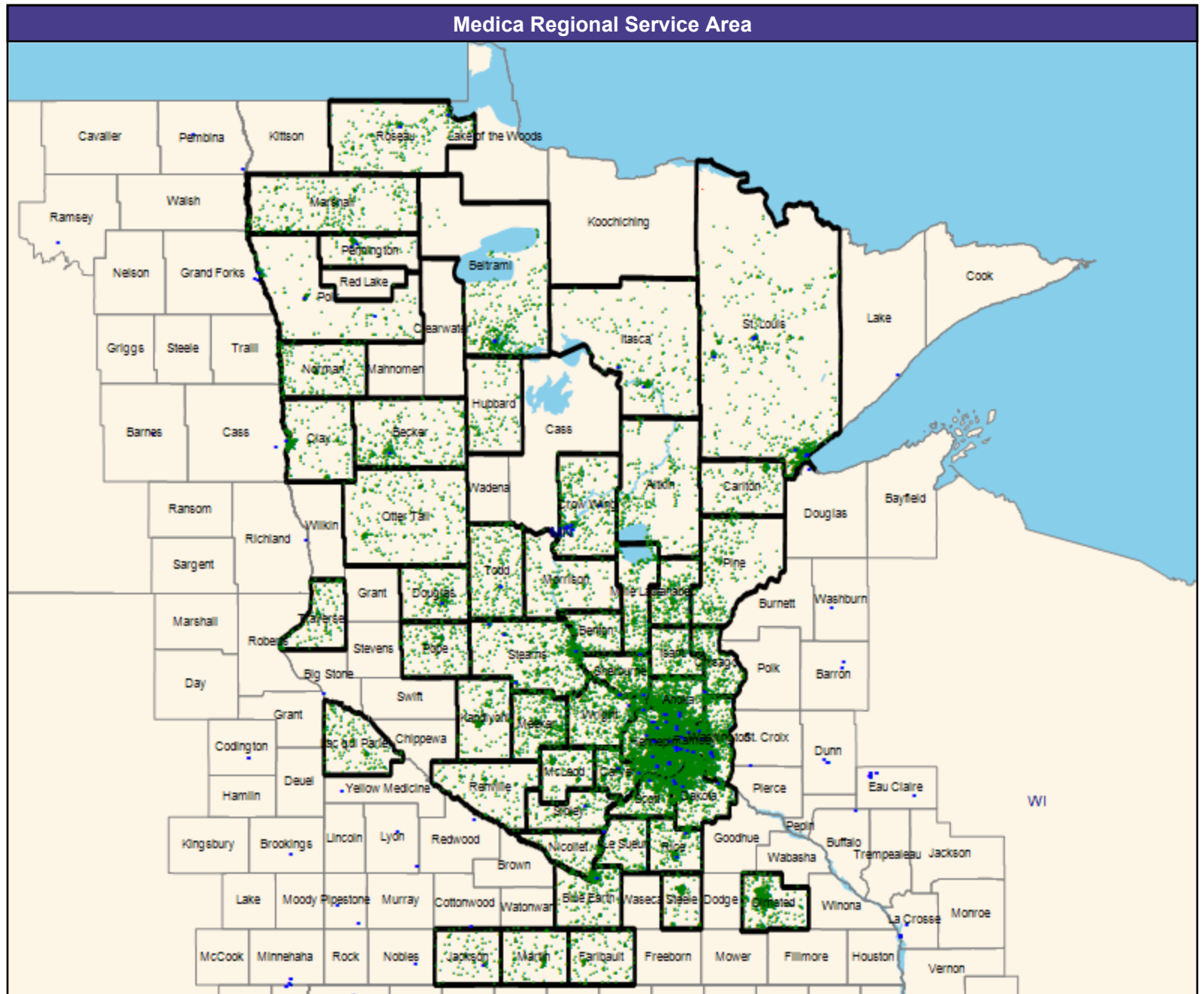
The Access Standard is defined as (National Proxy Census (Medica Symphony, Solo, Encore, and Direct MNN020)) eligibles accessing:

1 (Medica Symphony, Solo, Encore, and Direct MNN020 Vascular Surgery (Medica Regional Service Area)) provider in 60 miles or 60 minutes

Service Areas

- Medica Symphony, Solo, Encore, and Direct MNN020

62.17 miles



Access Detail By County

July 1, 2024

Created by...
Medica

Access Analysis
Vascular Surgery

Eligible / Provider Groups
National Proxy Census (Medica
Symphony, Solo, Encore, and Direct
MNN020)
Medica Symphony, Solo, Encore,
and Direct MNN020 Vascular
Surgery (Medica Regional Service
Area)

		All Eligibles								
State Name	County	Eligible	Provider	Counts	With Access		Without Access		Average Distance	Average Time
		#	Standard	#	#	%	#	%	1	1
Minnesota	Aitkin	287	1 in 60 miles or 60 mins	0	287	100.0	0	0.0	26.1	28.5
	Anoka	1,740	1 in 60 miles or 60 mins	25	1,740	100.0	0	0.0	4.7	6.0
	Becker	364	1 in 60 miles or 60 mins	3	364	100.0	0	0.0	14.0	15.2
	Beltrami	450	1 in 60 miles or 60 mins	6	450	100.0	0	0.0	13.1	14.2
	Benton	243	1 in 60 miles or 60 mins	0	243	100.0	0	0.0	9.1	10.7
	Blue Earth	347	1 in 60 miles or 60 mins	1	347	100.0	0	0.0	8.0	8.7
	Carlton	180	1 in 60 miles or 60 mins	0	180	100.0	0	0.0	26.4	28.7
	Carver	795	1 in 60 miles or 60 mins	10	795	100.0	0	0.0	5.4	6.0
	Chisago	271	1 in 60 miles or 60 mins	7	271	100.0	0	0.0	14.9	16.2
	Clay	324	1 in 60 miles or 60 mins	0	324	100.0	0	0.0	10.2	11.1
	Crow Wing	348	1 in 60 miles or 60 mins	14	348	100.0	0	0.0	10.1	11.0
	Dakota	1,818	1 in 60 miles or 60 mins	19	1,818	100.0	0	0.0	5.3	7.4
	Douglas	191	1 in 60 miles or 60 mins	1	191	100.0	0	0.0	8.2	8.9
	Faribault	151	1 in 60 miles or 60 mins	0	151	100.0	0	0.0	37.6	41.0
	Hennepin	5,098	1 in 60 miles or 60 mins	152	5,098	100.0	0	0.0	3.1	4.8
	Hubbard	110	1 in 60 miles or 60 mins	0	110	100.0	0	0.0	32.1	34.9
	Isanti	226	1 in 60 miles or 60 mins	0	226	100.0	0	0.0	17.4	19.0
	Itasca	216	1 in 60 miles or 60 mins	5	216	100.0	0	0.0	13.5	14.7
	Jackson	107	1 in 60 miles or 60 mins	2	107	100.0	0	0.0	8.6	9.3
	Kanabec	347	1 in 60 miles or 60 mins	0	347	100.0	0	0.0	33.2	36.2
	Kandiyohi	231	1 in 60 miles or 60 mins	0	231	100.0	0	0.0	26.6	28.9
	Lac qui Parle	265	1 in 60 miles or 60 mins	0	265	100.0	0	0.0	22.6	24.6
	Le Sueur	145	1 in 60 miles or 60 mins	3	145	100.0	0	0.0	13.7	14.9
	Marshall	388	1 in 60 miles or 60 mins	0	388	100.0	0	0.0	24.8	27.0
	Martin	200	1 in 60 miles or 60 mins	0	200	100.0	0	0.0	26.4	28.7
	McLeod	199	1 in 60 miles or 60 mins	0	199	100.0	0	0.0	22.3	24.3
	Meeker	512	1 in 60 miles or 60 mins	0	512	100.0	0	0.0	25.3	27.6
	Mille Lacs	305	1 in 60 miles or 60 mins	0	305	100.0	0	0.0	18.9	20.6
	Morrison	187	1 in 60 miles or 60 mins	0	187	100.0	0	0.0	23.1	25.4
	Nicollet	161	1 in 60 miles or 60 mins	0	161	100.0	0	0.0	11.7	12.8
	Norman	286	1 in 60 miles or 60 mins	0	286	100.0	0	0.0	30.4	33.2
	Olmsted	706	1 in 60 miles or 60 mins	0	706	100.0	0	0.0	48.2	54.0
	Otter Tail	302	1 in 60 miles or 60 mins	0	302	100.0	0	0.0	28.5	31.0
	Pennington	145	1 in 60 miles or 60 mins	6	145	100.0	0	0.0	5.2	5.6
	Pine	298	1 in 60 miles or 60 mins	0	298	100.0	0	0.0	45.1	49.2
	Polk	156	1 in 60 miles or 60 mins	7	156	100.0	0	0.0	9.4	10.2
	Pope	232	1 in 60 miles or 60 mins	0	232	100.0	0	0.0	21.0	22.8
	Ramsey	2,586	1 in 60 miles or 60 mins	28	2,586	100.0	0	0.0	2.5	4.1
	Renville	157	1 in 60 miles or 60 mins	0	157	100.0	0	0.0	22.0	23.9
	Rice	308	1 in 60 miles or 60 mins	3	308	100.0	0	0.0	5.6	6.0

Access Detail By County

July 1, 2024

Created by...
Medica

Access Analysis
Vascular Surgery

Eligible / Provider Groups

National Proxy Census (Medica Symphony, Solo, Encore, and Direct MNN020)

Medica Symphony, Solo, Encore, and Direct MNN020 Vascular Surgery (Medica Regional Service Area)

All Eligibles										
State Name	County	Eligible	Provider	Counts	With Access		Without Access		Average Distance	Average Time
		#	Standard	#	#	%	#	%	1	1
Minnesota	Roseau	347	1 in 60 miles or 60 mins	6	347	100.0	0	0.0	10.4	11.3
	Scott	601	1 in 60 miles or 60 mins	4	601	100.0	0	0.0	7.7	8.7
	Sherburne	498	1 in 60 miles or 60 mins	5	498	100.0	0	0.0	6.6	7.2
	Sibley	167	1 in 60 miles or 60 mins	3	167	100.0	0	0.0	11.0	12.0
	St. Louis	919	1 in 60 miles or 60 mins	32	917	99.8	2	0.2	11.7	13.2
	Stearns	798	1 in 60 miles or 60 mins	19	798	100.0	0	0.0	8.0	9.2
	Steele	191	1 in 60 miles or 60 mins	0	191	100.0	0	0.0	18.3	19.9
	Todd	286	1 in 60 miles or 60 mins	1	286	100.0	0	0.0	14.4	15.6
	Traverse	259	1 in 60 miles or 60 mins	0	259	100.0	0	0.0	31.6	34.4
	Washington	1,030	1 in 60 miles or 60 mins	6	1,030	100.0	0	0.0	6.6	8.0
	Wright	743	1 in 60 miles or 60 mins	18	743	100.0	0	0.0	11.3	12.5
	Grand Totals	27,221	1 in 60 miles or 60 mins	386	27,219	99.9	2	0.1	11.4	13.1

© 2024 Quest Analytics, LLC.

Home Health/Medica Symphony, Solo, Encore, and Direct/MNN020

July 1, 2024

Medica Symphony, Solo, Encore, and Direct MNN020 Home Health Care Agency

158 providers at 197 locations

■ All providers

Service Areas

- Medica Symphony, Solo, Encore, and Direct MNN020 - Home Health
- Medica Symphony, Solo, Encore, and Direct MNN020

62.17 miles

