

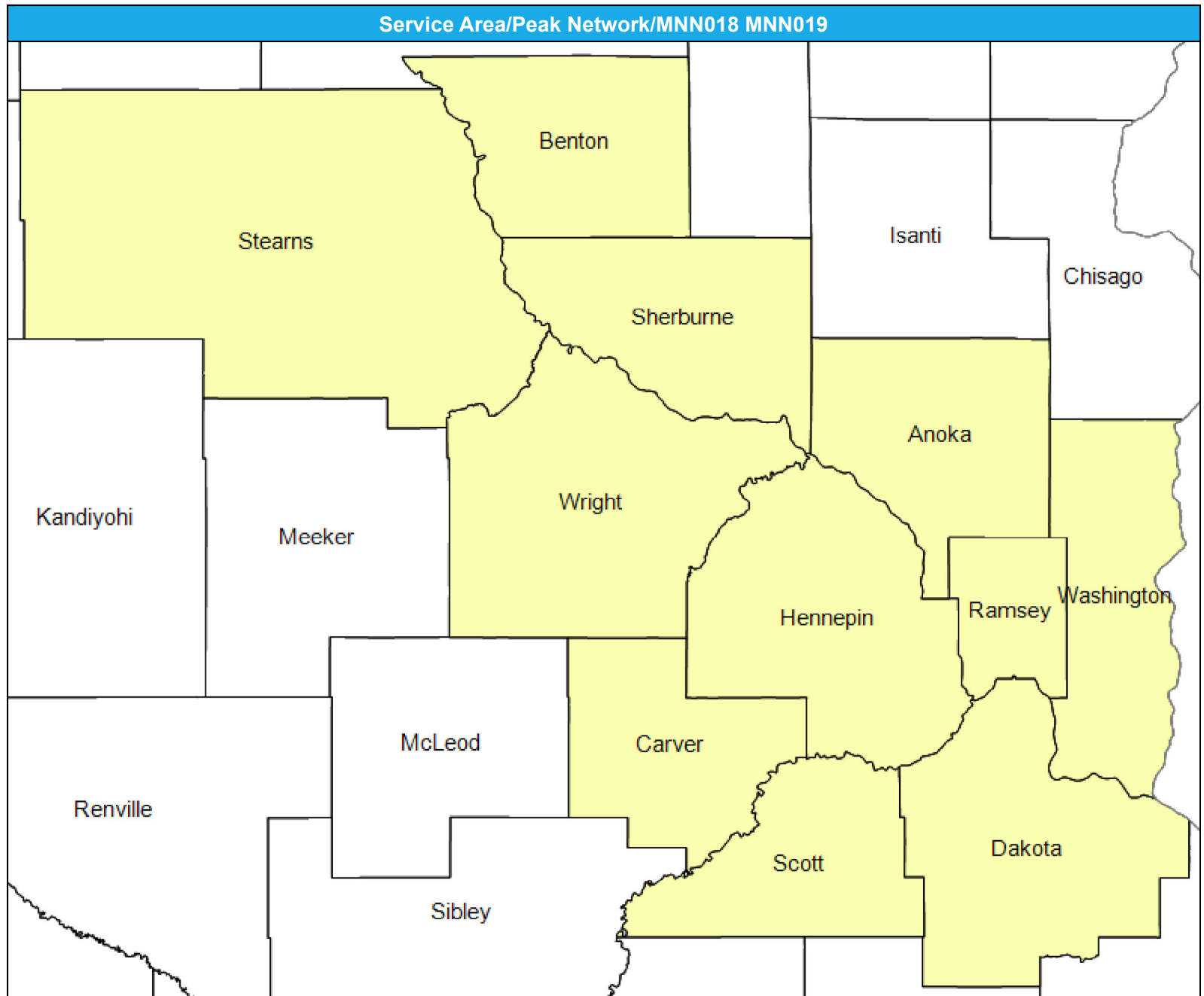
# Service Area/Peak Network/MNN018 MNN019

May 8, 2024

Created by...  
HealthPartners

Service Areas  
Peak Network

21.57 miles



# General Hospital Facilities/Peak Network/MNN018 MNN019

May 8, 2024

Created by...  
**HealthPartners**

### Hospitals

40 providers at 40 locations

◆ All providers

### Hospitals

Employee Group

National Proxy Census (Peak Network)

Provider Group

Hospitals

15,950 eligible locations

● With access (15,947)

● Without access (3)

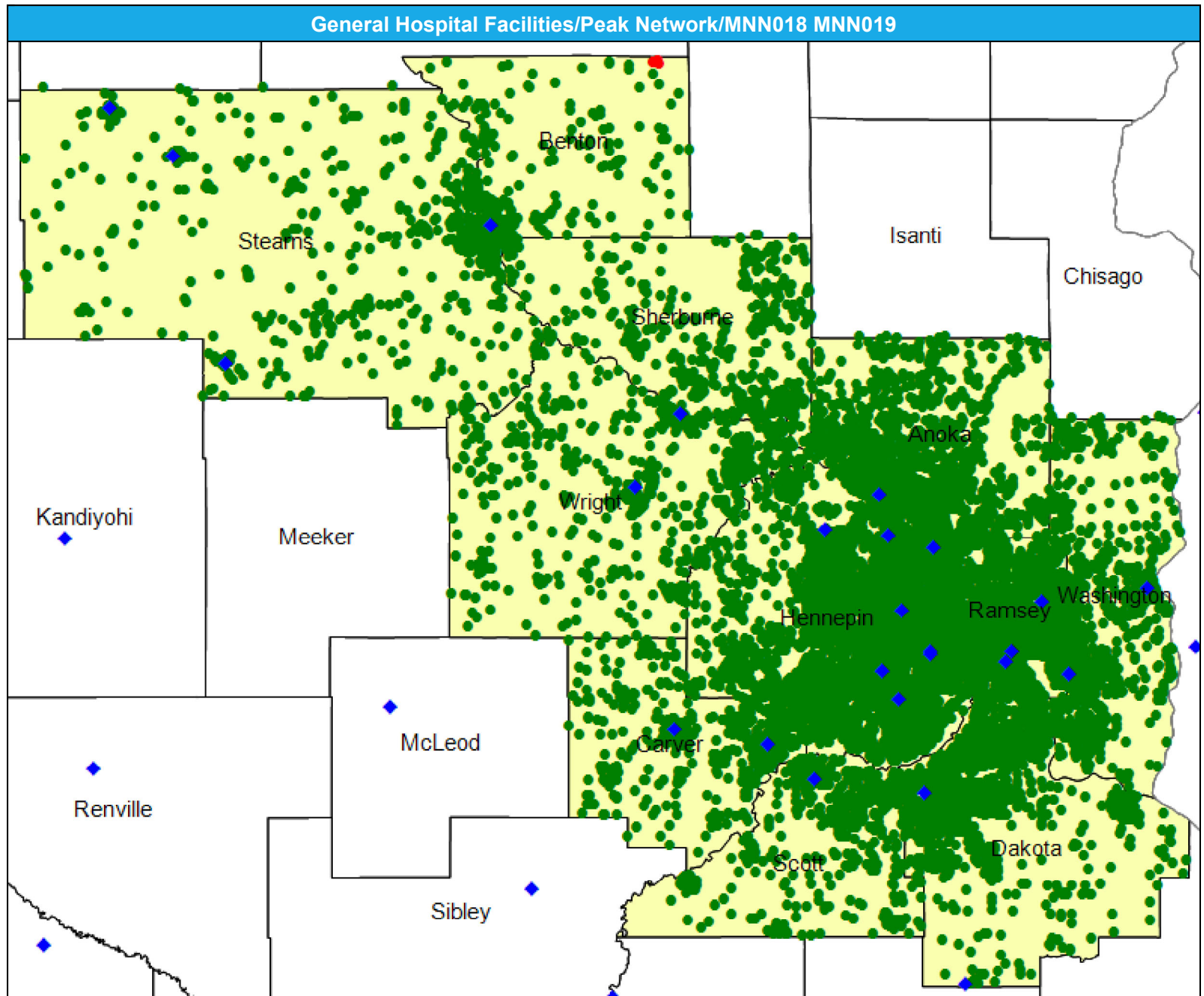
The Access Standard is defined as (National Proxy Census (Peak Network)) eligibles accessing:

1 (Hospitals) provider in 30 miles or 30 minutes

### Service Areas

■ Peak Network

21.57 miles



# Access Detail By County SSA

May 8, 2024

Created by...  
HealthPartners

**Access Analysis**

Hospitals

**Eligible / Provider Groups**

National Proxy Census (Peak Network)

Hospitals

<sup>1</sup> The Access Standard is defined as (National Proxy Census (Peak Network)) eligibles accessing:

1 (Hospitals) provider in 30 miles or 30 minutes

General Hospital Facilities/Peak Network/MNN018 MNN019									
State Name	County	County SSA	Eligible	With Access <sup>1</sup>		Without Access <sup>1</sup>		Average Distance	Average Time
			#	#	%	#	%	1	1
Minnesota	Anoka	24010	1,740	1,740	100.0	0	0.0	7.2	9.6
	Benton	24040	243	240	98.8	3	1.2	9.5	11.3
	Carver	24090	795	795	100.0	0	0.0	5.6	6.1
	Dakota	24180	1,818	1,818	100.0	0	0.0	7.6	9.8
	Hennepin	24260	5,098	5,098	100.0	0	0.0	4.6	7.1
	Ramsey	24610	2,586	2,586	100.0	0	0.0	3.6	6.0
	Scott	24690	601	601	100.0	0	0.0	7.7	8.7
	Sherburne	24700	498	498	100.0	0	0.0	12.1	13.2
	Stearns	24720	798	798	100.0	0	0.0	8.0	9.2
	Washington	24810	1,030	1,030	100.0	0	0.0	6.3	7.6
Wright	24850	743	743	100.0	0	0.0	9.8	10.8	
<b>Grand Totals</b>			<b>15,950</b>	<b>15,947</b>	<b>99.9</b>	<b>3</b>	<b>0.1</b>	<b>6.1</b>	<b>8.1</b>

# Emergency Medicine Providers/Peak Network/MNN018 MNN019

May 8, 2024

Created by...  
**HealthPartners**

### Emergency Medicine Providers

380 providers at 66 locations

◆ All providers

### Emergency Medicine Providers

Employee Group

National Proxy Census (Peak Network)

Provider Group

Emergency Medicine Providers

15,950 eligible locations

● With access (15,923)

● Without access (27)

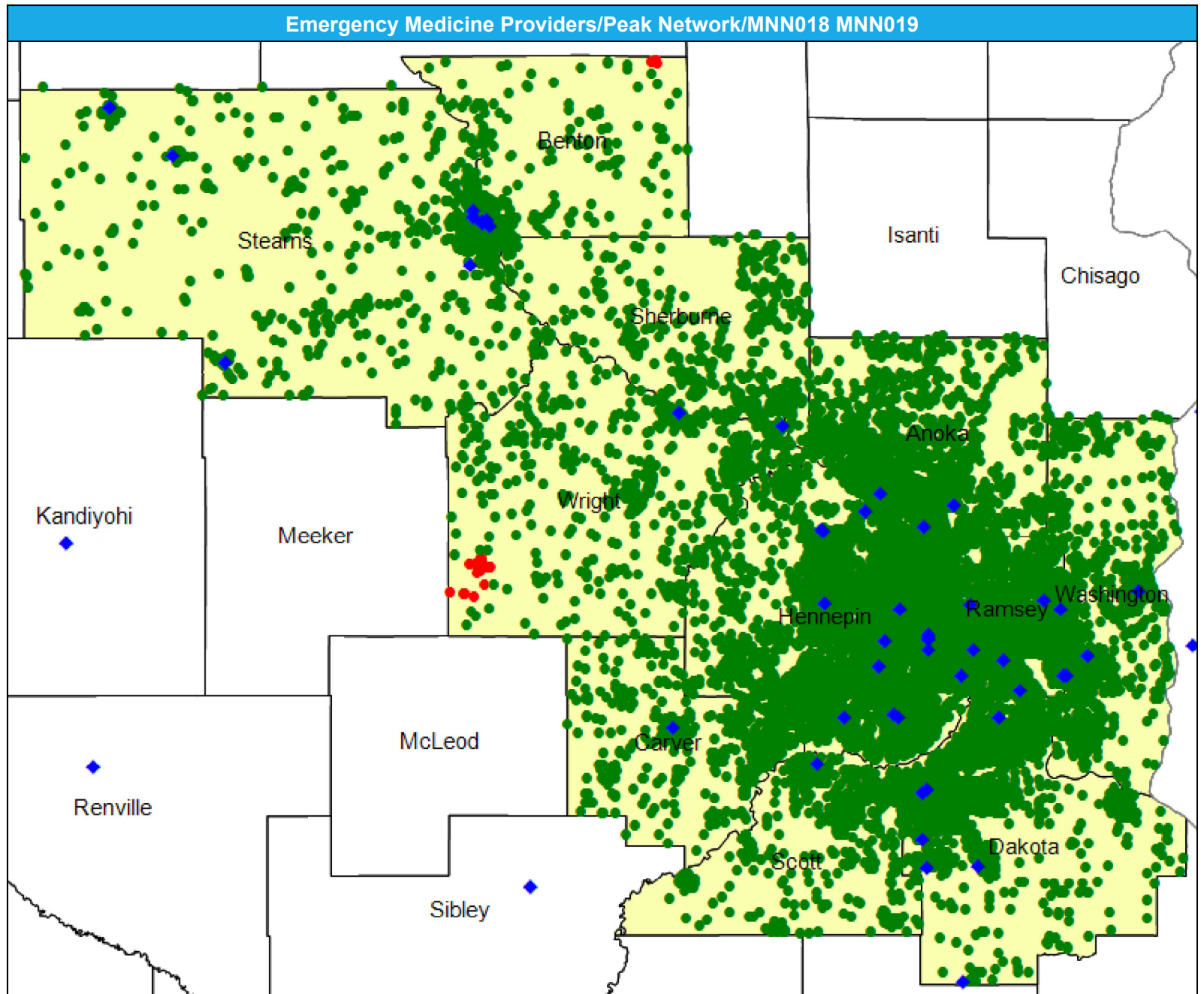
The Access Standard is defined as (National Proxy Census (Peak Network)) eligibles accessing:

1 (Emergency Medicine Providers) provider in 30 miles or 30 minutes

### Service Areas

■ Peak Network

21.57 miles





# Access Detail By County SSA

May 8, 2024

Created by...  
HealthPartners

**Access Analysis**  
Emergency Medicine Providers

**Eligible / Provider Groups**  
National Proxy Census (Peak Network)  
Emergency Medicine Providers

<sup>1</sup> The Access Standard is defined as (National Proxy Census (Peak Network)) eligibles accessing:  
1 (Emergency Medicine Providers) provider in 30 miles or 30 minutes

Emergency Medicine Providers/Peak Network/MNN018 MNN019									
State Name	County	County SSA	Eligible	With Access <sup>1</sup>		Without Access <sup>1</sup>		Average Distance	Average Time
			#	#	%	#	%	1	1
Minnesota	Anoka	24010	1,740	1,740	100.0	0	0.0	5.8	7.3
	Benton	24040	243	240	98.8	3	1.2	9.0	10.0
	Carver	24090	795	795	100.0	0	0.0	7.3	8.2
	Dakota	24180	1,818	1,818	100.0	0	0.0	5.1	6.1
	Hennepin	24260	5,098	5,098	100.0	0	0.0	3.6	5.4
	Ramsey	24610	2,586	2,586	100.0	0	0.0	3.0	4.6
	Scott	24690	601	601	100.0	0	0.0	7.5	8.3
	Sherburne	24700	498	498	100.0	0	0.0	8.6	9.4
	Stearns	24720	798	798	100.0	0	0.0	6.7	7.4
	Washington	24810	1,030	1,030	100.0	0	0.0	5.8	6.9
	Wright	24850	743	719	96.8	24	3.2	12.2	13.3
	<b>Grand Totals</b>		<b>15,950</b>	<b>15,923</b>	<b>99.8</b>	<b>27</b>	<b>0.2</b>	<b>5.2</b>	<b>6.6</b>

# Primary Care Providers/Peak Network/MNN018 MNN019

May 15, 2024

Created by...  
**HealthPartners**

### Primary Care Providers

1,774 providers at 354 locations

◆ All providers

### Primary Care Providers

Employee Group

National Proxy Census (Peak Network)

Provider Group

Primary Care Providers

15,950 eligible locations

● With access (15,950)

● Without access (0)

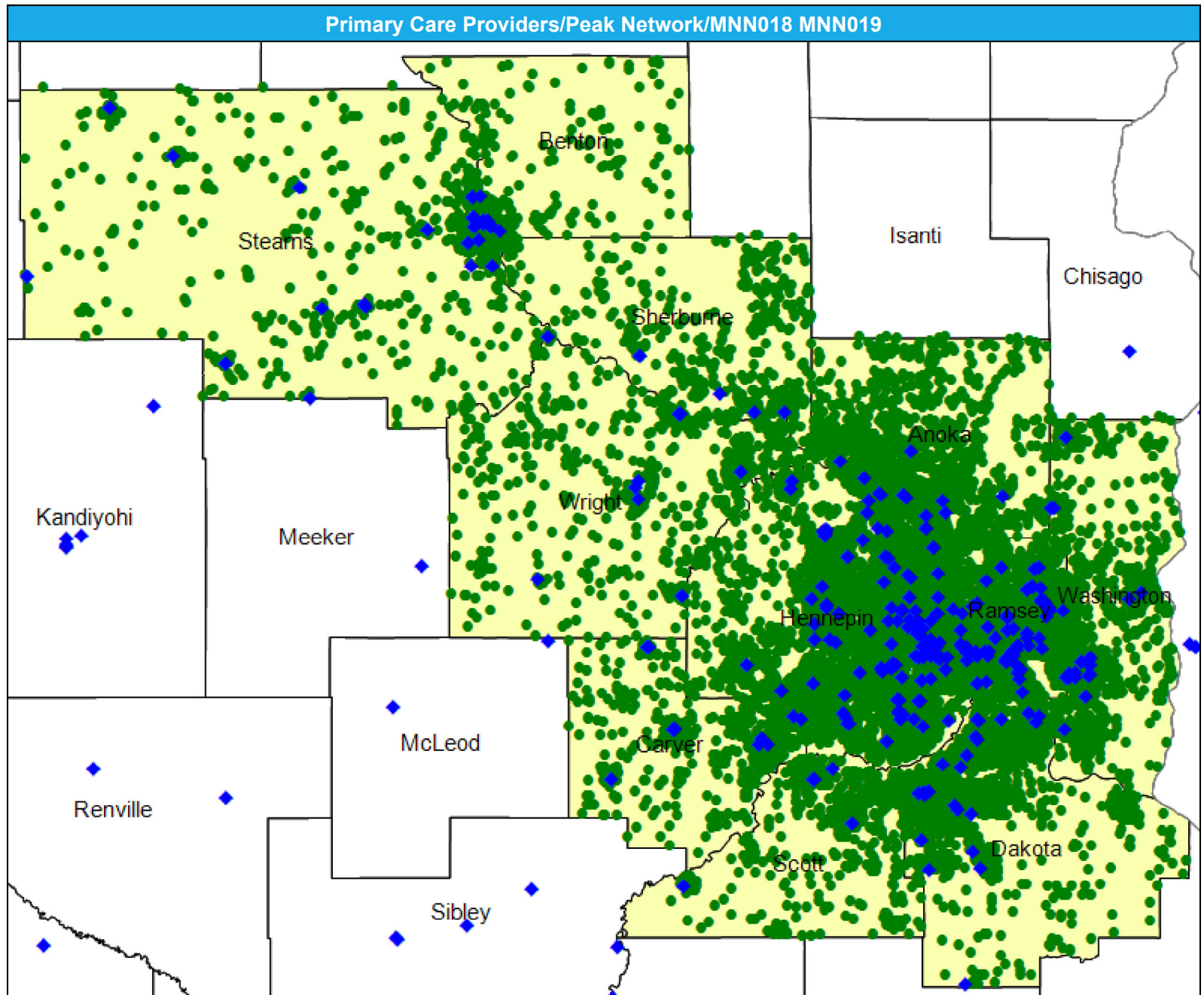
The Access Standard is defined as (National Proxy Census (Peak Network)) eligibles accessing:

1 (Primary Care Providers) provider in 30 miles or 30 minutes

### Service Areas

■ Peak Network

21.57 miles



# Access Detail By County SSA

May 15, 2024

Created by...  
HealthPartners

**Access Analysis**

Primary Care Providers

**Eligible / Provider Groups**

National Proxy Census (Peak Network)

Primary Care Providers

<sup>1</sup> The Access Standard is defined as (National Proxy Census (Peak Network)) eligibles accessing:

1 (Primary Care Providers) provider in 30 miles or 30 minutes

Primary Care Providers/Peak Network/MNN018 MNN019									
State Name	County	County SSA	Eligible	With Access <sup>1</sup>		Without Access <sup>1</sup>		Average Distance	Average Time
			#	#	%	#	%	1	1
Minnesota	Anoka	24010	1,740	1,740	100.0	0	0.0	3.3	4.0
	Benton	24040	243	243	100.0	0	0.0	7.9	8.6
	Carver	24090	795	795	100.0	0	0.0	2.7	3.0
	Dakota	24180	1,818	1,818	100.0	0	0.0	3.2	3.9
	Hennepin	24260	5,098	5,098	100.0	0	0.0	1.5	2.2
	Ramsey	24610	2,586	2,586	100.0	0	0.0	1.2	1.9
	Scott	24690	601	601	100.0	0	0.0	4.3	4.7
	Sherburne	24700	498	498	100.0	0	0.0	5.6	6.0
	Stearns	24720	798	798	100.0	0	0.0	3.4	3.7
	Washington	24810	1,030	1,030	100.0	0	0.0	2.9	3.4
	Wright	24850	743	743	100.0	0	0.0	4.5	4.9
	<b>Grand Totals</b>		<b>15,950</b>	<b>15,950</b>	<b>100.0</b>	<b>0</b>	<b>0.0</b>	<b>2.5</b>	<b>3.2</b>

# Mental Health Provider Prescribers/Peak Network/MNN018 MNN019

May 8, 2024

Created by...  
**HealthPartners**

### Mental Health Provider Prescribers

713 providers at 464 locations

◆ All providers

### Mental Health Provider Prescribers

Employee Group

National Proxy Census (Peak Network)

Provider Group

Mental Health Provider Prescribers

15,950 eligible locations

● With access (15,904)

● Without access (46)

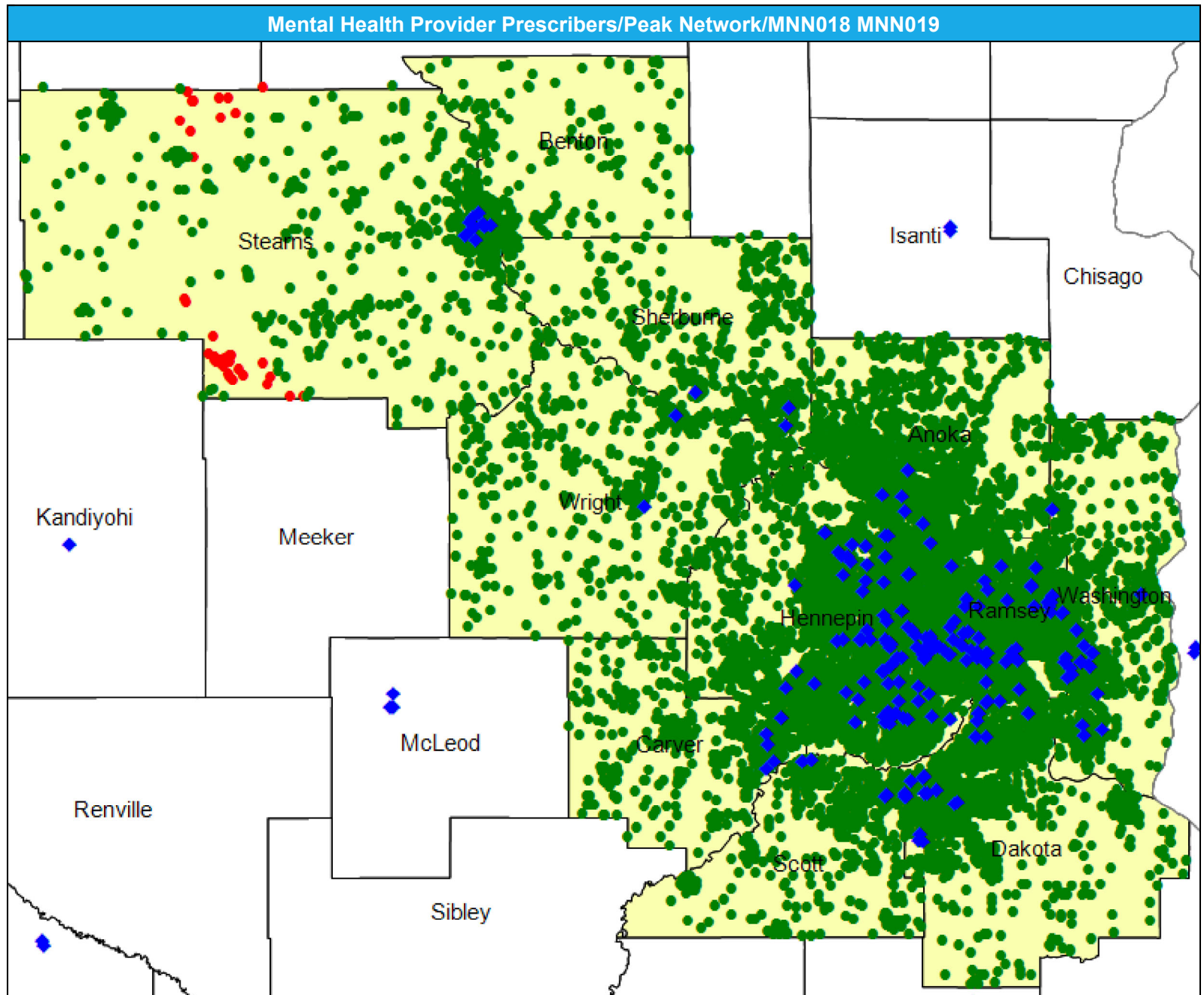
The Access Standard is defined as (National Proxy Census (Peak Network)) eligibles accessing:

1 (Mental Health Provider Prescribers) provider in 30 miles or 30 minutes

### Service Areas

■ Peak Network

21.57 miles



# Access Detail By County SSA

May 8, 2024

Created by...  
HealthPartners

**Access Analysis**

Mental Health Provider Prescribers

**Eligible / Provider Groups**

National Proxy Census (Peak Network)

Mental Health Provider Prescribers

<sup>1</sup> The Access Standard is defined as (National Proxy Census (Peak Network)) eligibles accessing:

1 (Mental Health Provider Prescribers) provider in 30 miles or 30 minutes

Mental Health Provider Prescribers/Peak Network/MNN018 MNN019									
State Name	County	County SSA	Eligible	With Access <sup>1</sup>		Without Access <sup>1</sup>		Average Distance	Average Time
			#	#	%	#	%	1	1
Minnesota	Anoka	24010	1,740	1,740	100.0	0	0.0	4.8	5.7
	Benton	24040	243	243	100.0	0	0.0	8.8	9.7
	Carver	24090	795	795	100.0	0	0.0	7.2	8.0
	Dakota	24180	1,818	1,818	100.0	0	0.0	3.8	4.7
	Hennepin	24260	5,098	5,098	100.0	0	0.0	2.0	2.8
	Ramsey	24610	2,586	2,586	100.0	0	0.0	1.5	2.3
	Scott	24690	601	601	100.0	0	0.0	6.3	7.0
	Sherburne	24700	498	498	100.0	0	0.0	7.3	7.9
	Stearns	24720	798	752	94.2	46	5.8	12.9	14.1
	Washington	24810	1,030	1,030	100.0	0	0.0	3.4	4.0
	Wright	24850	743	743	100.0	0	0.0	8.6	9.4
	<b>Grand Totals</b>		<b>15,950</b>	<b>15,904</b>	<b>99.7</b>	<b>46</b>	<b>0.3</b>	<b>4.1</b>	<b>4.9</b>



# Mental Health Provider Prescribers: Child and Adolescent Psychiatrist/Peak/MNN018 MNN019

May 8, 2024

Created by...  
**HealthPartners**

### Child and Adolescent Psychiatrist

44 providers at 140 locations

◆ All providers

### Child and Adolescent Psychiatrist

Employee Group

National Proxy Census (Peak Network)

Provider Group

Child and Adolescent Psychiatrist

15,950 eligible locations

● With access (15,819)

● Without access (131)

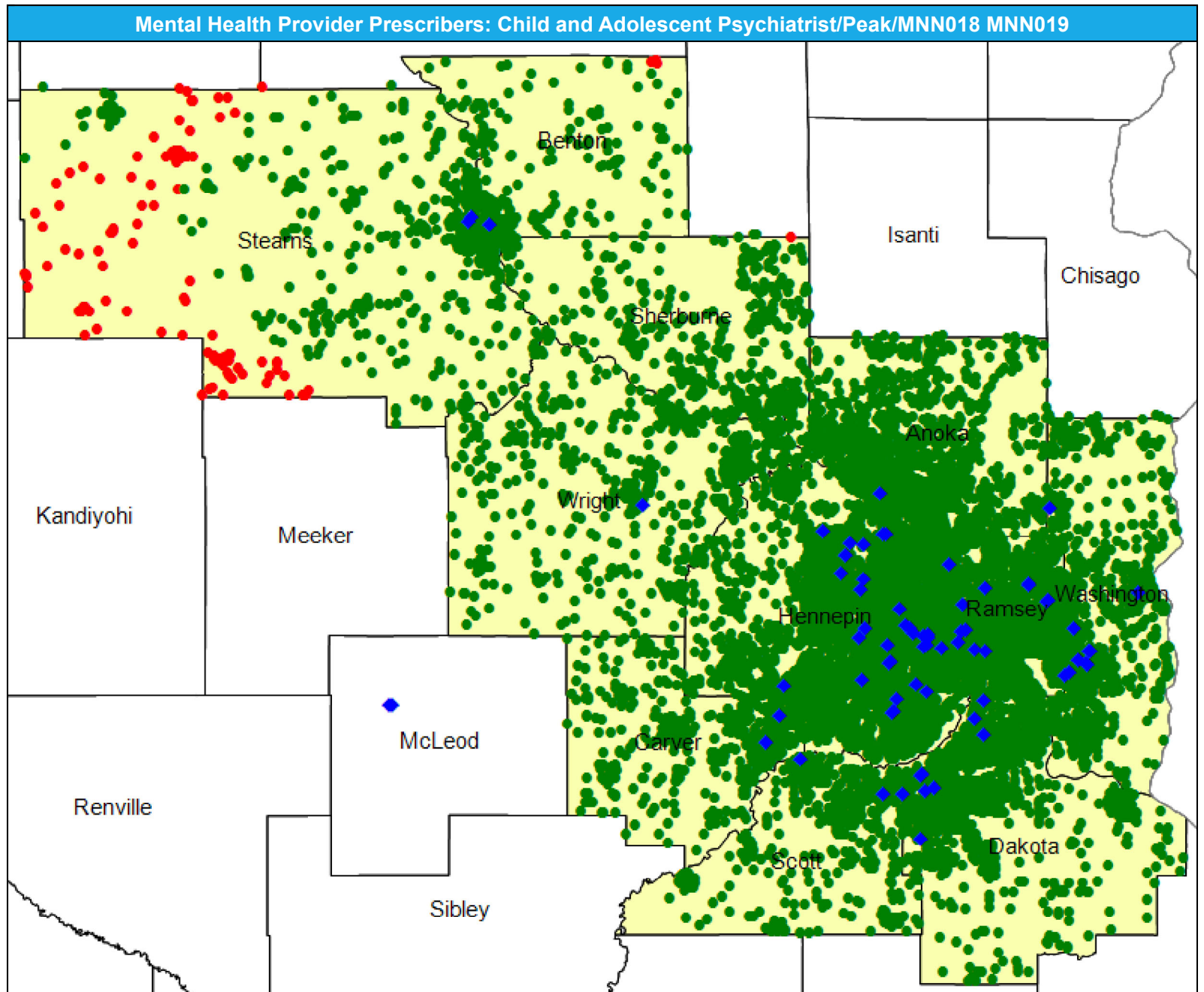
The Access Standard is defined as (National Proxy Census (Peak Network)) eligibles accessing:

1 (Child and Adolescent Psychiatrist) provider in 30 miles or 30 minutes

### Service Areas

■ Peak Network

21.57 miles



# Access Detail By County SSA

May 8, 2024

Created by...  
HealthPartners

**Access Analysis**

Child and Adolescent Psychiatrist

**Eligible / Provider Groups**

National Proxy Census (Peak Network)

Child and Adolescent Psychiatrist

<sup>1</sup> The Access Standard is defined as (National Proxy Census (Peak Network)) eligibles accessing:

1 (Child and Adolescent Psychiatrist) provider in 30 miles or 30 minutes

Mental Health Provider Prescribers: Child and Adolescent Psychiatrist/Peak Network/MNN018 MNN019									
State Name	County	County SSA	Eligible	With Access <sup>1</sup>		Without Access <sup>1</sup>		Average Distance	Average Time
			#	#	%	#	%	1	1
Minnesota	Anoka	24010	1,740	1,740	100.0	0	0.0	7.0	8.8
	Benton	24040	243	240	98.8	3	1.2	9.3	11.1
	Carver	24090	795	795	100.0	0	0.0	7.9	8.8
	Dakota	24180	1,818	1,818	100.0	0	0.0	5.7	6.8
	Hennepin	24260	5,098	5,098	100.0	0	0.0	2.9	4.3
	Ramsey	24610	2,586	2,586	100.0	0	0.0	2.7	4.3
	Scott	24690	601	601	100.0	0	0.0	6.9	7.7
	Sherburne	24700	498	497	99.8	1	0.2	18.4	21.2
	Stearns	24720	798	671	84.1	127	15.9	14.7	17.4
	Washington	24810	1,030	1,030	100.0	0	0.0	4.8	5.7
	Wright	24850	743	743	100.0	0	0.0	11.9	13.2
	<b>Grand Totals</b>		<b>15,950</b>	<b>15,819</b>	<b>99.2</b>	<b>131</b>	<b>0.8</b>	<b>5.7</b>	<b>7.2</b>

# Mental Health Provider Prescribers: Psychiatrists/Peak Network/MNN018 MNN019

May 8, 2024

Created by...  
HealthPartners

### Psychiatrists

505 providers at 455 locations

◆ All providers

### Psychiatrists

Employee Group

National Proxy Census (Peak Network)

Provider Group

Psychiatrists

15,950 eligible locations

● With access (15,904)

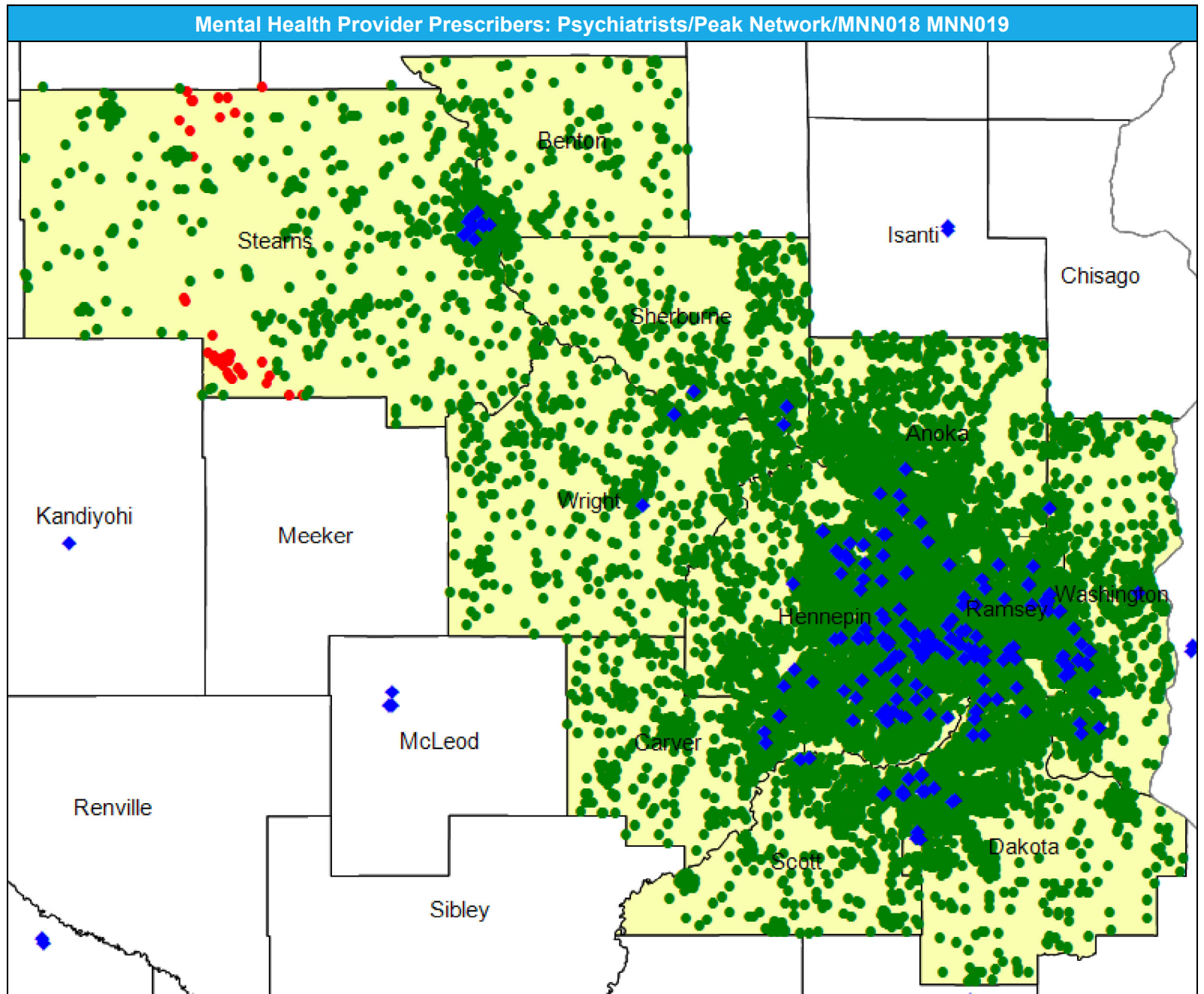

● Without access (46)

The Access Standard is defined as (National Proxy Census (Peak Network)) eligibles accessing:

1 (Psychiatrists) provider in 30 miles or 30 minutes

### Service Areas

■ Peak Network



# Access Detail By County SSA

May 8, 2024

Created by...  
HealthPartners

**Access Analysis**

Psychiatrists

**Eligible / Provider Groups**

National Proxy Census (Peak Network)

Psychiatrists

<sup>1</sup> The Access Standard is defined as (National Proxy Census (Peak Network)) eligibles accessing:

1 (Psychiatrists) provider in 30 miles or 30 minutes

Mental Health Provider Prescribers: Psychiatrists/Peak Network/MNN018 MNN019									
State Name	County	County SSA	Eligible	With Access <sup>1</sup>		Without Access <sup>1</sup>		Average Distance	Average Time
			#	#	%	#	%	1	1
Minnesota	Anoka	24010	1,740	1,740	100.0	0	0.0	4.8	5.7
	Benton	24040	243	243	100.0	0	0.0	8.8	9.7
	Carver	24090	795	795	100.0	0	0.0	7.8	8.5
	Dakota	24180	1,818	1,818	100.0	0	0.0	3.8	4.7
	Hennepin	24260	5,098	5,098	100.0	0	0.0	2.0	2.8
	Ramsey	24610	2,586	2,586	100.0	0	0.0	1.5	2.3
	Scott	24690	601	601	100.0	0	0.0	6.7	7.5
	Sherburne	24700	498	498	100.0	0	0.0	7.3	7.9
	Stearns	24720	798	752	94.2	46	5.8	12.9	14.1
	Washington	24810	1,030	1,030	100.0	0	0.0	3.4	4.0
Wright	24850	743	743	100.0	0	0.0	8.6	9.4	
<b>Grand Totals</b>			<b>15,950</b>	<b>15,904</b>	<b>99.7</b>	<b>46</b>	<b>0.3</b>	<b>4.1</b>	<b>4.9</b>



# Mental Health Provider Prescribers: Mental Health Clinical Nurse Specialist/Peak/MNN018 MNN01

May 8, 2024

Created by...  
HealthPartners

### Mental Health Clinical Nurse Specialist

46 providers at 90 locations

◆ All providers

### Mental Health Clinical Nurse Specialist

Employee Group

National Proxy Census (Peak Network)

Provider Group  
Mental Health Clinical Nurse Specialist

15,950 eligible locations

● With access (15,871)

● Without access (79)

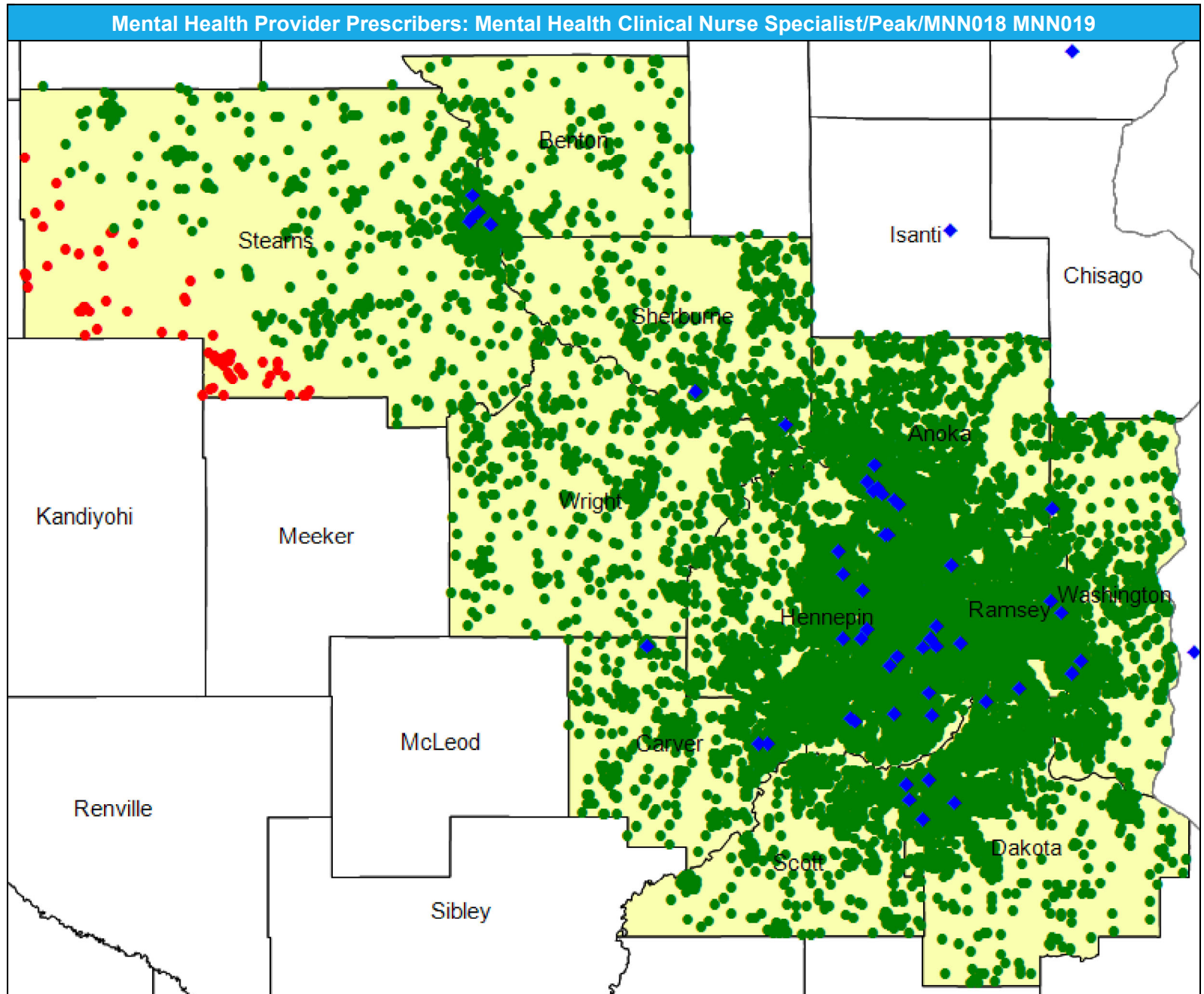
The Access Standard is defined as (National Proxy Census (Peak Network)) eligibles accessing:

1 (Mental Health Clinical Nurse Specialist) provider in 30 miles or 30 minutes

### Service Areas

■ Peak Network

21.57 miles





# Access Detail By County SSA

May 8, 2024

Created by...  
HealthPartners

**Access Analysis**

Mental Health Clinical Nurse Specialist

**Eligible / Provider Groups**

National Proxy Census (Peak Network)

Mental Health Clinical Nurse Specialist

<sup>1</sup> The Access Standard is defined as (National Proxy Census (Peak Network)) eligibles accessing:

1 (Mental Health Clinical Nurse Specialist) provider in 30 miles or 30 minutes

Mental Health Provider Prescribers: Mental Health Clinical Nurse Specialist/Peak/MNN018 MNN019									
State Name	County	County SSA	Eligible	With Access <sup>1</sup>		Without Access <sup>1</sup>		Average Distance	Average Time
			#	#	%	#	%	1	1
Minnesota	Anoka	24010	1,740	1,740	100.0	0	0.0	5.4	6.6
	Benton	24040	243	243	100.0	0	0.0	8.5	9.4
	Carver	24090	795	795	100.0	0	0.0	6.5	7.2
	Dakota	24180	1,818	1,818	100.0	0	0.0	5.5	7.0
	Hennepin	24260	5,098	5,098	100.0	0	0.0	3.2	4.7
	Ramsey	24610	2,586	2,586	100.0	0	0.0	3.7	5.6
	Scott	24690	601	601	100.0	0	0.0	8.8	9.7
	Sherburne	24700	498	498	100.0	0	0.0	8.0	8.8
	Stearns	24720	798	719	90.1	79	9.9	13.3	15.0
	Washington	24810	1,030	1,030	100.0	0	0.0	6.5	7.7
	Wright	24850	743	743	100.0	0	0.0	12.1	13.2
	<b>Grand Totals</b>		<b>15,950</b>	<b>15,871</b>	<b>99.5</b>	<b>79</b>	<b>0.5</b>	<b>5.5</b>	<b>7.0</b>

# Mental Health Providers/Peak Network/MNN018 MNN019

May 8, 2024

Created by...  
**HealthPartners**

### Mental Health Providers

13,488 providers at 3,052 locations

◆ All providers

### Mental Health Providers

Employee Group

National Proxy Census (Peak Network)

Provider Group

Mental Health Providers

15,950 eligible locations

● With access (15,950)

● Without access (0)

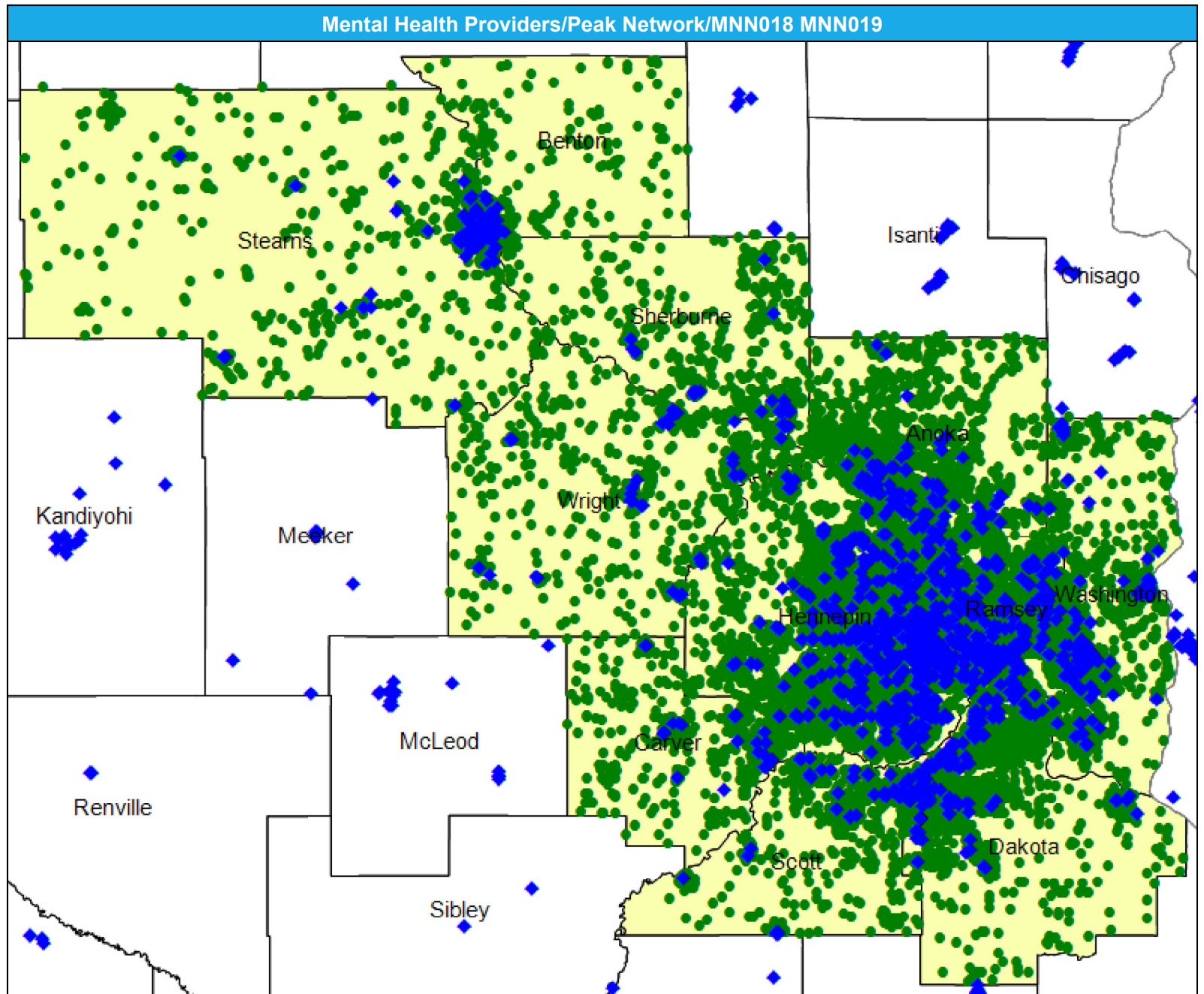
The Access Standard is defined as (National Proxy Census (Peak Network)) eligibles accessing:

1 (Mental Health Providers) provider in 30 miles or 30 minutes

### Service Areas

■ Peak Network

21.57 miles



# Access Detail By County SSA

May 8, 2024

Created by...  
HealthPartners

**Access Analysis**

Mental Health Providers

**Eligible / Provider Groups**

National Proxy Census (Peak Network)

Mental Health Providers

<sup>1</sup> The Access Standard is defined as (National Proxy Census (Peak Network)) eligibles accessing:

1 (Mental Health Providers) provider in 30 miles or 30 minutes

Mental Health Providers/Peak Network/MNN018 MNN019									
State Name	County	County SSA	Eligible	With Access <sup>1</sup>		Without Access <sup>1</sup>		Average Distance	Average Time
			#	#	%	#	%	1	1
Minnesota	Anoka	24010	1,740	1,740	100.0	0	0.0	1.6	1.9
	Benton	24040	243	243	100.0	0	0.0	5.9	6.4
	Carver	24090	795	795	100.0	0	0.0	2.5	2.8
	Dakota	24180	1,818	1,818	100.0	0	0.0	1.5	1.8
	Hennepin	24260	5,098	5,098	100.0	0	0.0	0.8	1.1
	Ramsey	24610	2,586	2,586	100.0	0	0.0	0.6	0.9
	Scott	24690	601	601	100.0	0	0.0	2.0	2.2
	Sherburne	24700	498	498	100.0	0	0.0	2.7	2.9
	Stearns	24720	798	798	100.0	0	0.0	3.7	4.0
	Washington	24810	1,030	1,030	100.0	0	0.0	1.4	1.6
	Wright	24850	743	743	100.0	0	0.0	2.6	2.9
	<b>Grand Totals</b>		<b>15,950</b>	<b>15,950</b>	<b>100.0</b>	<b>0</b>	<b>0.0</b>	<b>1.5</b>	<b>1.8</b>

# Mental Health Providers Licensed Child and Adolescent Psychologists: LP/Peak/MNN018 MNN019

May 8, 2024

Created by...  
**HealthPartners**

### Licensed Child and Adolescent Psychologists: LP

320 providers at 362 locations

◆ All providers

### Licensed Child and Adolescent Psychologists: LP

Employee Group

National Proxy Census (Peak Network)

Provider Group

Licensed Child and Adolescent Psychologists: LP

15,950 eligible locations

● With access (15,903)

● Without access (47)

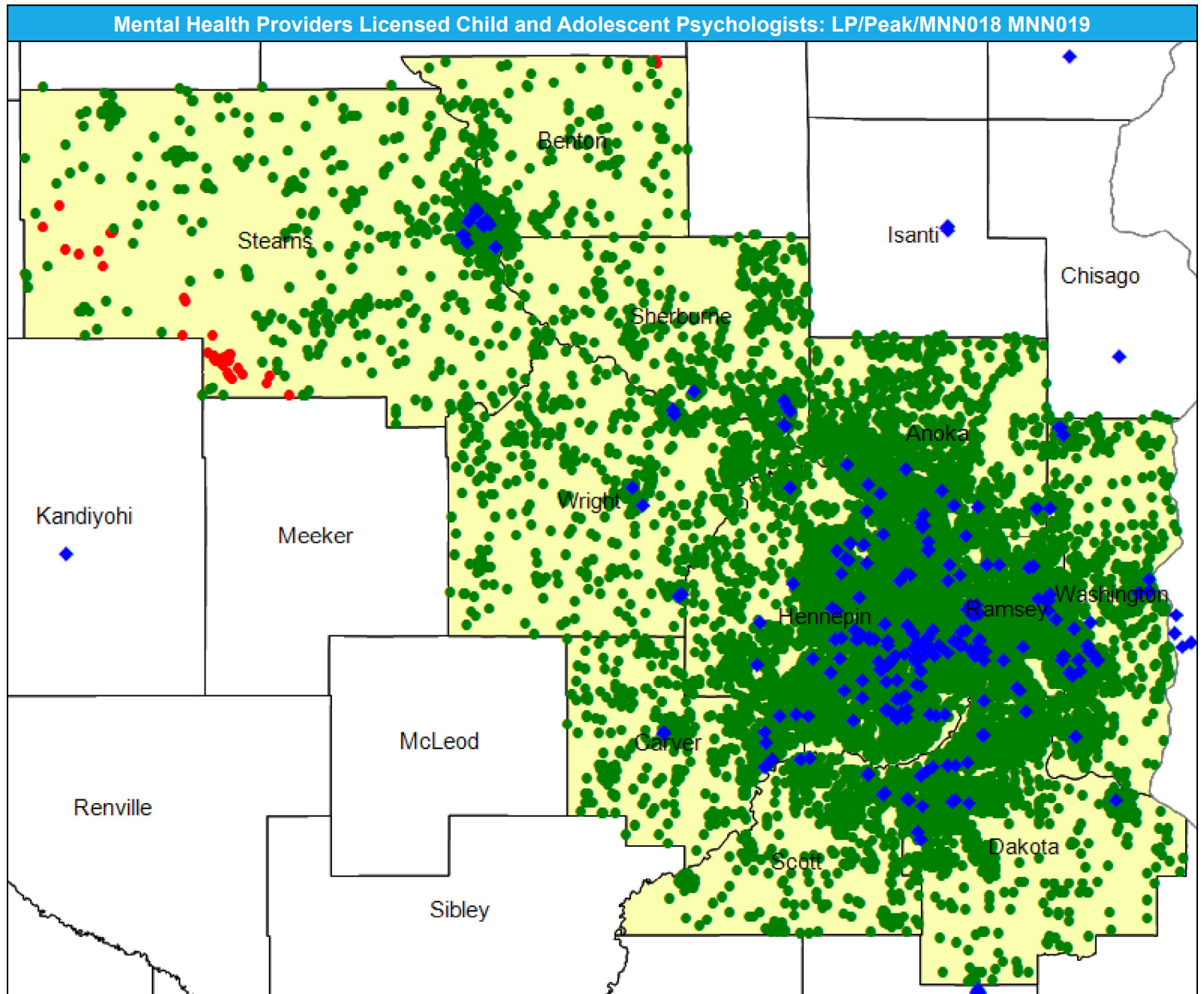
The Access Standard is defined as (National Proxy Census (Peak Network)) eligibles accessing:

1 (Licensed Child and Adolescent Psychologists: LP) provider in 30 miles or 30 minutes

### Service Areas

■ Peak Network

21.57 miles



# Access Detail By County SSA

May 8, 2024

Created by...  
HealthPartners

**Access Analysis**  
Licensed Child and Adolescent  
Psychologists: LP

**Eligible / Provider Groups**  
National Proxy Census (Peak  
Network)  
Licensed Child and  
Adolescent Psychologists: LP

<sup>1</sup> The Access Standard is defined  
as (National Proxy Census  
(Peak Network)) eligibles  
accessing:  
1 (Licensed Child and  
Adolescent Psychologists: LP)  
provider in 30 miles or 30  
minutes

Mental Health Providers Licensed Child and Adolescent Psychologists: LP/Peak Network/MNN018 MNN019									
State Name	County	County SSA	Eligible	With Access <sup>1</sup>		Without Access <sup>1</sup>		Average Distance	Average Time
			#	#	%	#	%	1	1
Minnesota	Anoka	24010	1,740	1,740	100.0	0	0.0	3.4	4.2
	Benton	24040	243	241	99.2	2	0.8	8.9	9.8
	Carver	24090	795	795	100.0	0	0.0	4.2	4.6
	Dakota	24180	1,818	1,818	100.0	0	0.0	2.8	3.5
	Hennepin	24260	5,098	5,098	100.0	0	0.0	1.7	2.5
	Ramsey	24610	2,586	2,586	100.0	0	0.0	1.5	2.4
	Scott	24690	601	601	100.0	0	0.0	6.1	6.8
	Sherburne	24700	498	498	100.0	0	0.0	6.7	7.3
	Stearns	24720	798	753	94.4	45	5.6	11.8	12.9
	Washington	24810	1,030	1,030	100.0	0	0.0	2.6	3.0
	Wright	24850	743	743	100.0	0	0.0	7.1	7.8
	<b>Grand Totals</b>		<b>15,950</b>	<b>15,903</b>	<b>99.7</b>	<b>47</b>	<b>0.3</b>	<b>3.3</b>	<b>4.1</b>



# Mental Health Providers Licensed Psychologists: LP/Peak Network/MNN018 MNN019

May 8, 2024

Created by...  
HealthPartners

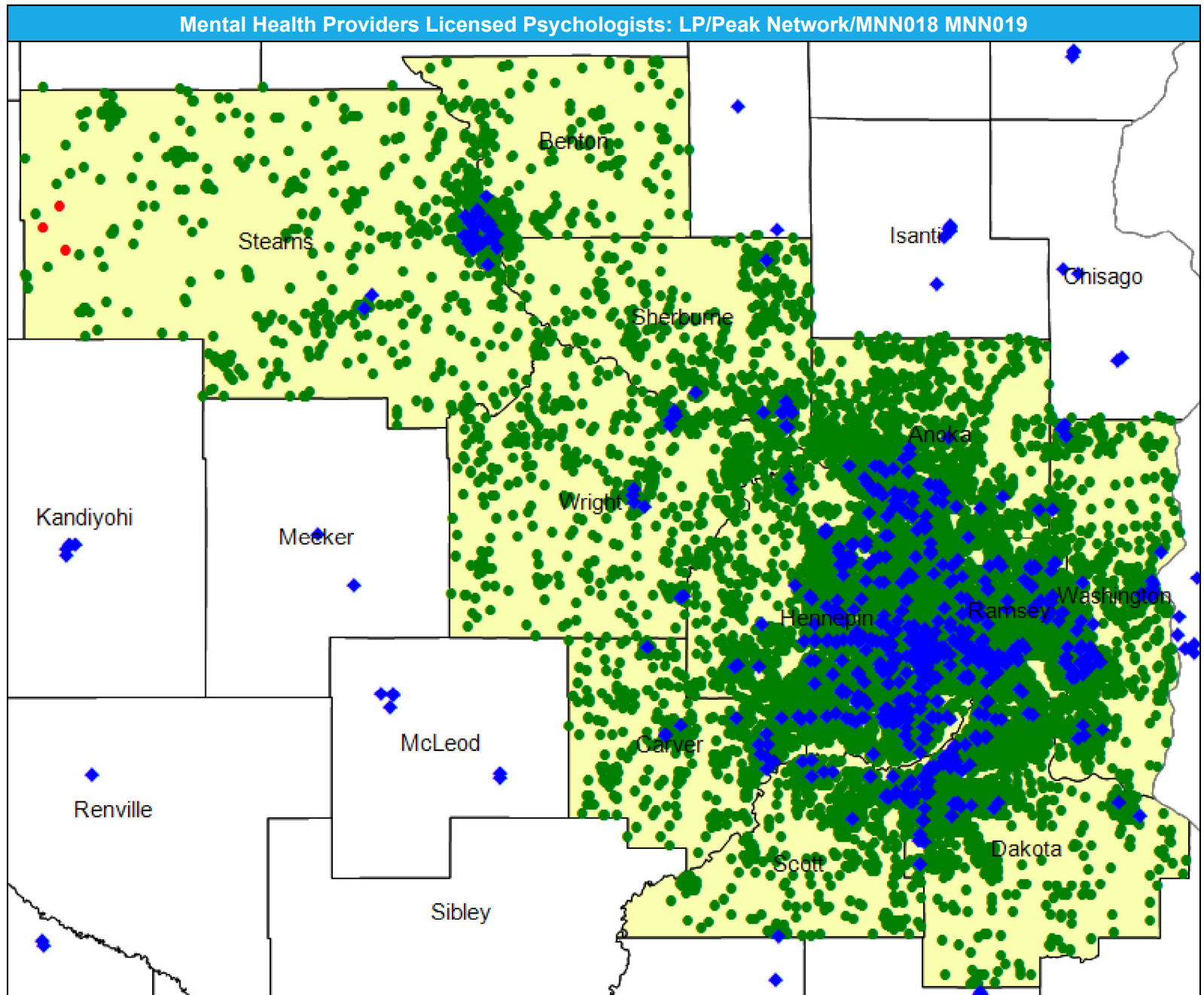
**Licensed Psychologists: LP**  
2,278 providers at 1,215 locations  
◆ All providers

**Licensed Psychologists: LP**  
Employee Group  
National Proxy Census (Peak Network)  
Provider Group  
Licensed Psychologists: LP  
15,950 eligible locations  
● With access (15,947)  
● Without access (3)

The Access Standard is defined as (National Proxy Census (Peak Network)) eligibles accessing:  
1 (Licensed Psychologists: LP) provider in 30 miles or 30 minutes

**Service Areas**  
■ Peak Network

21.57 miles



# Access Detail By County SSA

May 8, 2024

Created by...  
HealthPartners

**Access Analysis**

Licensed Psychologists: LP

**Eligible / Provider Groups**

National Proxy Census (Peak Network)

Licensed Psychologists: LP

<sup>1</sup> The Access Standard is defined as (National Proxy Census (Peak Network)) eligibles accessing:

1 (Licensed Psychologists: LP) provider in 30 miles or 30 minutes

Mental Health Providers Licensed Psychologists: LP/Peak Network/MNN018 MNN019									
State Name	County	County SSA	Eligible	With Access <sup>1</sup>		Without Access <sup>1</sup>		Average Distance	Average Time
			#	#	%	#	%	1	1
Minnesota	Anoka	24010	1,740	1,740	100.0	0	0.0	2.4	2.9
	Benton	24040	243	243	100.0	0	0.0	6.5	7.1
	Carver	24090	795	795	100.0	0	0.0	3.2	3.5
	Dakota	24180	1,818	1,818	100.0	0	0.0	2.1	2.5
	Hennepin	24260	5,098	5,098	100.0	0	0.0	1.1	1.6
	Ramsey	24610	2,586	2,586	100.0	0	0.0	1.0	1.5
	Scott	24690	601	601	100.0	0	0.0	3.6	4.0
	Sherburne	24700	498	498	100.0	0	0.0	4.7	5.1
	Stearns	24720	798	795	99.6	3	0.4	8.6	9.3
	Washington	24810	1,030	1,030	100.0	0	0.0	2.0	2.3
	Wright	24850	743	743	100.0	0	0.0	6.4	7.0
<b>Grand Totals</b>			<b>15,950</b>	<b>15,947</b>	<b>99.9</b>	<b>3</b>	<b>0.1</b>	<b>2.4</b>	<b>2.9</b>

# MH Providers Licensed Marriage and Family Therapists: LMFT or LMFTA/Peak/MNN018 MNN019

May 8, 2024

Created by...  
**HealthPartners**

### Licensed Marriage and Family Therapists: LMFT or LMFTA

2,609 providers at 1,230 locations

◆ All providers

### Licensed Marriage and Family Therapists LMFT LMFTA

Employee Group

National Proxy Census (Peak Network)

Provider Group

Licensed Marriage and Family Therapists: LMFT or LMFTA

15,950 eligible locations

● With access (15,950)

● Without access (0)

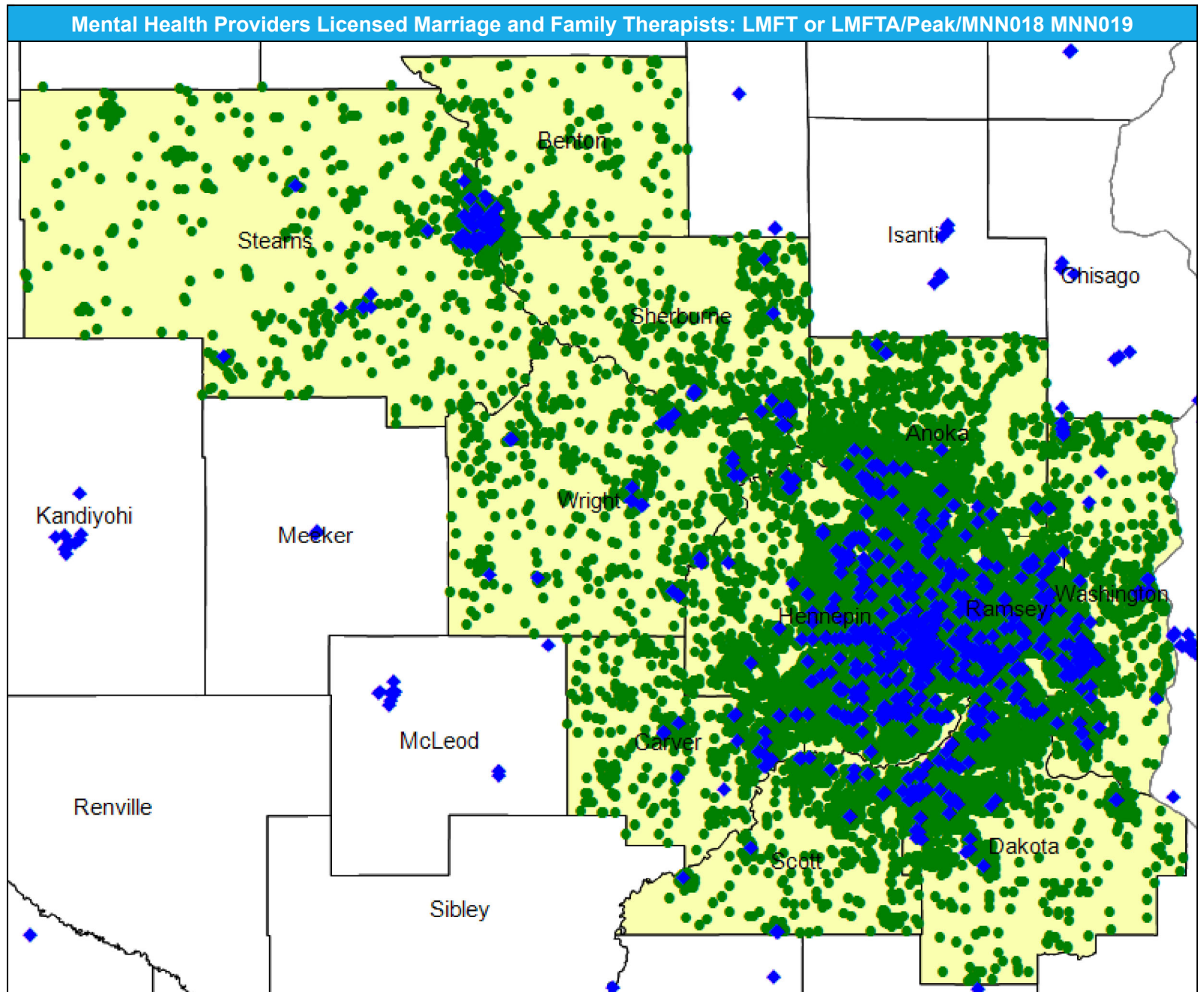
The Access Standard is defined as (National Proxy Census (Peak Network)) eligibles accessing:

1 (Licensed Marriage and Family Therapists: LMFT or LMFTA) provider in 30 miles or 30 minutes

### Service Areas

■ Peak Network

21.57 miles



# Access Detail By County SSA

May 8, 2024

Created by...  
HealthPartners

**Access Analysis**

Licensed Marriage and Family Therapists: LMFT or LMFTA

**Eligible / Provider Groups**

National Proxy Census (Peak Network)

Licensed Marriage and Family Therapists: LMFT or LMFTA

<sup>1</sup> The Access Standard is defined as (National Proxy Census (Peak Network)) eligibles accessing:

1 (Licensed Marriage and Family Therapists: LMFT or LMFTA) provider in 30 miles or 30 minutes

MH Providers Licensed Marriage and Family Therapists: LMFT or LMFTA/Peak/MNN018 MNN019									
State Name	County	County SSA	Eligible	With Access <sup>1</sup>		Without Access <sup>1</sup>		Average Distance	Average Time
			#	#	%	#	%	1	1
Minnesota	Anoka	24010	1,740	1,740	100.0	0	0.0	2.1	2.6
	Benton	24040	243	243	100.0	0	0.0	6.1	6.6
	Carver	24090	795	795	100.0	0	0.0	3.0	3.3
	Dakota	24180	1,818	1,818	100.0	0	0.0	1.8	2.1
	Hennepin	24260	5,098	5,098	100.0	0	0.0	1.0	1.5
	Ramsey	24610	2,586	2,586	100.0	0	0.0	0.8	1.2
	Scott	24690	601	601	100.0	0	0.0	2.5	2.8
	Sherburne	24700	498	498	100.0	0	0.0	4.3	4.6
	Stearns	24720	798	798	100.0	0	0.0	5.4	5.8
	Washington	24810	1,030	1,030	100.0	0	0.0	1.7	1.9
Wright	24850	743	743	100.0	0	0.0	3.0	3.3	
<b>Grand Totals</b>			<b>15,950</b>	<b>15,950</b>	<b>100.0</b>	<b>0</b>	<b>0.0</b>	<b>1.9</b>	<b>2.3</b>



# MH Providers Licensed Professional Counselors: LPCC or LPC/Peak Network/MNN018 MNN019

May 8, 2024

Created by...  
**HealthPartners**

**Licensed Professional Counselors: LPCC or LPC**

4,425 providers at 1,847 locations

◆ All providers

**Licensed Professional Counselors: LPCC or LPC**

Employee Group

National Proxy Census (Peak Network)

Provider Group

Licensed Professional Counselors: LPCC or LPC

15,950 eligible locations

● With access (15,950)

● Without access (0)

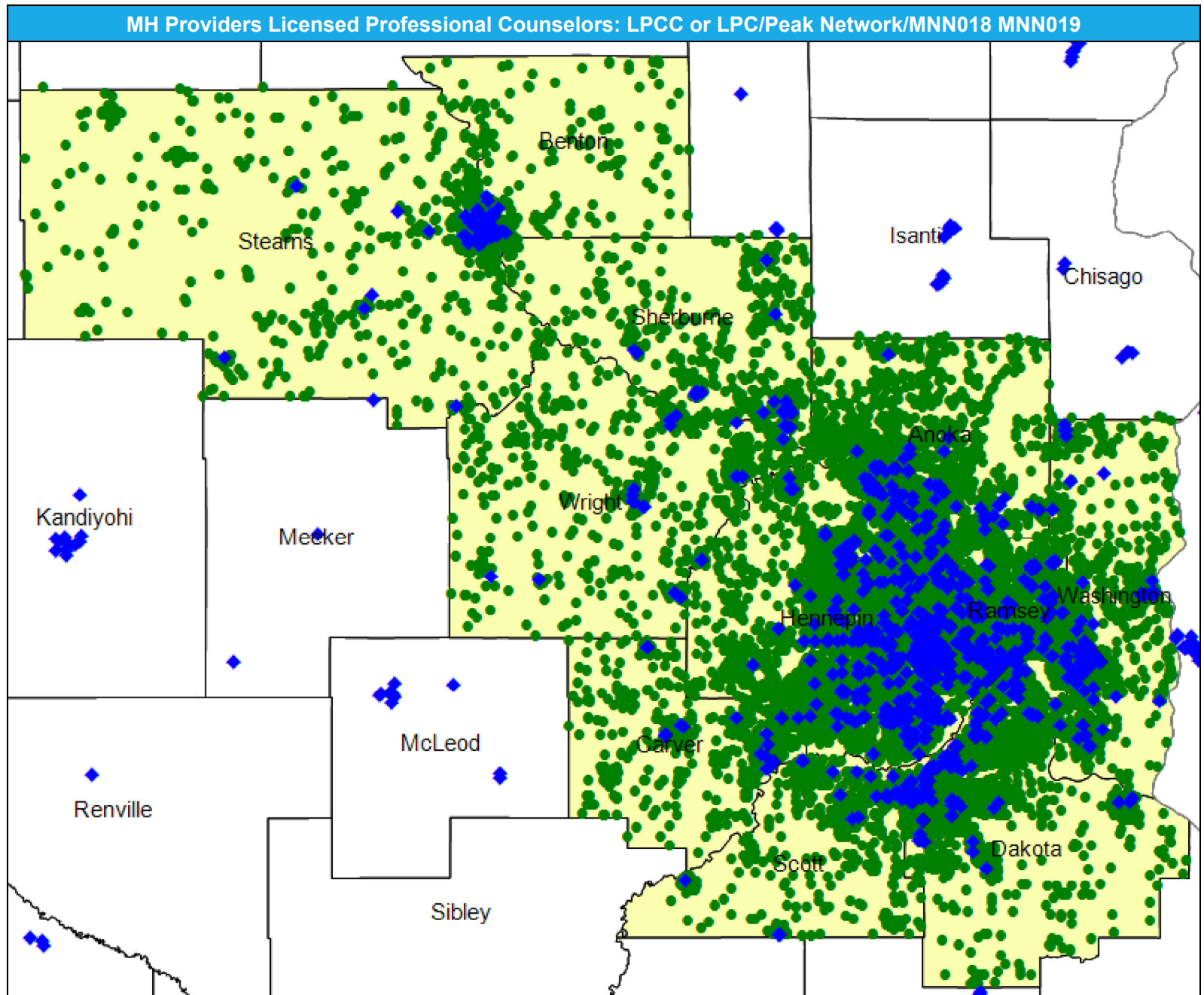
The Access Standard is defined as (National Proxy Census (Peak Network)) eligibles accessing:

1 (Licensed Professional Counselors: LPCC or LPC) provider in 30 miles or 30 minutes

**Service Areas**

■ Peak Network

21.57 miles





# Access Detail By County SSA

May 8, 2024

Created by...  
HealthPartners

**Access Analysis**

Licensed Professional Counselors: LPCC or LPC

**Eligible / Provider Groups**

National Proxy Census (Peak Network)

Licensed Professional Counselors: LPCC or LPC

<sup>1</sup> The Access Standard is defined as (National Proxy Census (Peak Network)) eligibles accessing:

1 (Licensed Professional Counselors: LPCC or LPC) provider in 30 miles or 30 minutes

Mental Health Providers Licensed Professional Counselors: LPCC or LPC/Peak Network/MNN018 MNN019									
State Name	County	County SSA	Eligible	With Access <sup>1</sup>		Without Access <sup>1</sup>		Average Distance	Average Time
			#	#	%	#	%	1	1
Minnesota	Anoka	24010	1,740	1,740	100.0	0	0.0	1.9	2.3
	Benton	24040	243	243	100.0	0	0.0	6.2	6.7
	Carver	24090	795	795	100.0	0	0.0	3.2	3.5
	Dakota	24180	1,818	1,818	100.0	0	0.0	1.8	2.1
	Hennepin	24260	5,098	5,098	100.0	0	0.0	1.0	1.4
	Ramsey	24610	2,586	2,586	100.0	0	0.0	0.8	1.2
	Scott	24690	601	601	100.0	0	0.0	2.9	3.2
	Sherburne	24700	498	498	100.0	0	0.0	2.9	3.2
	Stearns	24720	798	798	100.0	0	0.0	5.6	6.0
	Washington	24810	1,030	1,030	100.0	0	0.0	1.6	1.8
	Wright	24850	743	743	100.0	0	0.0	3.4	3.7
	<b>Grand Totals</b>		<b>15,950</b>	<b>15,950</b>	<b>100.0</b>	<b>0</b>	<b>0.0</b>	<b>1.8</b>	<b>2.2</b>

# Mental Health Providers Licensed Social Workers: LICSW, LCSW, and LISW/Peak/MNN018 MNN019

May 8, 2024

Created by...  
**HealthPartners**

**Licensed Social Workers:  
LICSW, LCSW, and LISW**

4,489 providers at 1,859 locations

◆ All providers

**Licensed Social Workers:  
LICSW, LCSW, and LISW**

Employee Group

National Proxy Census (Peak Network)

Provider Group

Licensed Social Workers:  
LICSW, LCSW, and LISW

15,950 eligible locations

● With access (15,950)

● Without access (0)

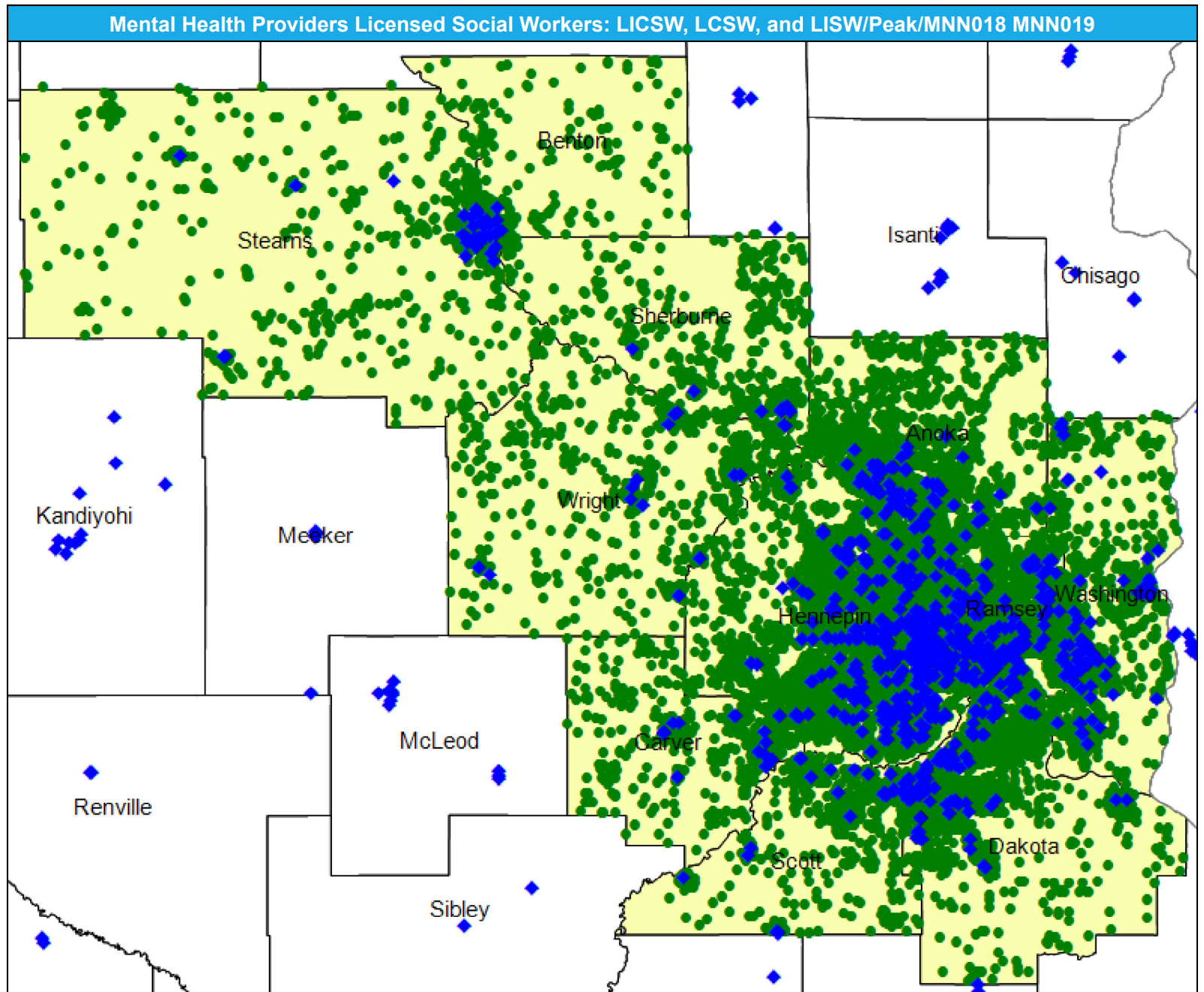
The Access Standard is defined as (National Proxy Census (Peak Network)) eligibles accessing:

1 (Licensed Social Workers:  
LICSW, LCSW, and LISW)  
provider in 30 miles or 30  
minutes

**Service Areas**

■ Peak Network

21.57 miles



# Access Detail By County SSA

May 8, 2024

Created by...  
HealthPartners

**Access Analysis**

Licensed Social Workers:  
LICSW, LCSW, and LISW

**Eligible / Provider Groups**

National Proxy Census (Peak  
Network)

Licensed Social Workers:  
LICSW, LCSW, and LISW

<sup>1</sup> The Access Standard is defined  
as (National Proxy Census  
(Peak Network)) eligibles  
accessing:

1 (Licensed Social Workers:  
LICSW, LCSW, and LISW)  
provider in 30 miles or 30  
minutes

Mental Health Providers Licensed Social Workers: LICSW, LCSW, and LISW/Peak Network/MNN018 MNN019									
State Name	County	County SSA	Eligible	With Access <sup>1</sup>		Without Access <sup>1</sup>		Average Distance	Average Time
			#	#	%	#	%	1	1
Minnesota	Anoka	24010	1,740	1,740	100.0	0	0.0	2.2	2.6
	Benton	24040	243	243	100.0	0	0.0	6.5	7.0
	Carver	24090	795	795	100.0	0	0.0	3.2	3.6
	Dakota	24180	1,818	1,818	100.0	0	0.0	1.7	2.0
	Hennepin	24260	5,098	5,098	100.0	0	0.0	1.0	1.5
	Ramsey	24610	2,586	2,586	100.0	0	0.0	0.7	1.2
	Scott	24690	601	601	100.0	0	0.0	2.4	2.6
	Sherburne	24700	498	498	100.0	0	0.0	4.2	4.6
	Stearns	24720	798	798	100.0	0	0.0	5.6	6.1
	Washington	24810	1,030	1,030	100.0	0	0.0	1.5	1.7
	Wright	24850	743	743	100.0	0	0.0	4.4	4.8
<b>Grand Totals</b>			<b>15,950</b>	<b>15,950</b>	<b>100.0</b>	<b>0</b>	<b>0.0</b>	<b>1.9</b>	<b>2.3</b>

# MH Providers: Other providers designated as licensed mental health providers/Peak/MNN018 MNN

May 8, 2024

Created by...  
HealthPartners

### Other providers designated as licensed mental health providers

753 providers at 687 locations  
◆ All providers

### Other providers designated as licensed mental health providers

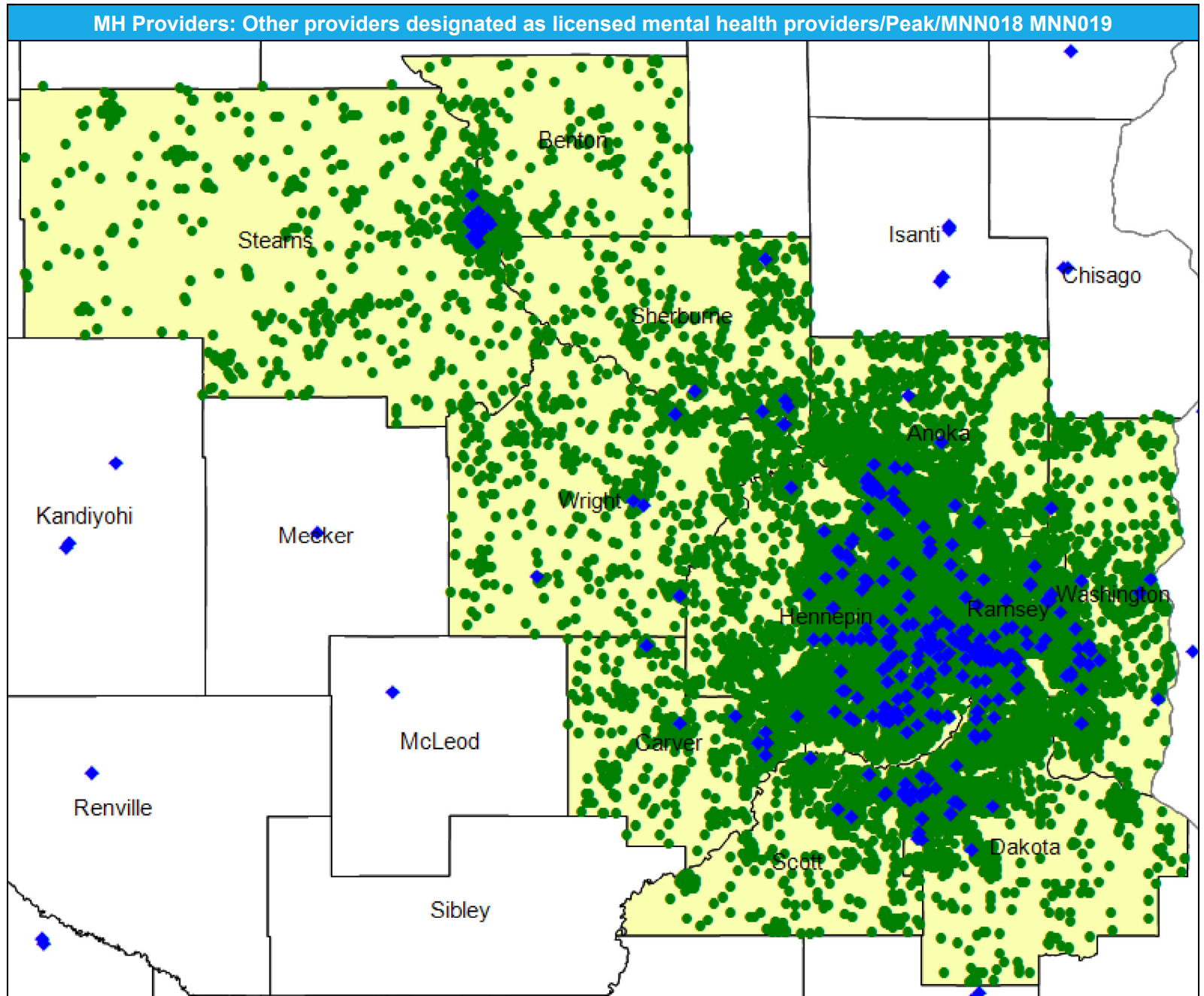
Employee Group  
National Proxy Census (Peak Network)  
Provider Group  
Other providers designated as licensed mental health providers

15,950 eligible locations  
● With access (15,950)  
● Without access (0)

The Access Standard is defined as (National Proxy Census (Peak Network)) eligibles accessing:  
1 (Other providers designated as licensed mental health providers) provider in 30 miles or 30 minutes

Service Areas  
■ Peak Network

21.57 miles





# Access Detail By County SSA

May 8, 2024

Created by...  
HealthPartners

**Access Analysis**

Other providers designated as licensed mental health providers

**Eligible / Provider Groups**

National Proxy Census (Peak Network)

Other providers designated as licensed mental health providers

<sup>1</sup> The Access Standard is defined as (National Proxy Census (Peak Network)) eligibles accessing:

1 (Other providers designated as licensed mental health providers) provider in 30 miles or 30 minutes

MH Providers: Other providers designated as licensed mental health providers/Peak/MNN018 MNN019									
State Name	County	County SSA	Eligible	With Access <sup>1</sup>		Without Access <sup>1</sup>		Average Distance	Average Time
			#	#	%	#	%	1	1
Minnesota	Anoka	24010	1,740	1,740	100.0	0	0.0	2.9	3.5
	Benton	24040	243	243	100.0	0	0.0	8.3	9.1
	Carver	24090	795	795	100.0	0	0.0	3.9	4.3
	Dakota	24180	1,818	1,818	100.0	0	0.0	3.2	3.8
	Hennepin	24260	5,098	5,098	100.0	0	0.0	1.6	2.4
	Ramsey	24610	2,586	2,586	100.0	0	0.0	1.1	1.7
	Scott	24690	601	601	100.0	0	0.0	5.3	5.8
	Sherburne	24700	498	498	100.0	0	0.0	5.1	5.5
	Stearns	24720	798	798	100.0	0	0.0	11.0	12.1
	Washington	24810	1,030	1,030	100.0	0	0.0	3.1	3.6
	Wright	24850	743	743	100.0	0	0.0	5.9	6.4
	<b>Grand Totals</b>		<b>15,950</b>	<b>15,950</b>	<b>100.0</b>	<b>0</b>	<b>0.0</b>	<b>3.1</b>	<b>3.7</b>

# Pediatric Services Providers (Primary Care)/Peak Network/MNN018 MNN019

May 15, 2024

Created by...  
**HealthPartners**

### Pediatric Services

769 providers at 251 locations

◆ All providers

### Pediatric Services Providers

Employee Group

National Proxy Census (Peak Network)

Provider Group

Pediatric Services

15,950 eligible locations

● With access (15,950)

● Without access (0)

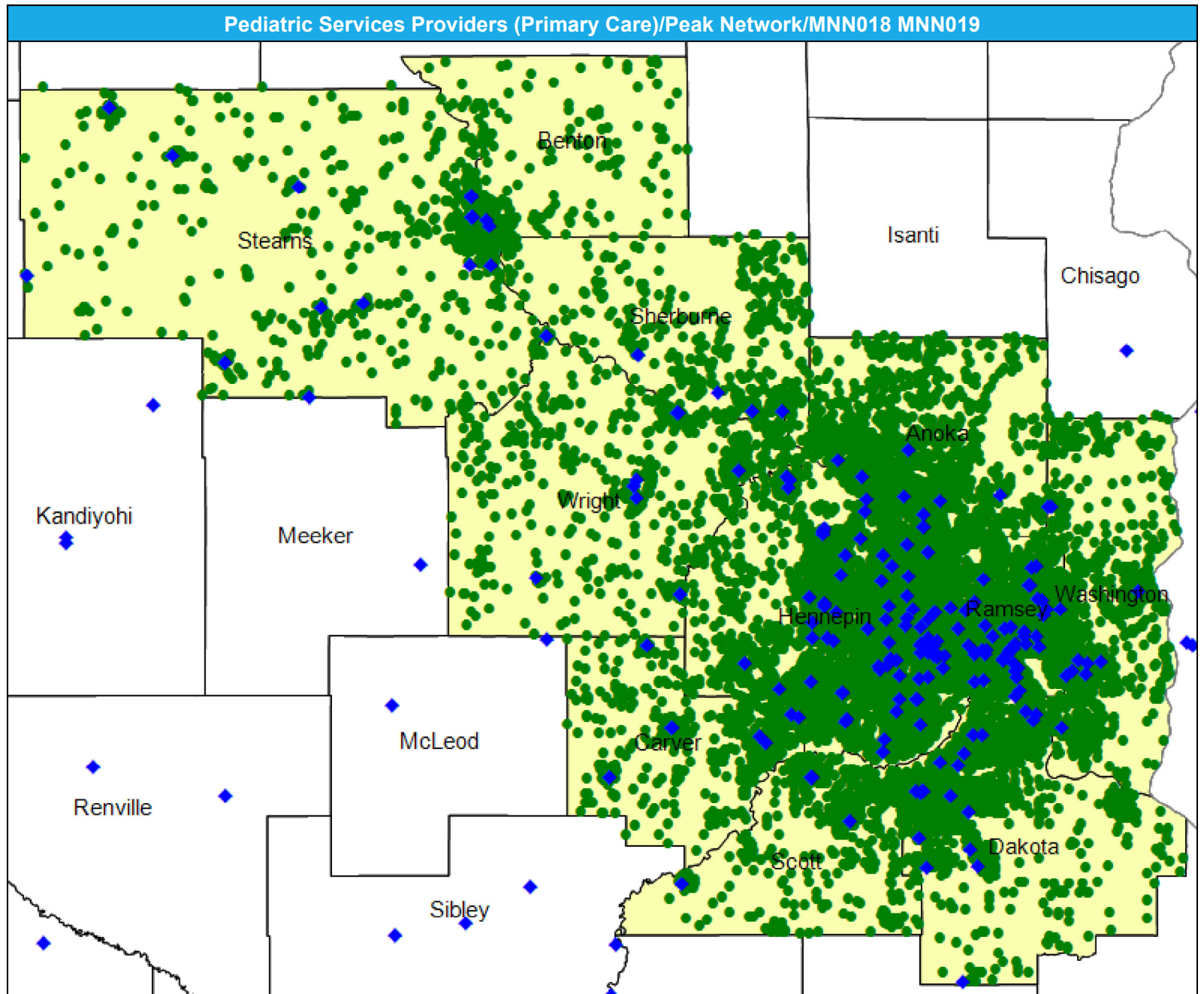
The Access Standard is defined as (National Proxy Census (Peak Network)) eligibles accessing:

1 (Pediatric Services) provider in 30 miles or 30 minutes

### Service Areas

■ Peak Network

21.57 miles



# Access Detail By County SSA

May 15, 2024

Created by...  
HealthPartners

**Access Analysis**

Pediatric Services Providers

**Eligible / Provider Groups**

National Proxy Census (Peak Network)

Pediatric Services

<sup>1</sup> The Access Standard is defined as (National Proxy Census (Peak Network)) eligibles accessing:

1 (Pediatric Services) provider in 30 miles or 30 minutes

Pediatric Services Providers (Primary Care)/Peak Network/MNN018 MNN019									
State Name	County	County SSA	Eligible	With Access <sup>1</sup>		Without Access <sup>1</sup>		Average Distance	Average Time
			#	#	%	#	%	1	1
Minnesota	Anoka	24010	1,740	1,740	100.0	0	0.0	3.6	4.5
	Benton	24040	243	243	100.0	0	0.0	8.4	9.3
	Carver	24090	795	795	100.0	0	0.0	2.9	3.2
	Dakota	24180	1,818	1,818	100.0	0	0.0	3.2	3.9
	Hennepin	24260	5,098	5,098	100.0	0	0.0	1.5	2.4
	Ramsey	24610	2,586	2,586	100.0	0	0.0	1.4	2.2
	Scott	24690	601	601	100.0	0	0.0	4.3	4.8
	Sherburne	24700	498	498	100.0	0	0.0	5.6	6.1
	Stearns	24720	798	798	100.0	0	0.0	3.9	4.3
	Washington	24810	1,030	1,030	100.0	0	0.0	3.7	4.2
Wright	24850	743	743	100.0	0	0.0	4.5	4.8	
<b>Grand Totals</b>			<b>15,950</b>	<b>15,950</b>	<b>100.0</b>	<b>0</b>	<b>0.0</b>	<b>2.7</b>	<b>3.4</b>

# Allergy, Immunology and Rheumatology/Peak Network/MNN018 MNN019

May 8, 2024

Created by...  
**HealthPartners**

### Allergy, Immunology and Rheumatology

98 providers at 58 locations

◆ All providers

### Allergy, Immunology and Rheumatology

Employee Group

National Proxy Census (Peak Network)

Provider Group

Allergy, Immunology and Rheumatology

15,950 eligible locations

● With access (15,950)

● Without access (0)

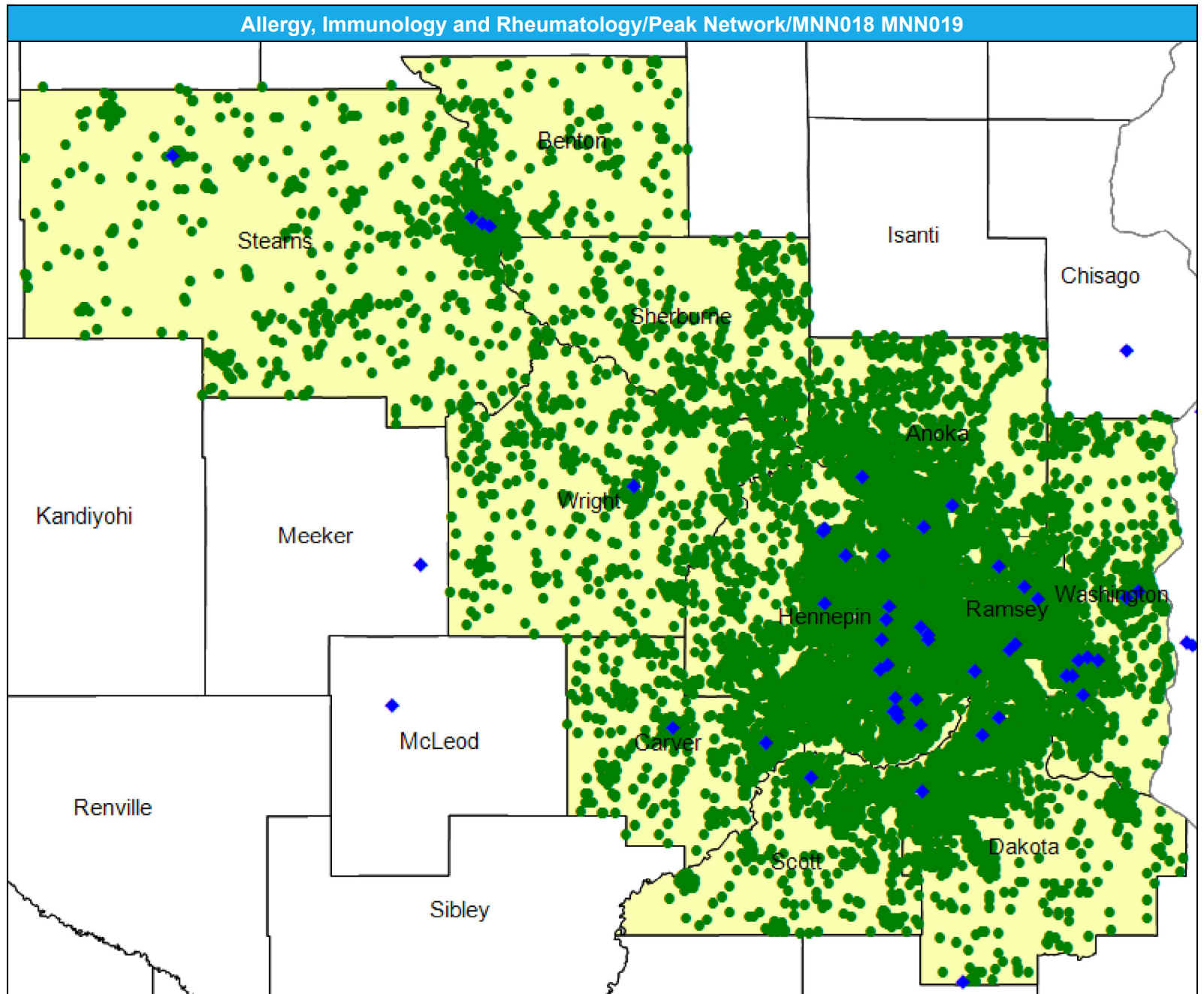
The Access Standard is defined as (National Proxy Census (Peak Network)) eligibles accessing:

1 (Allergy, Immunology and Rheumatology) provider in 60 miles or 60 minutes

### Service Areas

■ Peak Network

21.57 miles





# Access Detail By County SSA

May 8, 2024

Created by...  
HealthPartners

**Access Analysis**

Allergy, Immunology and Rheumatology

**Eligible / Provider Groups**

National Proxy Census (Peak Network)

Allergy, Immunology and Rheumatology

<sup>1</sup> The Access Standard is defined as (National Proxy Census (Peak Network)) eligibles accessing:

1 (Allergy, Immunology and Rheumatology) provider in 60 miles or 60 minutes

Allergy, Immunology and Rheumatology/Peak Network/MNN018 MNN019									
State Name	County	County SSA	Eligible	With Access <sup>1</sup>		Without Access <sup>1</sup>		Average Distance	Average Time
			#	#	%	#	%	1	1
Minnesota	Anoka	24010	1,740	1,740	100.0	0	0.0	5.7	7.0
	Benton	24040	243	243	100.0	0	0.0	9.3	11.1
	Carver	24090	795	795	100.0	0	0.0	5.6	6.2
	Dakota	24180	1,818	1,818	100.0	0	0.0	6.1	7.6
	Hennepin	24260	5,098	5,098	100.0	0	0.0	3.4	5.2
	Ramsey	24610	2,586	2,586	100.0	0	0.0	2.9	4.7
	Scott	24690	601	601	100.0	0	0.0	7.8	8.7
	Sherburne	24700	498	498	100.0	0	0.0	17.4	19.2
	Stearns	24720	798	798	100.0	0	0.0	10.0	11.5
	Washington	24810	1,030	1,030	100.0	0	0.0	5.1	6.0
	Wright	24850	743	743	100.0	0	0.0	10.5	11.6
	<b>Grand Totals</b>		<b>15,950</b>	<b>15,950</b>	<b>100.0</b>	<b>0</b>	<b>0.0</b>	<b>5.5</b>	<b>7.0</b>

# Anesthesiology Physicians and Certified Registered Nurse Anesthetists/Peak/MNN018 MNN019

May 8, 2024

Created by...  
HealthPartners

## Anesthesiology Physicians and Certified Registered Nurse Anesthetists

1,682 providers at 76 locations  
◆ All providers

## Anesthesiology Physicians and Certified Registered Nurse Anesthetists

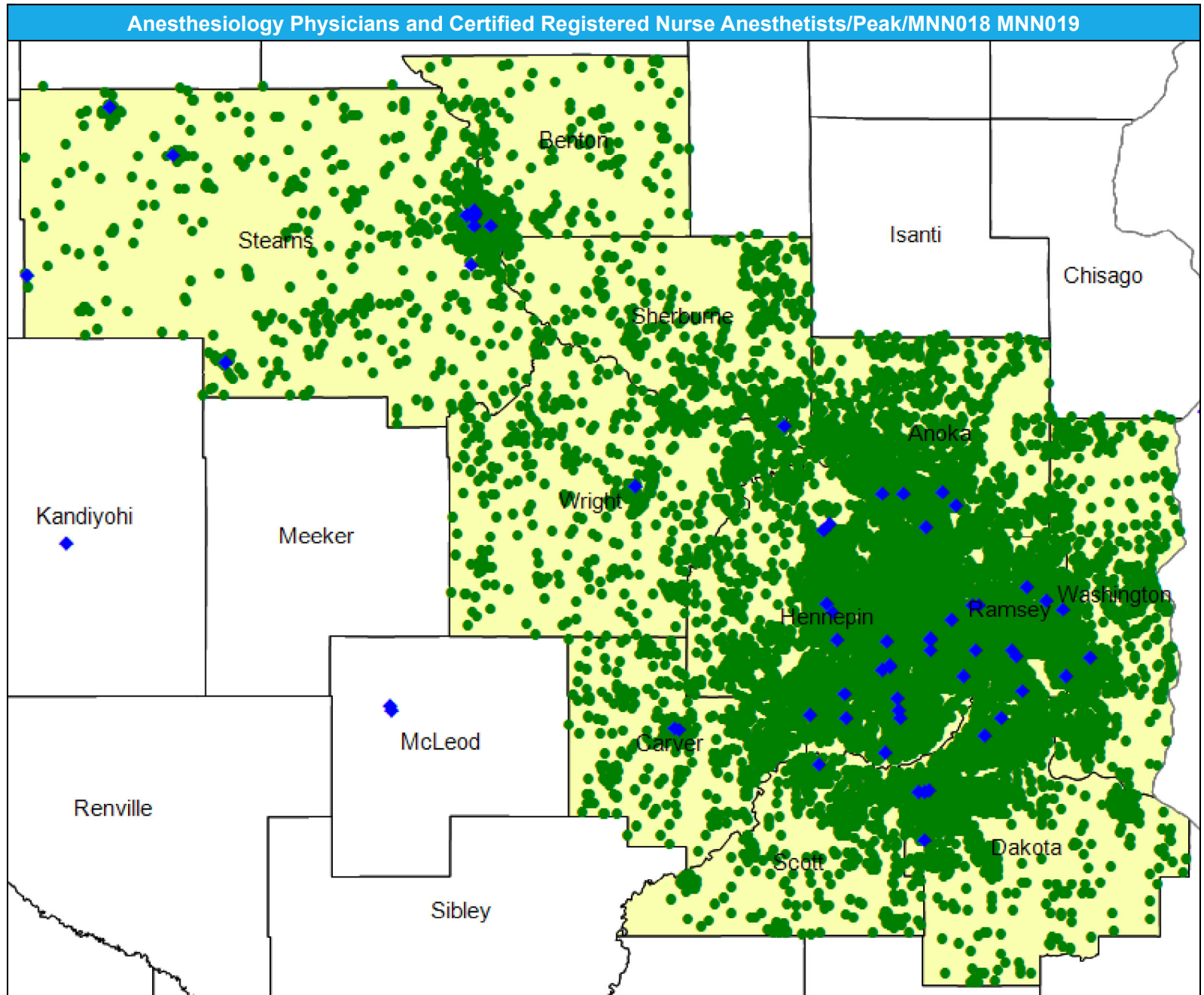
Employee Group  
National Proxy Census (Peak Network)  
Provider Group  
Anesthesiology Physicians and Certified Registered Nurse Anesthetists

15,950 eligible locations  
● With access (15,950)  
● Without access (0)

The Access Standard is defined as (National Proxy Census (Peak Network)) eligibles accessing:  
1 (Anesthesiology Physicians and Certified Registered Nurse Anesthetists) provider in 60 miles or 60 minutes

Service Areas  
■ Peak Network

21.57 miles



# Access Detail By County SSA

May 8, 2024

Created by...  
HealthPartners

**Access Analysis**

Anesthesiology Physicians and Certified Registered Nurse Anesthetists

**Eligible / Provider Groups**

National Proxy Census (Peak Network)

Anesthesiology Physicians and Certified Registered Nurse Anesthetists

<sup>1</sup> The Access Standard is defined as (National Proxy Census (Peak Network)) eligibles accessing:

1 (Anesthesiology Physicians and Certified Registered Nurse Anesthetists) provider in 60 miles or 60 minutes

Anesthesiology Physicians and Certified Registered Nurse Anesthetists/Peak Network/MNN018 MNN019									
State Name	County	County SSA	Eligible	With Access <sup>1</sup>		Without Access <sup>1</sup>		Average Distance	Average Time
			#	#	%	#	%	1	1
Minnesota	Anoka	24010	1,740	1,740	100.0	0	0.0	5.2	6.7
	Benton	24040	243	243	100.0	0	0.0	9.1	10.0
	Carver	24090	795	795	100.0	0	0.0	6.4	7.2
	Dakota	24180	1,818	1,818	100.0	0	0.0	5.7	6.8
	Hennepin	24260	5,098	5,098	100.0	0	0.0	3.4	5.1
	Ramsey	24610	2,586	2,586	100.0	0	0.0	2.6	4.1
	Scott	24690	601	601	100.0	0	0.0	7.5	8.3
	Sherburne	24700	498	498	100.0	0	0.0	10.6	11.6
	Stearns	24720	798	798	100.0	0	0.0	6.3	6.9
	Washington	24810	1,030	1,030	100.0	0	0.0	7.4	9.0
	Wright	24850	743	743	100.0	0	0.0	9.9	10.8
	<b>Grand Totals</b>		<b>15,950</b>	<b>15,950</b>	<b>100.0</b>	<b>0</b>	<b>0.0</b>	<b>5.0</b>	<b>6.4</b>

# Cardiac Surgery/Peak Network/MNN018 MNN019

May 8, 2024

Created by...  
**HealthPartners**

### Cardiac Surgery

45 providers at 36 locations

◆ All providers

### Cardiac Surgery

Employee Group

National Proxy Census (Peak Network)

Provider Group

Cardiac Surgery

15,950 eligible locations

● With access (15,950)

● Without access (0)

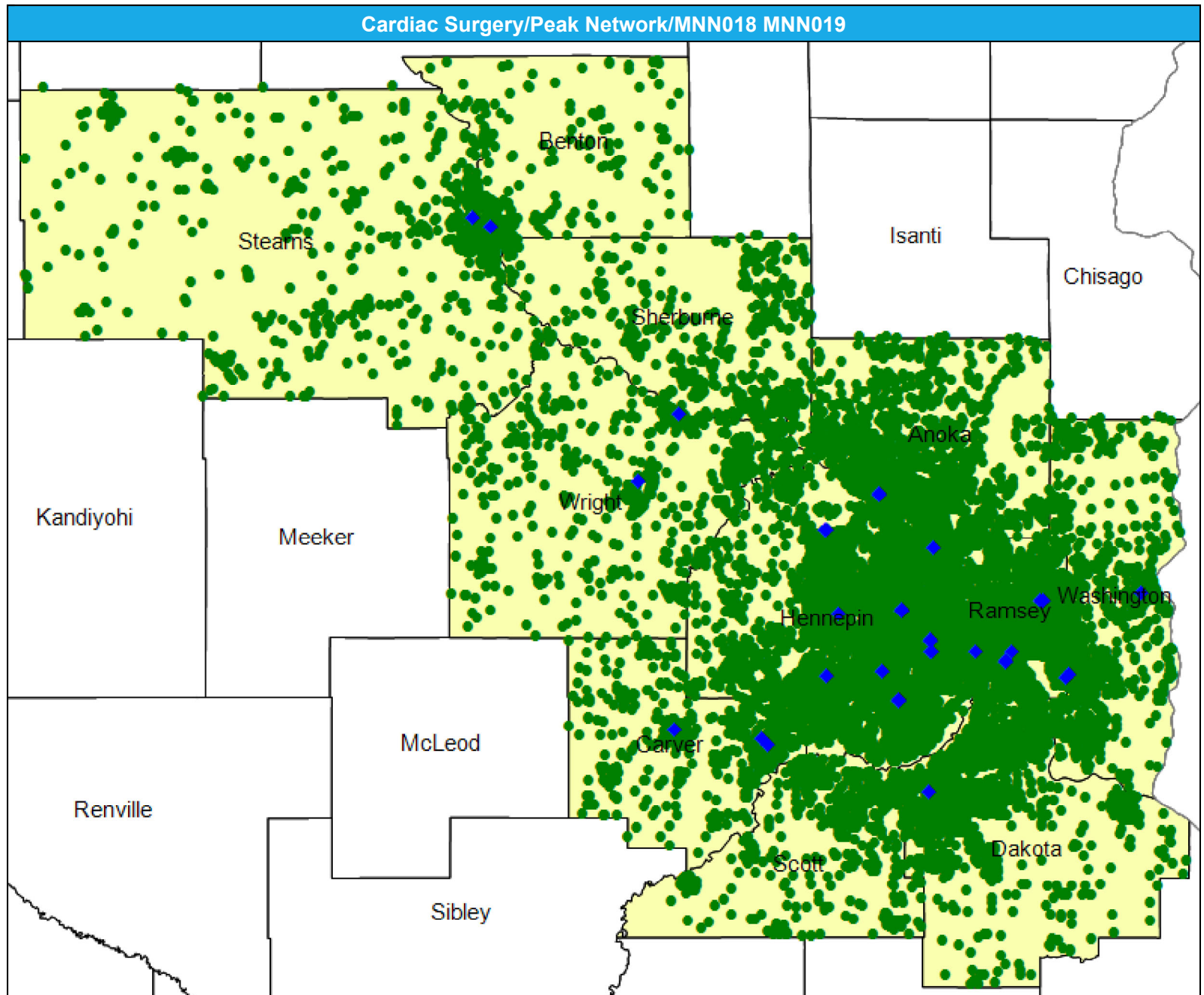
The Access Standard is defined as (National Proxy Census (Peak Network)) eligibles accessing:

1 (Cardiac Surgery) provider in 60 miles or 60 minutes

### Service Areas

■ Peak Network

21.57 miles





# Access Detail By County SSA

May 8, 2024

Created by...  
HealthPartners

**Access Analysis**

Cardiac Surgery

**Eligible / Provider Groups**

National Proxy Census (Peak Network)

Cardiac Surgery

<sup>1</sup> The Access Standard is defined as (National Proxy Census (Peak Network)) eligibles accessing:

1 (Cardiac Surgery) provider in 60 miles or 60 minutes

Cardiac Surgery/Peak Network/MNN018 MNN019									
State Name	County	County SSA	Eligible	With Access <sup>1</sup>		Without Access <sup>1</sup>		Average Distance	Average Time
			#	#	%	#	%	1	1
Minnesota	Anoka	24010	1,740	1,740	100.0	0	0.0	7.3	9.6
	Benton	24040	243	243	100.0	0	0.0	9.3	11.2
	Carver	24090	795	795	100.0	0	0.0	5.4	6.0
	Dakota	24180	1,818	1,818	100.0	0	0.0	7.9	10.1
	Hennepin	24260	5,098	5,098	100.0	0	0.0	3.7	5.8
	Ramsey	24610	2,586	2,586	100.0	0	0.0	3.1	5.1
	Scott	24690	601	601	100.0	0	0.0	10.2	11.7
	Sherburne	24700	498	498	100.0	0	0.0	12.0	13.2
	Stearns	24720	798	798	100.0	0	0.0	15.9	19.0
	Washington	24810	1,030	1,030	100.0	0	0.0	6.9	8.4
Wright	24850	743	743	100.0	0	0.0	10.1	11.1	
<b>Grand Totals</b>			<b>15,950</b>	<b>15,950</b>	<b>100.0</b>	<b>0</b>	<b>0.0</b>	<b>6.3</b>	<b>8.2</b>

# Cardiovascular Disease/Peak Network/MNN018 MNN019

May 8, 2024

Created by...  
**HealthPartners**

### Cardiovascular Disease

306 providers at 93 locations

◆ All providers

### Cardiovascular Disease

Employee Group

National Proxy Census (Peak Network)

Provider Group

Cardiovascular Disease

15,950 eligible locations

● With access (15,950)

● Without access (0)

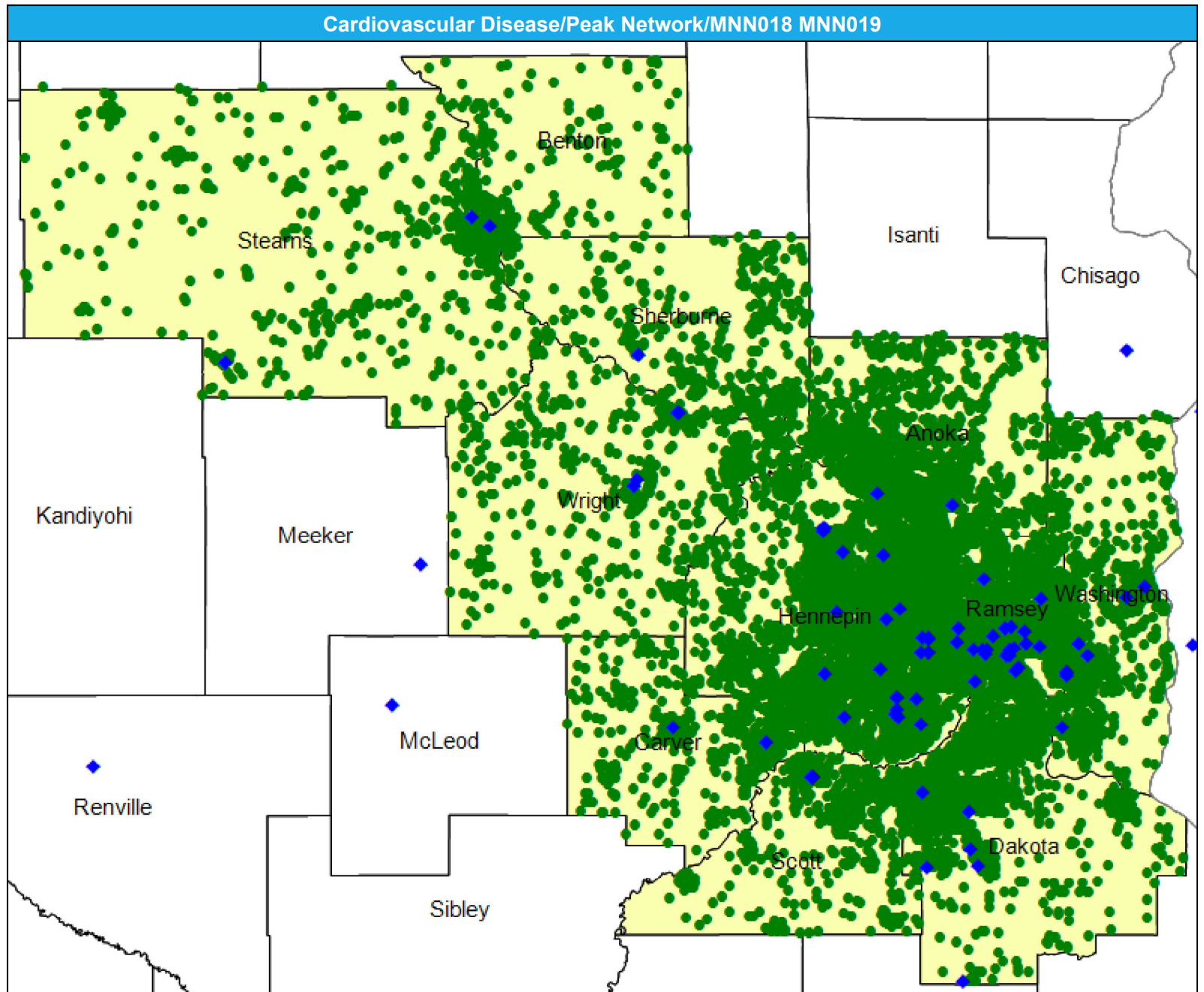
The Access Standard is defined as (National Proxy Census (Peak Network)) eligibles accessing:

1 (Cardiovascular Disease) provider in 60 miles or 60 minutes

### Service Areas

■ Peak Network

21.57 miles



# Access Detail By County SSA

May 8, 2024

Created by...  
HealthPartners

**Access Analysis**

Cardiovascular Disease

**Eligible / Provider Groups**

National Proxy Census (Peak Network)

Cardiovascular Disease

<sup>1</sup> The Access Standard is defined as (National Proxy Census (Peak Network)) eligibles accessing:

1 (Cardiovascular Disease) provider in 60 miles or 60 minutes

Cardiovascular Disease/Peak Network/MNN018 MNN019									
State Name	County	County SSA	Eligible	With Access <sup>1</sup>		Without Access <sup>1</sup>		Average Distance	Average Time
			#	#	%	#	%	1	1
Minnesota	Anoka	24010	1,740	1,740	100.0	0	0.0	6.2	8.1
	Benton	24040	243	243	100.0	0	0.0	9.2	10.8
	Carver	24090	795	795	100.0	0	0.0	5.5	6.1
	Dakota	24180	1,818	1,818	100.0	0	0.0	4.5	5.9
	Hennepin	24260	5,098	5,098	100.0	0	0.0	2.9	4.4
	Ramsey	24610	2,586	2,586	100.0	0	0.0	2.0	3.0
	Scott	24690	601	601	100.0	0	0.0	7.0	7.9
	Sherburne	24700	498	498	100.0	0	0.0	10.2	11.2
	Stearns	24720	798	798	100.0	0	0.0	11.0	12.5
	Washington	24810	1,030	1,030	100.0	0	0.0	4.8	5.6
	Wright	24850	743	743	100.0	0	0.0	8.6	9.5
	<b>Grand Totals</b>		<b>15,950</b>	<b>15,950</b>	<b>100.0</b>	<b>0</b>	<b>0.0</b>	<b>4.7</b>	<b>6.0</b>

# Chiropractic Services/Peak Network/MNN018 MNN019

May 8, 2024

Created by...  
**HealthPartners**

### Chiropractic Services

2,650 providers at 1,897 locations

◆ All providers

### Chiropractic Services

Employee Group

National Proxy Census (Peak Network)

Provider Group

Chiropractic Services

15,950 eligible locations

● With access (15,950)

● Without access (0)

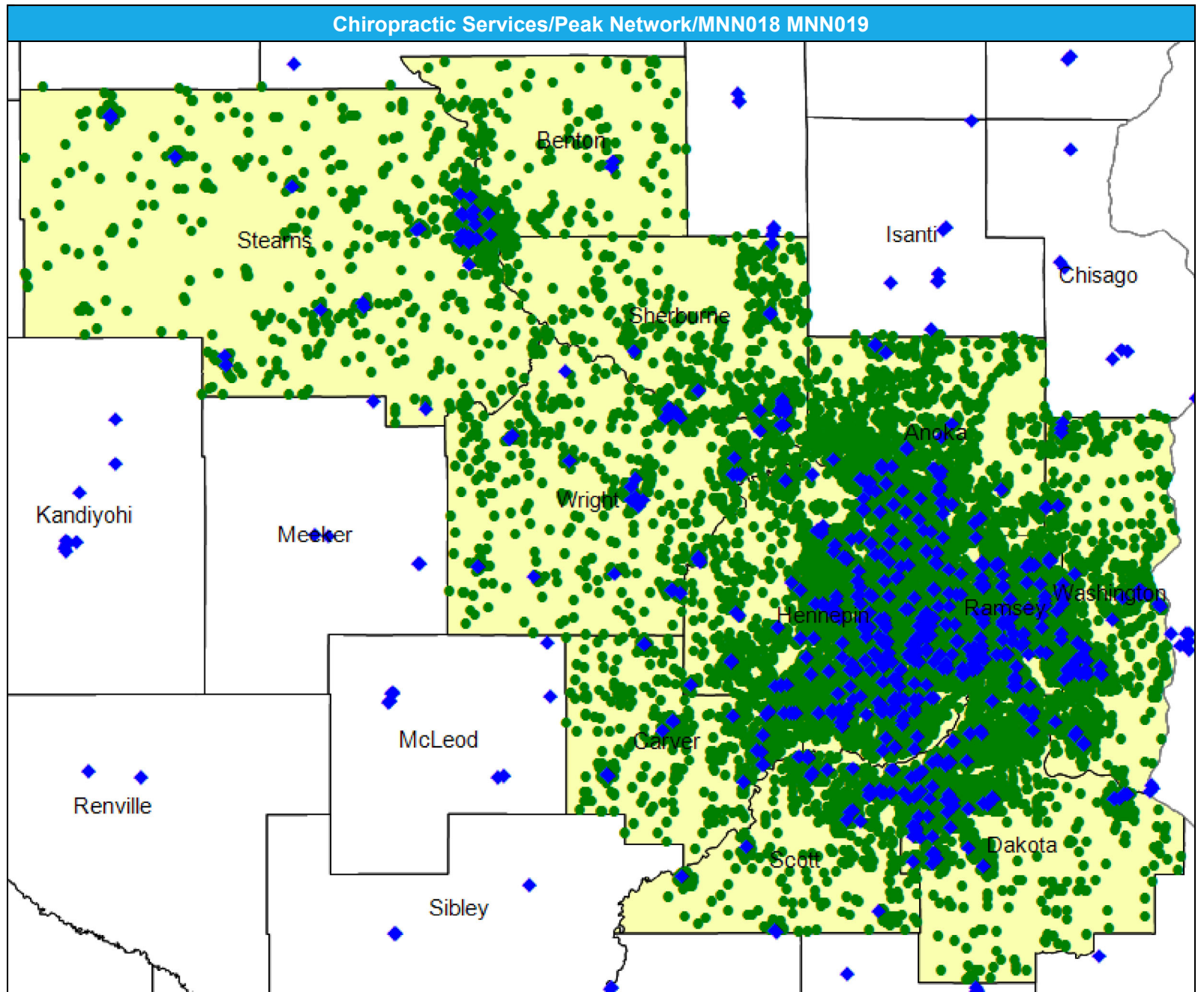
The Access Standard is defined as (National Proxy Census (Peak Network)) eligibles accessing:

1 (Chiropractic Services) provider in 60 miles or 60 minutes

### Service Areas

■ Peak Network

21.57 miles





# Access Detail By County SSA

May 8, 2024

Created by...  
HealthPartners

**Access Analysis**

Chiropractic Services

**Eligible / Provider Groups**

National Proxy Census (Peak Network)

Chiropractic Services

<sup>1</sup> The Access Standard is defined as (National Proxy Census (Peak Network)) eligibles accessing:

1 (Chiropractic Services) provider in 60 miles or 60 minutes

Chiropractic Services/Peak Network/MNN018 MNN019									
State Name	County	County SSA	Eligible	With Access <sup>1</sup>		Without Access <sup>1</sup>		Average Distance	Average Time
			#	#	%	#	%	1	1
Minnesota	Anoka	24010	1,740	1,740	100.0	0	0.0	1.9	2.3
	Benton	24040	243	243	100.0	0	0.0	4.5	4.9
	Carver	24090	795	795	100.0	0	0.0	2.0	2.2
	Dakota	24180	1,818	1,818	100.0	0	0.0	1.5	1.8
	Hennepin	24260	5,098	5,098	100.0	0	0.0	1.0	1.5
	Ramsey	24610	2,586	2,586	100.0	0	0.0	0.8	1.3
	Scott	24690	601	601	100.0	0	0.0	1.8	1.9
	Sherburne	24700	498	498	100.0	0	0.0	3.1	3.4
	Stearns	24720	798	798	100.0	0	0.0	3.4	3.7
	Washington	24810	1,030	1,030	100.0	0	0.0	1.9	2.2
	Wright	24850	743	743	100.0	0	0.0	2.2	2.4
	<b>Grand Totals</b>		<b>15,950</b>	<b>15,950</b>	<b>100.0</b>	<b>0</b>	<b>0.0</b>	<b>1.6</b>	<b>2.0</b>

# Colon and Rectal Surgery/Peak Network/MNN018 MNN019

May 8, 2024

Created by...  
**HealthPartners**

### Colon and Rectal Surgery

25 providers at 18 locations

◆ All providers

### Colon and Rectal Surgery

Employee Group

National Proxy Census (Peak Network)

Provider Group

Colon and Rectal Surgery

15,950 eligible locations

● With access (15,950)

● Without access (0)

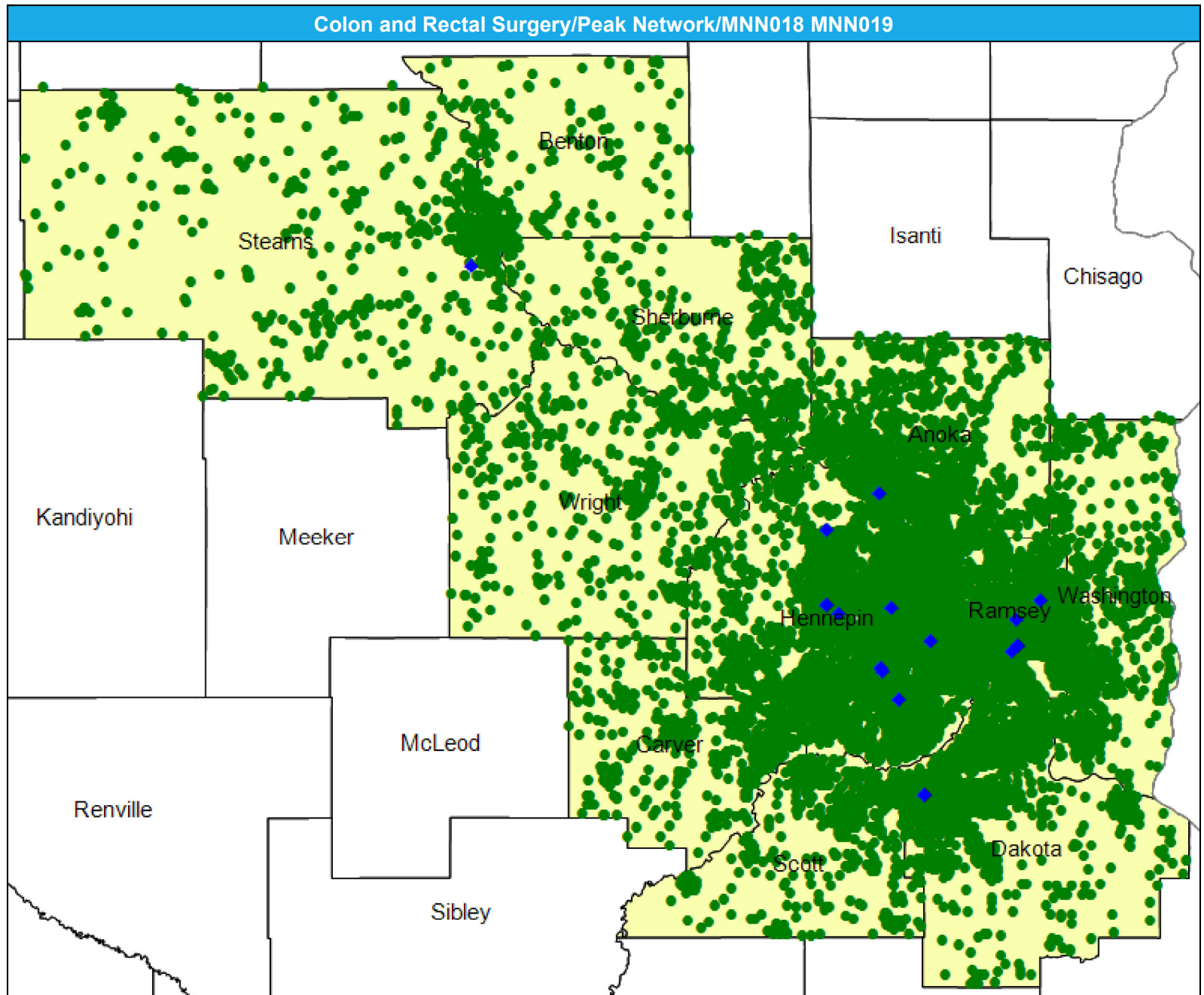
The Access Standard is defined as (National Proxy Census (Peak Network)) eligibles accessing:

1 (Colon and Rectal Surgery) provider in 60 miles or 60 minutes

### Service Areas

■ Peak Network

21.57 miles



# Access Detail By County SSA

May 8, 2024

Created by...  
HealthPartners

**Access Analysis**

Colon and Rectal Surgery

**Eligible / Provider Groups**

National Proxy Census (Peak Network)

Colon and Rectal Surgery

<sup>1</sup> The Access Standard is defined as (National Proxy Census (Peak Network)) eligibles accessing:

1 (Colon and Rectal Surgery) provider in 60 miles or 60 minutes

Colon and Rectal Surgery/Peak Network/MNN018 MNN019									
State Name	County	County SSA	Eligible	With Access <sup>1</sup>		Without Access <sup>1</sup>		Average Distance	Average Time
			#	#	%	#	%	1	1
Minnesota	Anoka	24010	1,740	1,740	100.0	0	0.0	8.6	11.6
	Benton	24040	243	243	100.0	0	0.0	14.6	15.9
	Carver	24090	795	795	100.0	0	0.0	20.4	26.2
	Dakota	24180	1,818	1,818	100.0	0	0.0	8.7	11.5
	Hennepin	24260	5,098	5,098	100.0	0	0.0	4.5	7.2
	Ramsey	24610	2,586	2,586	100.0	0	0.0	4.2	6.9
	Scott	24690	601	601	100.0	0	0.0	13.3	16.1
	Sherburne	24700	498	498	100.0	0	0.0	20.4	23.7
	Stearns	24720	798	798	100.0	0	0.0	16.5	18.0
	Washington	24810	1,030	1,030	100.0	0	0.0	12.4	16.6
Wright	24850	743	743	100.0	0	0.0	20.3	23.8	
<b>Grand Totals</b>			<b>15,950</b>	<b>15,950</b>	<b>100.0</b>	<b>0</b>	<b>0.0</b>	<b>9.0</b>	<b>11.9</b>

# Dermatology/Peak Network/MNN018 MNN019

May 8, 2024

Created by...  
**HealthPartners**

### Dermatology

186 providers at 84 locations

◆ All providers

### Dermatology

Employee Group

National Proxy Census (Peak Network)

Provider Group

Dermatology

15,950 eligible locations

● With access (15,950)

● Without access (0)

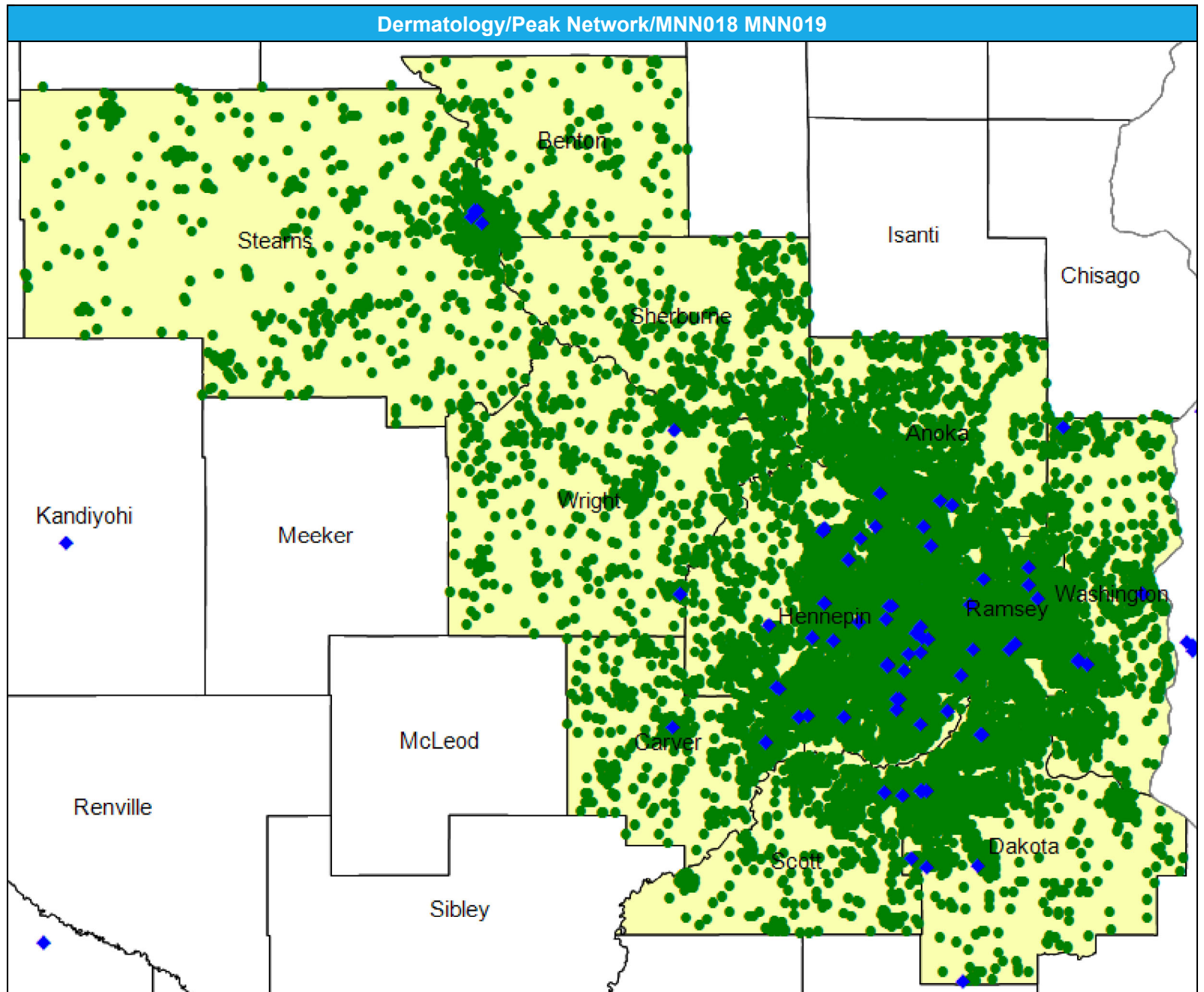
The Access Standard is defined as (National Proxy Census (Peak Network)) eligibles accessing:

1 (Dermatology) provider in 60 miles or 60 minutes

### Service Areas

■ Peak Network

21.57 miles





# Access Detail By County SSA

May 8, 2024

Created by...  
HealthPartners

**Access Analysis**

Dermatology

**Eligible / Provider Groups**

National Proxy Census (Peak Network)

Dermatology

<sup>1</sup> The Access Standard is defined as (National Proxy Census (Peak Network)) eligibles accessing:

1 (Dermatology) provider in 60 miles or 60 minutes

Dermatology/Peak Network/MNN018 MNN019									
State Name	County	County SSA	Eligible	With Access <sup>1</sup>		Without Access <sup>1</sup>		Average Distance	Average Time
			#	#	%	#	%	1	1
Minnesota	Anoka	24010	1,740	1,740	100.0	0	0.0	5.4	7.0
	Benton	24040	243	243	100.0	0	0.0	9.3	10.2
	Carver	24090	795	795	100.0	0	0.0	4.8	5.2
	Dakota	24180	1,818	1,818	100.0	0	0.0	5.3	6.7
	Hennepin	24260	5,098	5,098	100.0	0	0.0	2.5	3.8
	Ramsey	24610	2,586	2,586	100.0	0	0.0	2.4	3.9
	Scott	24690	601	601	100.0	0	0.0	7.2	8.1
	Sherburne	24700	498	498	100.0	0	0.0	13.6	15.0
	Stearns	24720	798	798	100.0	0	0.0	14.6	16.2
	Washington	24810	1,030	1,030	100.0	0	0.0	4.6	5.6
Wright	24850	743	743	100.0	0	0.0	10.4	11.5	
<b>Grand Totals</b>			<b>15,950</b>	<b>15,950</b>	<b>100.0</b>	<b>0</b>	<b>0.0</b>	<b>4.9</b>	<b>6.3</b>

# Endocrinology/Peak Network/MNN018 MNN019

May 8, 2024

Created by...  
**HealthPartners**

### Endocrinology

52 providers at 40 locations

◆ All providers

### Endocrinology

Employee Group

National Proxy Census (Peak Network)

Provider Group

Endocrinology

15,950 eligible locations

● With access (15,950)

● Without access (0)

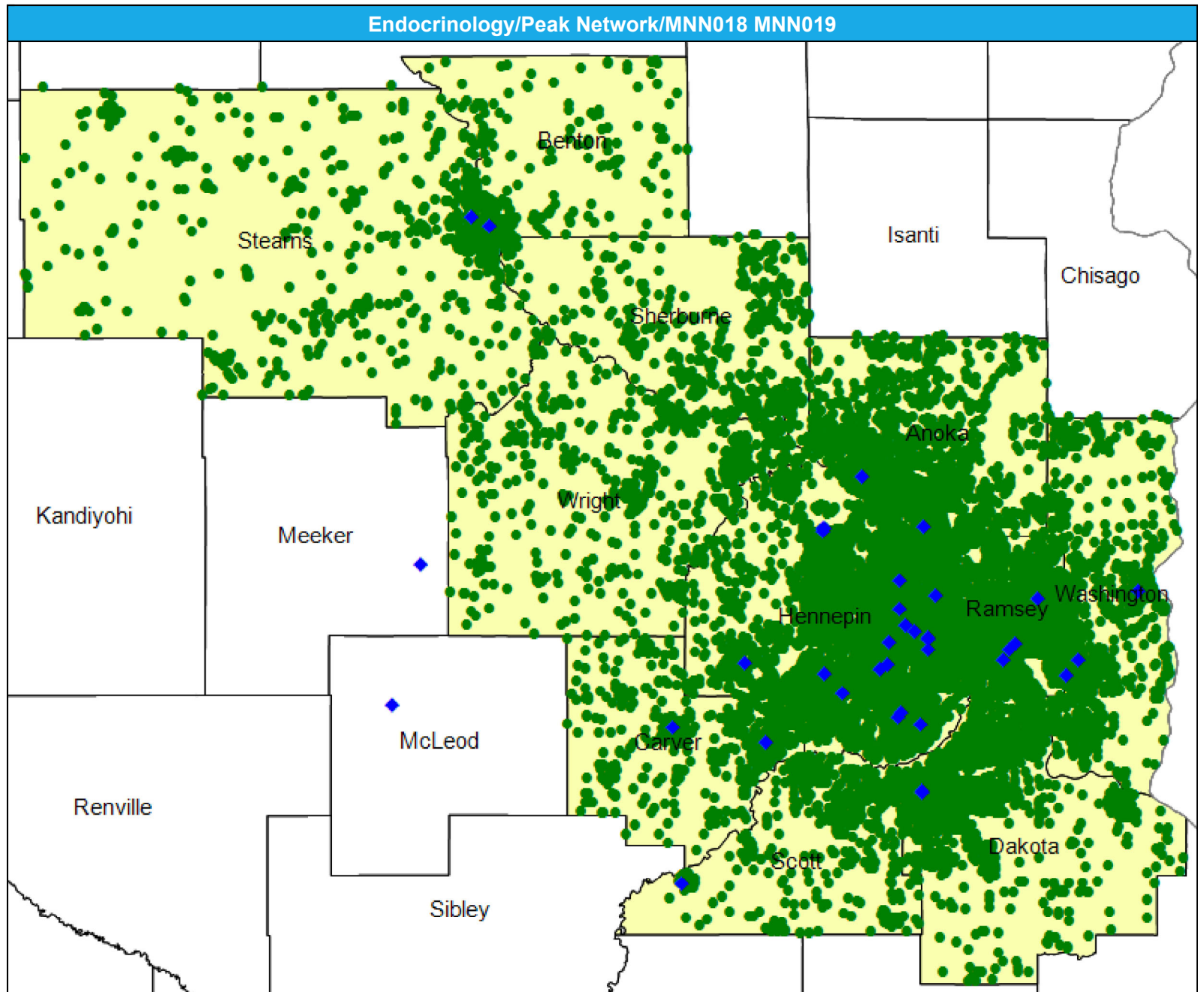
The Access Standard is defined as (National Proxy Census (Peak Network)) eligibles accessing:

1 (Endocrinology) provider in 60 miles or 60 minutes

### Service Areas

■ Peak Network

21.57 miles



# Access Detail By County SSA

May 8, 2024

Created by...  
HealthPartners

**Access Analysis**

Endocrinology

**Eligible / Provider Groups**

National Proxy Census (Peak Network)

Endocrinology

<sup>1</sup> The Access Standard is defined as (National Proxy Census (Peak Network)) eligibles accessing:

1 (Endocrinology) provider in 60 miles or 60 minutes

Endocrinology/Peak Network/MNN018 MNN019									
State Name	County	County SSA	Eligible	With Access <sup>1</sup>		Without Access <sup>1</sup>		Average Distance	Average Time
			#	#	%	#	%	1	1
Minnesota	Anoka	24010	1,740	1,740	100.0	0	0.0	6.5	7.9
	Benton	24040	243	243	100.0	0	0.0	9.3	11.2
	Carver	24090	795	795	100.0	0	0.0	5.4	6.0
	Dakota	24180	1,818	1,818	100.0	0	0.0	7.9	10.2
	Hennepin	24260	5,098	5,098	100.0	0	0.0	3.2	4.9
	Ramsey	24610	2,586	2,586	100.0	0	0.0	3.4	5.6
	Scott	24690	601	601	100.0	0	0.0	8.3	9.7
	Sherburne	24700	498	498	100.0	0	0.0	19.9	22.2
	Stearns	24720	798	798	100.0	0	0.0	15.7	18.7
	Washington	24810	1,030	1,030	100.0	0	0.0	6.6	8.1
Wright	24850	743	743	100.0	0	0.0	17.3	19.4	
<b>Grand Totals</b>			<b>15,950</b>	<b>15,950</b>	<b>100.0</b>	<b>0</b>	<b>0.0</b>	<b>6.5</b>	<b>8.4</b>

# Gastroenterology/Peak Network/MNN018 MNN019

May 8, 2024

Created by...  
**HealthPartners**

### Gastroenterology

168 providers at 47 locations

◆ All providers

### Gastroenterology

Employee Group

National Proxy Census (Peak Network)

Provider Group

Gastroenterology

15,950 eligible locations

● With access (15,950)

● Without access (0)

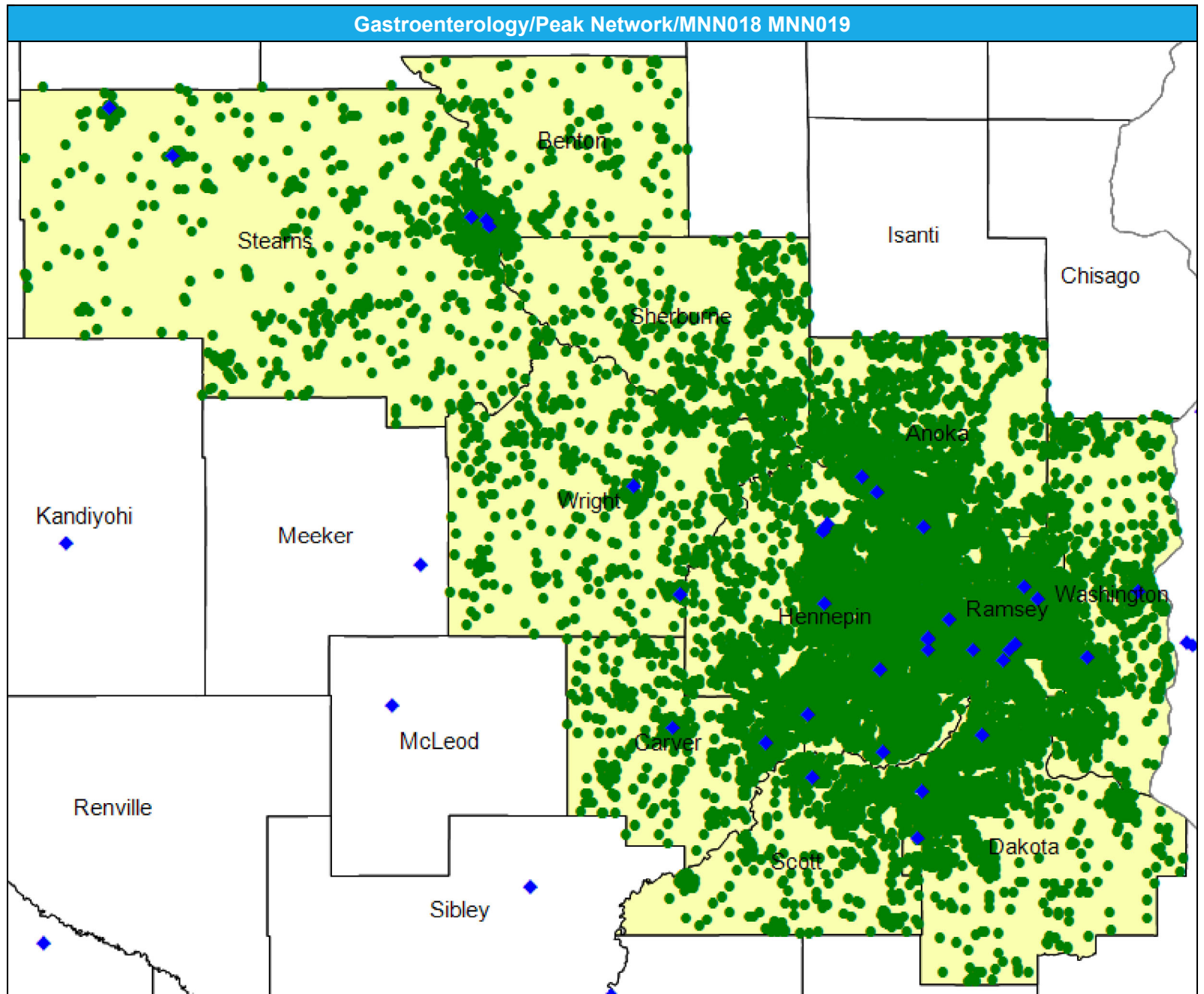
The Access Standard is defined as (National Proxy Census (Peak Network)) eligibles accessing:

1 (Gastroenterology) provider in 60 miles or 60 minutes

### Service Areas

■ Peak Network

21.57 miles





# Access Detail By County SSA

May 8, 2024

Created by...  
HealthPartners

**Access Analysis**

Gastroenterology

**Eligible / Provider Groups**

National Proxy Census (Peak Network)

Gastroenterology

<sup>1</sup> The Access Standard is defined as (National Proxy Census (Peak Network)) eligibles accessing:

1 (Gastroenterology) provider in 60 miles or 60 minutes

Gastroenterology/Peak Network/MNN018 MNN019									
State Name	County	County SSA	Eligible	With Access <sup>1</sup>		Without Access <sup>1</sup>		Average Distance	Average Time
			#	#	%	#	%	1	1
Minnesota	Anoka	24010	1,740	1,740	100.0	0	0.0	6.5	8.1
	Benton	24040	243	243	100.0	0	0.0	9.1	10.9
	Carver	24090	795	795	100.0	0	0.0	5.0	5.6
	Dakota	24180	1,818	1,818	100.0	0	0.0	6.3	8.0
	Hennepin	24260	5,098	5,098	100.0	0	0.0	4.1	6.2
	Ramsey	24610	2,586	2,586	100.0	0	0.0	2.9	4.7
	Scott	24690	601	601	100.0	0	0.0	7.0	7.8
	Sherburne	24700	498	498	100.0	0	0.0	17.4	19.2
	Stearns	24720	798	798	100.0	0	0.0	9.5	10.9
	Washington	24810	1,030	1,030	100.0	0	0.0	6.3	7.7
	Wright	24850	743	743	100.0	0	0.0	9.5	10.4
<b>Grand Totals</b>			<b>15,950</b>	<b>15,950</b>	<b>100.0</b>	<b>0</b>	<b>0.0</b>	<b>5.7</b>	<b>7.4</b>

# General Surgery/Peak Network/MNN018 MNN019

May 8, 2024

Created by...  
**HealthPartners**

### General Surgery

212 providers at 100 locations

◆ All providers

### General Surgery

Employee Group

National Proxy Census (Peak Network)

Provider Group

General Surgery

15,950 eligible locations

● With access (15,950)

● Without access (0)

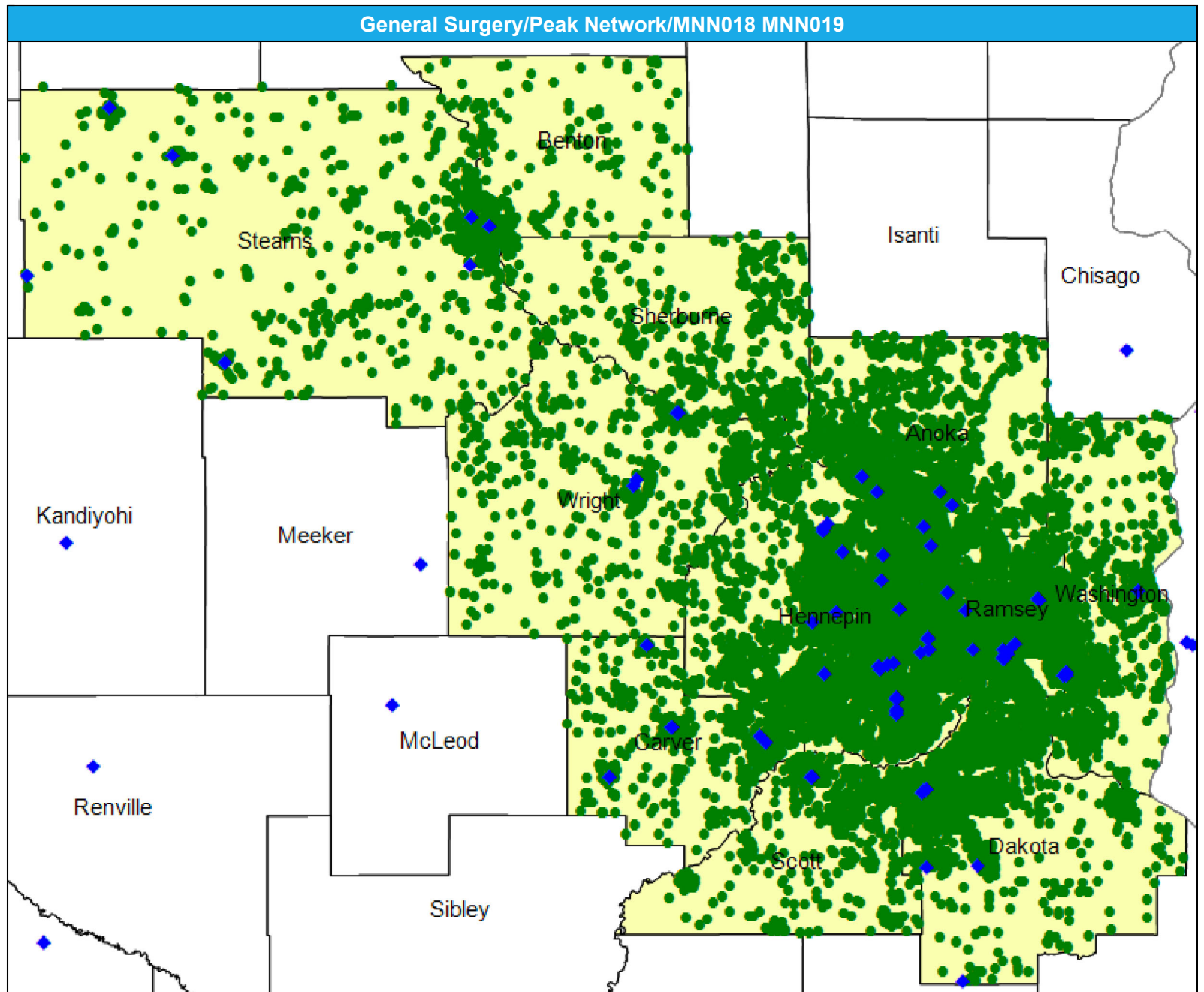
The Access Standard is defined as (National Proxy Census (Peak Network)) eligibles accessing:

1 (General Surgery) provider in 60 miles or 60 minutes

### Service Areas

■ Peak Network

21.57 miles



# Access Detail By County SSA

May 8, 2024

Created by...  
HealthPartners

**Access Analysis**

General Surgery

**Eligible / Provider Groups**

National Proxy Census (Peak Network)

General Surgery

<sup>1</sup> The Access Standard is defined as (National Proxy Census (Peak Network)) eligibles accessing:

1 (General Surgery) provider in 60 miles or 60 minutes

General Surgery/Peak Network/MNN018 MNN019									
State Name	County	County SSA	Eligible	With Access <sup>1</sup>		Without Access <sup>1</sup>		Average Distance	Average Time
			#	#	%	#	%	1	1
Minnesota	Anoka	24010	1,740	1,740	100.0	0	0.0	4.8	6.1
	Benton	24040	243	243	100.0	0	0.0	9.3	11.1
	Carver	24090	795	795	100.0	0	0.0	3.6	4.0
	Dakota	24180	1,818	1,818	100.0	0	0.0	6.3	8.0
	Hennepin	24260	5,098	5,098	100.0	0	0.0	2.9	4.5
	Ramsey	24610	2,586	2,586	100.0	0	0.0	2.6	4.1
	Scott	24690	601	601	100.0	0	0.0	7.0	7.8
	Sherburne	24700	498	498	100.0	0	0.0	11.9	12.9
	Stearns	24720	798	798	100.0	0	0.0	6.4	7.2
	Washington	24810	1,030	1,030	100.0	0	0.0	6.1	7.4
	Wright	24850	743	743	100.0	0	0.0	8.3	9.1
	<b>Grand Totals</b>		<b>15,950</b>	<b>15,950</b>	<b>100.0</b>	<b>0</b>	<b>0.0</b>	<b>4.7</b>	<b>6.0</b>

# Genetics/Peak Network/MNN018 MNN019

May 8, 2024

Created by...  
**HealthPartners**

**Genetics**

5 providers at 6 locations

◆ All providers

**Genetics**

Employee Group

National Proxy Census (Peak Network)

Provider Group

Genetics

15,950 eligible locations

● With access (15,950)

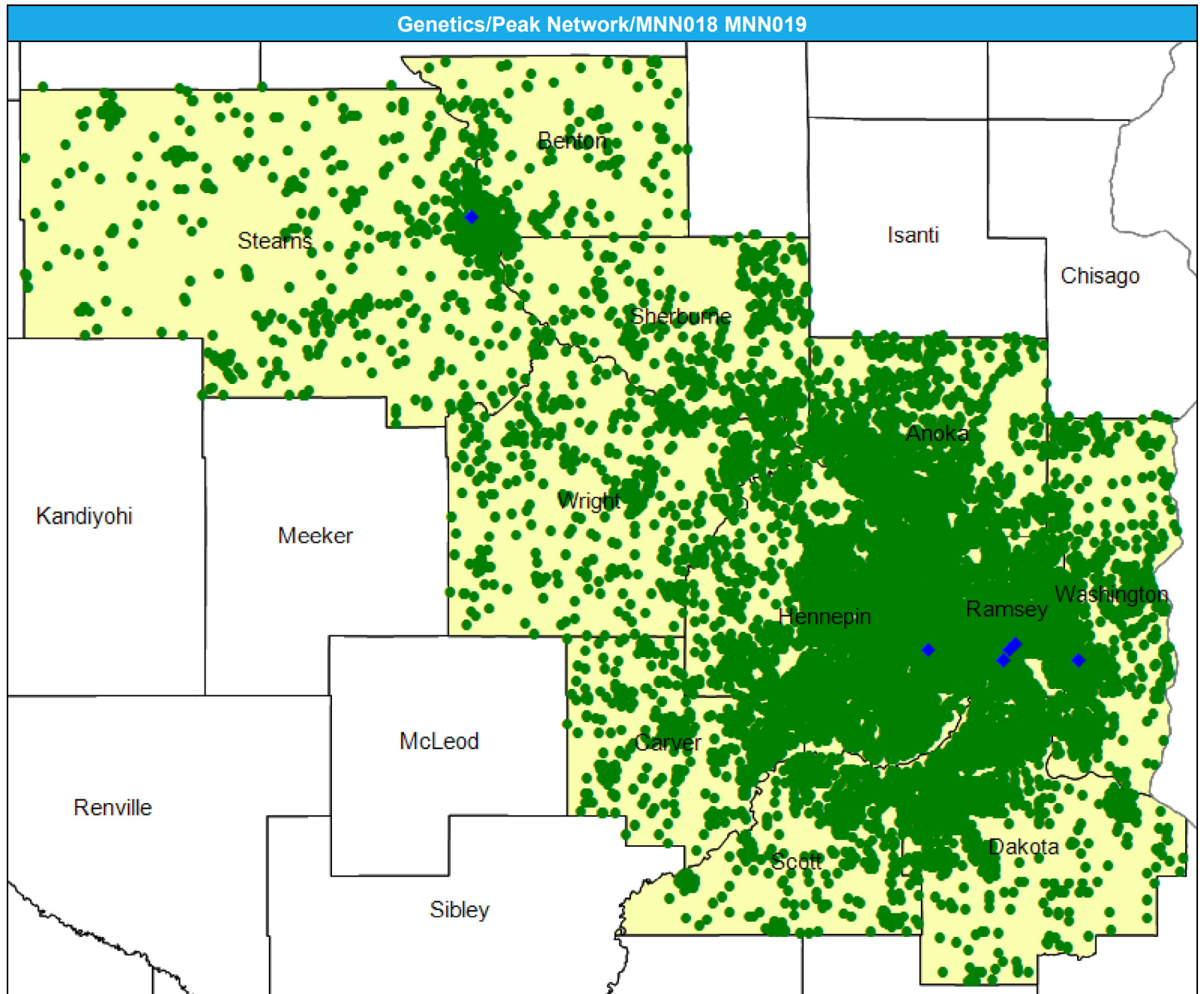
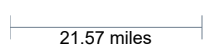
● Without access (0)

The Access Standard is defined as (National Proxy Census (Peak Network)) eligibles accessing:

1 (Genetics) provider in 60 miles or 60 minutes

**Service Areas**

■ Peak Network





# Access Detail By County SSA

May 8, 2024

Created by...  
HealthPartners

**Access Analysis**

Genetics

**Eligible / Provider Groups**

National Proxy Census (Peak Network)  
Genetics

<sup>1</sup> The Access Standard is defined as (National Proxy Census (Peak Network)) eligibles accessing:

1 (Genetics) provider in 60 miles or 60 minutes

Genetics/Peak Network/MNN018 MNN019									
State Name	County	County SSA	Eligible	With Access <sup>1</sup>		Without Access <sup>1</sup>		Average Distance	Average Time
			#	#	%	#	%	1	1
Minnesota	Anoka	24010	1,740	1,740	100.0	0	0.0	19.2	29.3
	Benton	24040	243	243	100.0	0	0.0	10.3	12.3
	Carver	24090	795	795	100.0	0	0.0	27.8	40.0
	Dakota	24180	1,818	1,818	100.0	0	0.0	14.5	21.7
	Hennepin	24260	5,098	5,098	100.0	0	0.0	10.8	18.1
	Ramsey	24610	2,586	2,586	100.0	0	0.0	5.2	8.7
	Scott	24690	601	601	100.0	0	0.0	25.8	37.0
	Sherburne	24700	498	498	100.0	0	0.0	30.4	38.2
	Stearns	24720	798	798	100.0	0	0.0	16.3	19.6
	Washington	24810	1,030	1,030	100.0	0	0.0	10.5	13.1
Wright	24850	743	743	100.0	0	0.0	33.2	43.2	
<b>Grand Totals</b>			<b>15,950</b>	<b>15,950</b>	<b>100.0</b>	<b>0</b>	<b>0.0</b>	<b>14.6</b>	<b>21.5</b>

# Infectious Disease/Peak Network/MNN018 MNN019

May 8, 2024

Created by...  
**HealthPartners**

**Infectious Disease**

62 providers at 31 locations

◆ All providers

**Infectious Disease**

Employee Group

National Proxy Census (Peak Network)

Provider Group

Infectious Disease

15,950 eligible locations

● With access (15,950)

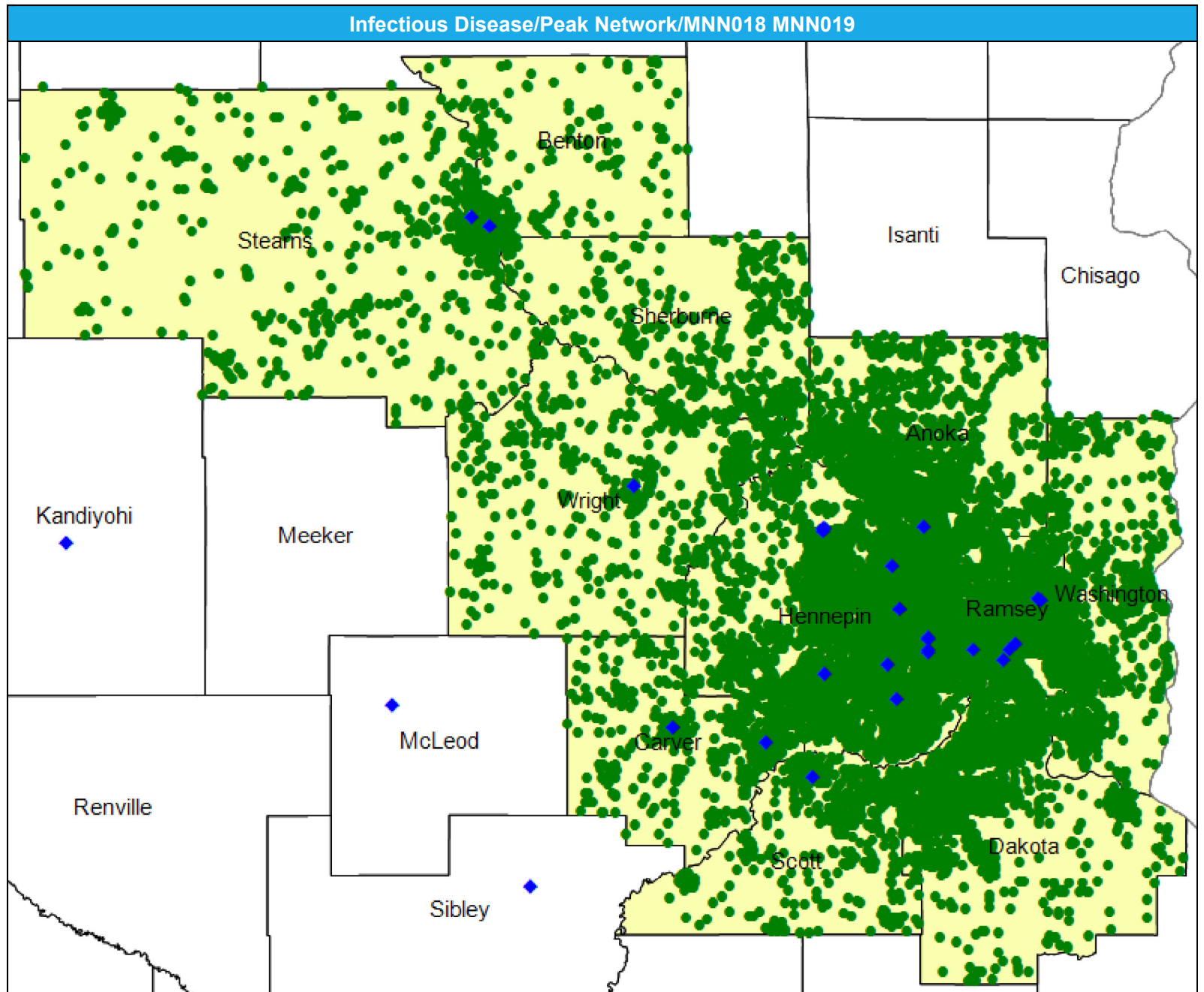

● Without access (0)

The Access Standard is defined as (National Proxy Census (Peak Network)) eligibles accessing:

1 (Infectious Disease) provider in 60 miles or 60 minutes

**Service Areas**

■ Peak Network





# Mammography/Peak Network/MNN018 MNN019

May 8, 2024

Created by...  
**HealthPartners**

### Mammography

77 providers at 110 locations

◆ All providers

### Mammography

Employee Group

National Proxy Census (Peak Network)

Provider Group

Mammography

15,950 eligible locations

● With access (15,950)

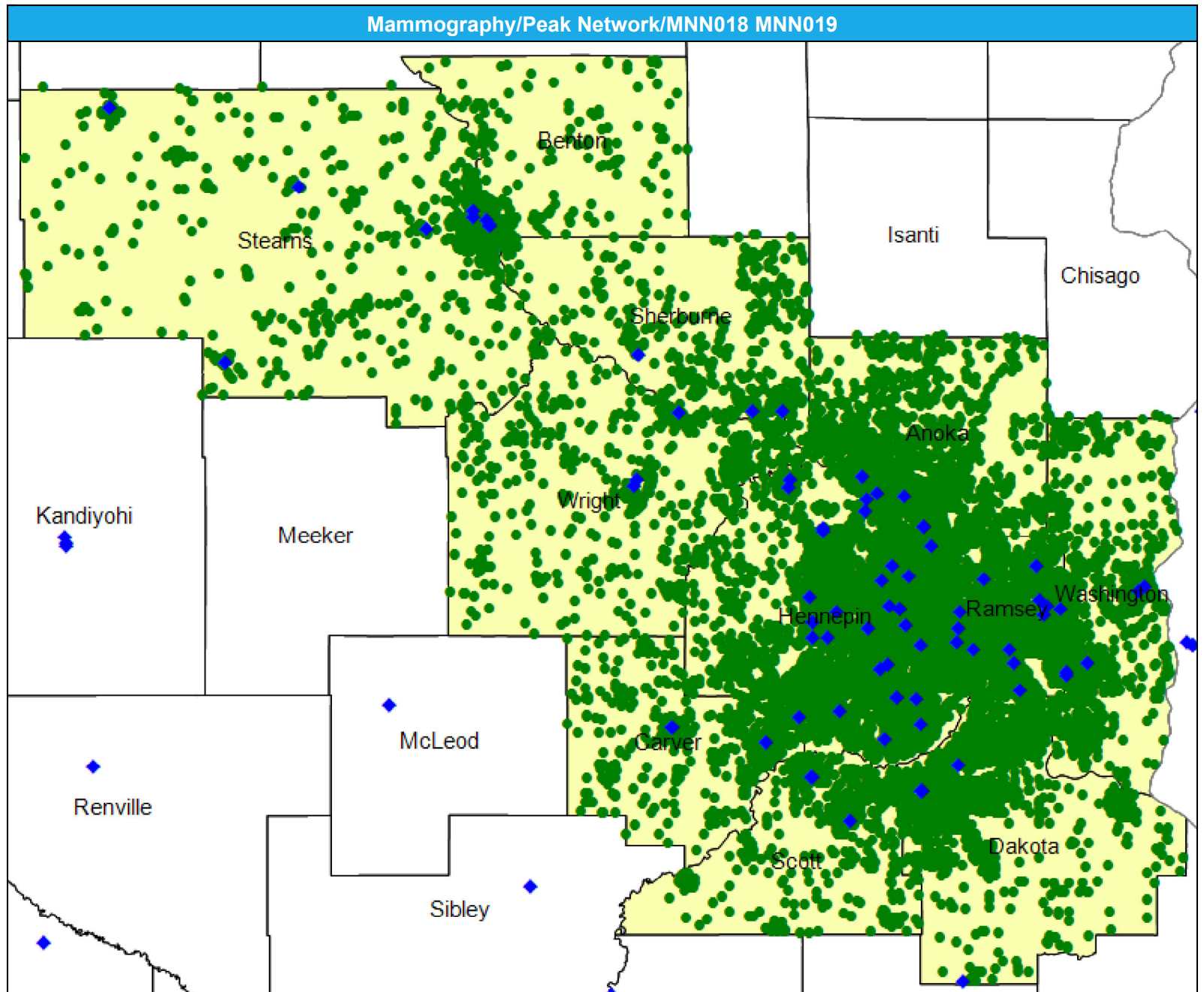
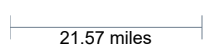
● Without access (0)

The Access Standard is defined as (National Proxy Census (Peak Network)) eligibles accessing:

1 (Mammography) provider in 60 miles or 60 minutes

### Service Areas

■ Peak Network





# Access Detail By County SSA

May 8, 2024

Created by...  
HealthPartners

**Access Analysis**

Mammography

**Eligible / Provider Groups**

National Proxy Census (Peak Network)

Mammography

<sup>1</sup> The Access Standard is defined as (National Proxy Census (Peak Network)) eligibles accessing:

1 (Mammography) provider in 60 miles or 60 minutes

Mammography/Peak Network/MNN018 MNN019									
State Name	County	County SSA	Eligible	With Access <sup>1</sup>		Without Access <sup>1</sup>		Average Distance	Average Time
			#	#	%	#	%	1	1
Minnesota	Anoka	24010	1,740	1,740	100.0	0	0.0	5.5	6.9
	Benton	24040	243	243	100.0	0	0.0	8.9	9.9
	Carver	24090	795	795	100.0	0	0.0	5.0	5.5
	Dakota	24180	1,818	1,818	100.0	0	0.0	6.0	7.4
	Hennepin	24260	5,098	5,098	100.0	0	0.0	2.5	3.8
	Ramsey	24610	2,586	2,586	100.0	0	0.0	2.2	3.6
	Scott	24690	601	601	100.0	0	0.0	6.2	6.9
	Sherburne	24700	498	498	100.0	0	0.0	6.3	6.8
	Stearns	24720	798	798	100.0	0	0.0	6.5	7.1
	Washington	24810	1,030	1,030	100.0	0	0.0	5.4	6.5
	Wright	24850	743	743	100.0	0	0.0	8.2	8.9
	<b>Grand Totals</b>		<b>15,950</b>	<b>15,950</b>	<b>100.0</b>	<b>0</b>	<b>0.0</b>	<b>4.3</b>	<b>5.5</b>

# Nephrology/Peak Network/MNN018 MNN019

May 8, 2024

Created by...  
**HealthPartners**

### Nephrology

89 providers at 59 locations

◆ All providers

### Nephrology

Employee Group

National Proxy Census (Peak Network)

Provider Group

Nephrology

15,950 eligible locations

● With access (15,950)

● Without access (0)

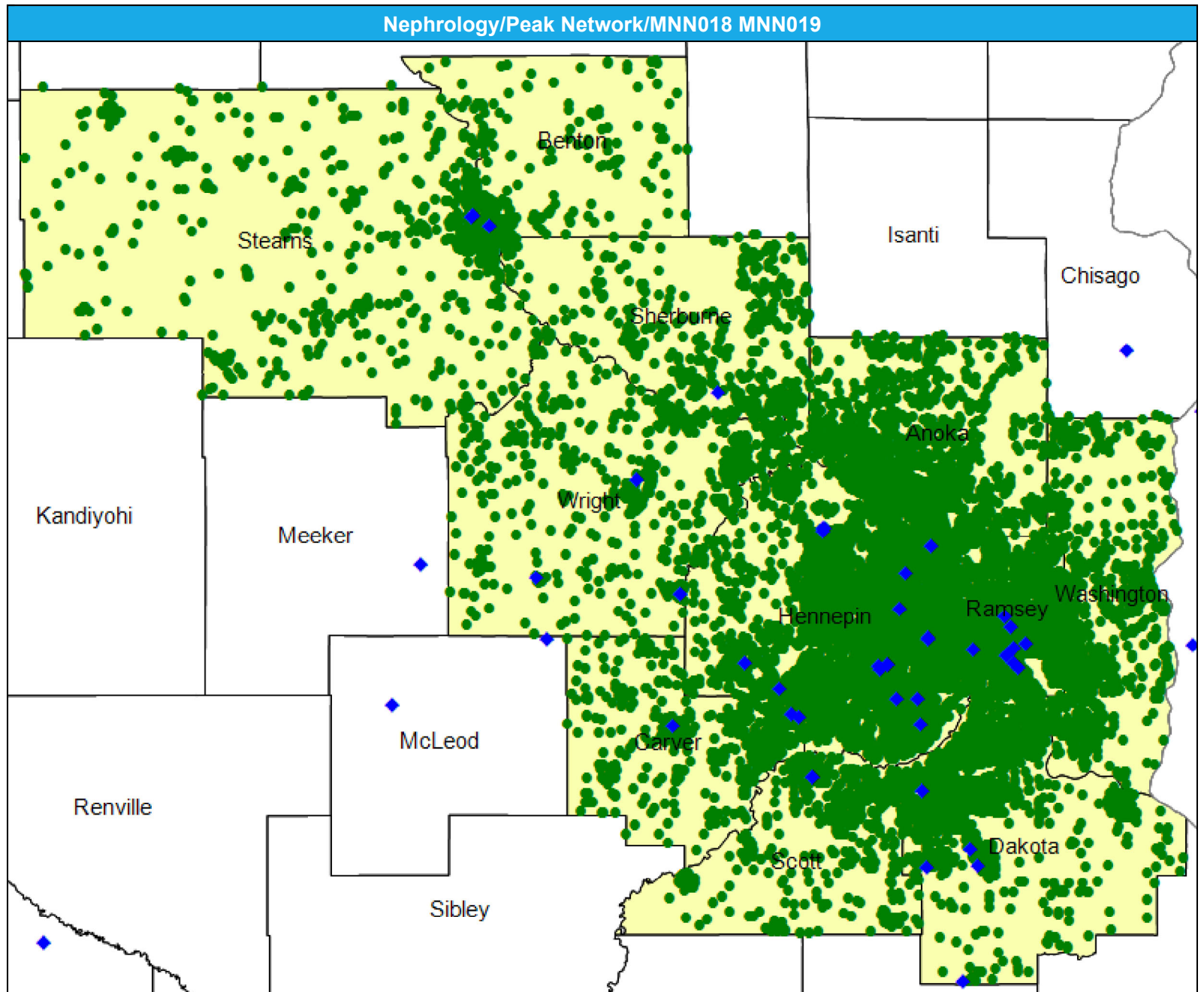
The Access Standard is defined as (National Proxy Census (Peak Network)) eligibles accessing:

1 (Nephrology) provider in 60 miles or 60 minutes

### Service Areas

■ Peak Network

21.57 miles



# Access Detail By County SSA

May 8, 2024

Created by...  
HealthPartners

**Access Analysis**

Nephrology

**Eligible / Provider Groups**

National Proxy Census (Peak Network)

Nephrology

<sup>1</sup> The Access Standard is defined as (National Proxy Census (Peak Network)) eligibles accessing:

1 (Nephrology) provider in 60 miles or 60 minutes

Nephrology/Peak Network/MNN018 MNN019									
State Name	County	County SSA	Eligible	With Access <sup>1</sup>		Without Access <sup>1</sup>		Average Distance	Average Time
			#	#	%	#	%	1	1
Minnesota	Anoka	24010	1,740	1,740	100.0	0	0.0	9.1	12.4
	Benton	24040	243	243	100.0	0	0.0	9.3	10.4
	Carver	24090	795	795	100.0	0	0.0	5.6	6.2
	Dakota	24180	1,818	1,818	100.0	0	0.0	6.0	7.8
	Hennepin	24260	5,098	5,098	100.0	0	0.0	3.7	5.8
	Ramsey	24610	2,586	2,586	100.0	0	0.0	3.3	5.2
	Scott	24690	601	601	100.0	0	0.0	7.2	8.0
	Sherburne	24700	498	498	100.0	0	0.0	9.4	10.4
	Stearns	24720	798	798	100.0	0	0.0	15.7	17.4
	Washington	24810	1,030	1,030	100.0	0	0.0	10.6	13.7
	Wright	24850	743	743	100.0	0	0.0	7.7	8.4
	<b>Grand Totals</b>		<b>15,950</b>	<b>15,950</b>	<b>100.0</b>	<b>0</b>	<b>0.0</b>	<b>6.2</b>	<b>8.2</b>

# Neurology and Neurological Surgery/Peak Network/MNN018 MNN019

May 8, 2024

Created by...  
**HealthPartners**

### Neurology and Neurological Surgery

218 providers at 89 locations

- ◆ All providers

### Neurology and Neurological Surgery

Employee Group

National Proxy Census (Peak Network)

Provider Group

Neurology and Neurological Surgery

15,950 eligible locations

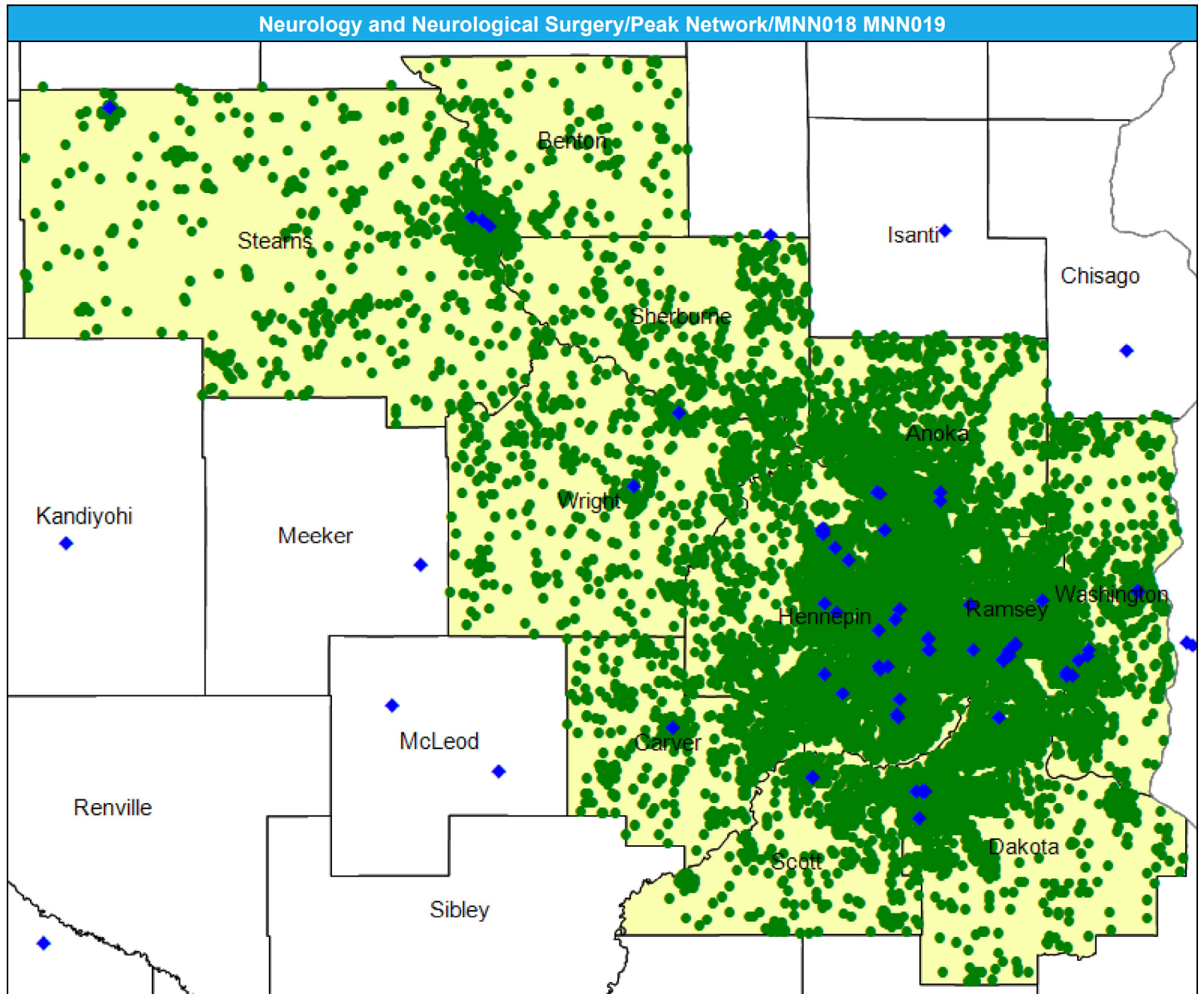
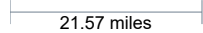
- With access (15,950)
- Without access (0)

The Access Standard is defined as (National Proxy Census (Peak Network)) eligibles accessing:

- 1 (Neurology and Neurological Surgery) provider in 60 miles or 60 minutes

### Service Areas

- Peak Network



# Access Detail By County SSA

May 8, 2024

Created by...  
HealthPartners

**Access Analysis**

Neurology and Neurological Surgery

**Eligible / Provider Groups**

National Proxy Census (Peak Network)

Neurology and Neurological Surgery

<sup>1</sup> The Access Standard is defined as (National Proxy Census (Peak Network)) eligibles accessing:

1 (Neurology and Neurological Surgery) provider in 60 miles or 60 minutes

Neurology and Neurological Surgery/Peak Network/MNN018 MNN019									
State Name	County	County SSA	Eligible	With Access <sup>1</sup>		Without Access <sup>1</sup>		Average Distance	Average Time
			#	#	%	#	%	1	1
Minnesota	Anoka	24010	1,740	1,740	100.0	0	0.0	5.9	8.1
	Benton	24040	243	243	100.0	0	0.0	8.8	10.3
	Carver	24090	795	795	100.0	0	0.0	7.4	8.3
	Dakota	24180	1,818	1,818	100.0	0	0.0	6.4	7.6
	Hennepin	24260	5,098	5,098	100.0	0	0.0	3.1	4.8
	Ramsey	24610	2,586	2,586	100.0	0	0.0	2.8	4.4
	Scott	24690	601	601	100.0	0	0.0	7.3	8.2
	Sherburne	24700	498	498	100.0	0	0.0	9.0	9.9
	Stearns	24720	798	798	100.0	0	0.0	10.8	12.5
	Washington	24810	1,030	1,030	100.0	0	0.0	5.7	6.8
	Wright	24850	743	743	100.0	0	0.0	8.9	9.8
	<b>Grand Totals</b>		<b>15,950</b>	<b>15,950</b>	<b>100.0</b>	<b>0</b>	<b>0.0</b>	<b>5.2</b>	<b>6.7</b>



# Obstetrics and Gynecology Physicians, Certified Nurse Midwives, Certified Professional Midwives, and/or OB/GYN Nurse Practitioners/Peak/MNN018 MNN019

May 8, 2024

Created by...  
HealthPartners

**Obstetrics and Gynecology Physicians, Certified Nurse Midwives, Certified Professional Midwives, and/or OB/GYN Nurse Practitioners**

844 providers at 208 locations

◆ All providers

**OB/GYN**

Employee Group

National Proxy Census (Peak Network)

Provider Group

Obstetrics and Gynecology Physicians, Certified Nurse Midwives, Certified Professional Midwives, and/or OB/GYN Nurse Practitioners

15,950 eligible locations

● With access (15,950)

● Without access (0)

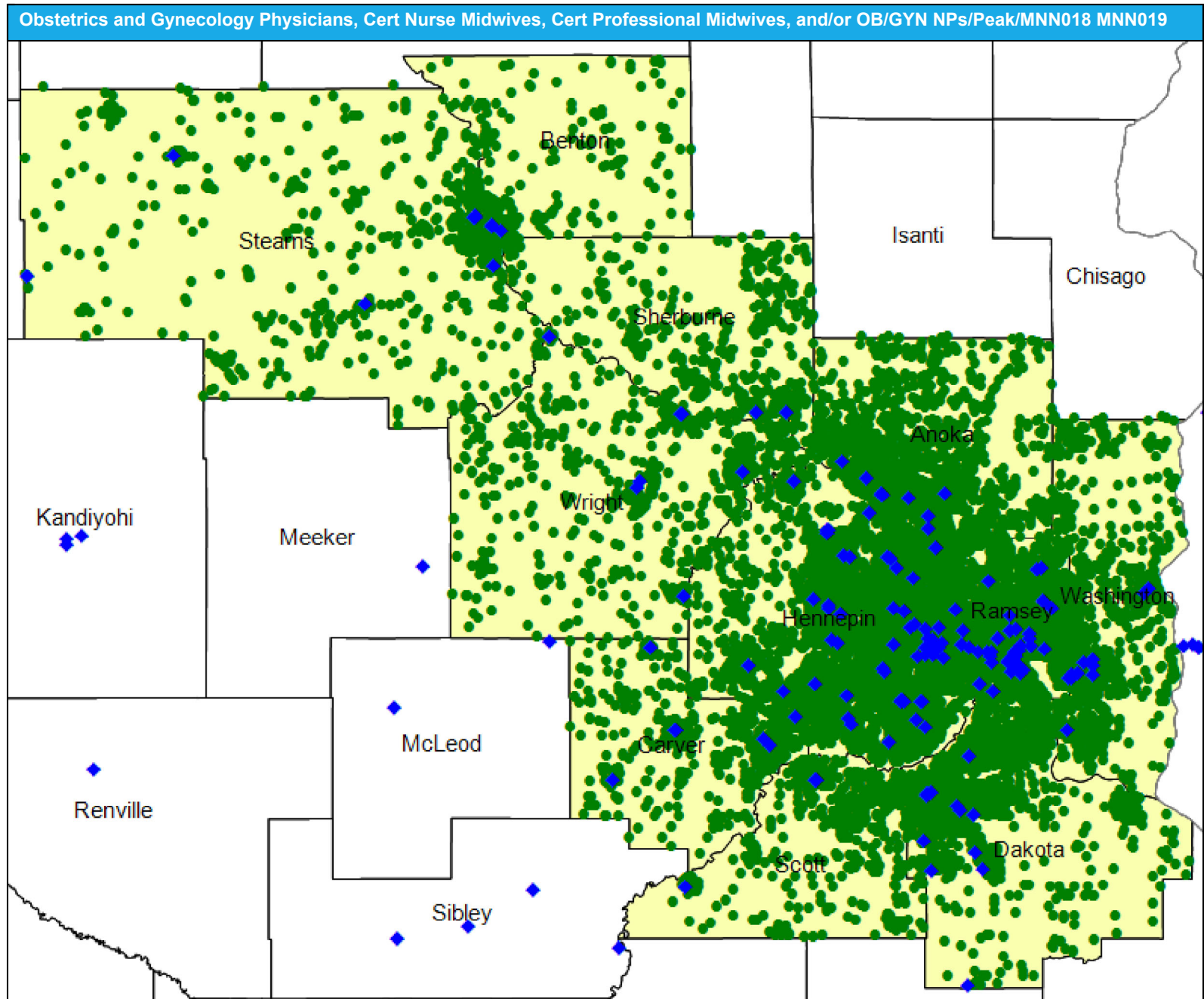
The Access Standard is defined as (National Proxy Census (Peak Network)) eligibles accessing:

1 (Obstetrics and Gynecology Physicians, Certified Nurse Midwives, Certified Professional Midwives, and/or OB/GYN Nurse Practitioners) provider in 60 miles or 60 minutes

**Service Areas**

■ Peak Network

21.57 miles



# Access Detail By County SSA

May 8, 2024

Created by...  
HealthPartners

**Access Analysis**

OB/GYN

**Eligible / Provider Groups**

National Proxy Census (Peak Network)  
Obstetrics and Gynecology Physicians, Certified Nurse Midwives, Certified Professional Midwives, and/or OB/GYN Nurse Practitioners

<sup>1</sup> The Access Standard is defined as (National Proxy Census (Peak Network)) eligibles accessing:

1 (Obstetrics and Gynecology Physicians, Certified Nurse Midwives, Certified Professional Midwives, and/or OB/GYN Nurse Practitioners) provider in 60 miles or 60 minutes

Gynecology Physicians, Certified Nurse Midwives, Certified Professional Midwives, and/or OB/GYN NPs/Peak/MNN018 MNN019									
State Name	County	County SSA	Eligible	With Access <sup>1</sup>		Without Access <sup>1</sup>		Average Distance	Average Time
			#	#	%	#	%	1	1
Minnesota	Anoka	24010	1,740	1,740	100.0	0	0.0	4.4	5.9
	Benton	24040	243	243	100.0	0	0.0	9.0	9.8
	Carver	24090	795	795	100.0	0	0.0	2.9	3.2
	Dakota	24180	1,818	1,818	100.0	0	0.0	3.8	4.7
	Hennepin	24260	5,098	5,098	100.0	0	0.0	1.9	2.9
	Ramsey	24610	2,586	2,586	100.0	0	0.0	1.5	2.4
	Scott	24690	601	601	100.0	0	0.0	5.5	6.1
	Sherburne	24700	498	498	100.0	0	0.0	6.7	7.3
	Stearns	24720	798	798	100.0	0	0.0	6.5	7.1
	Washington	24810	1,030	1,030	100.0	0	0.0	4.5	5.3
	Wright	24850	743	743	100.0	0	0.0	4.9	5.4
	<b>Grand Totals</b>		<b>15,950</b>	<b>15,950</b>	<b>100.0</b>	<b>0</b>	<b>0.0</b>	<b>3.3</b>	<b>4.2</b>

# Oncology Medical/Surgical/Peak Network/MNN018 MNN019

May 8, 2024

Created by...  
**HealthPartners**

### Oncology Medical/Surgical

289 providers at 153 locations

◆ All providers

### Oncology Medical/Surgical

Employee Group

National Proxy Census (Peak Network)

Provider Group

Oncology Medical/Surgical

15,950 eligible locations

● With access (15,950)

● Without access (0)

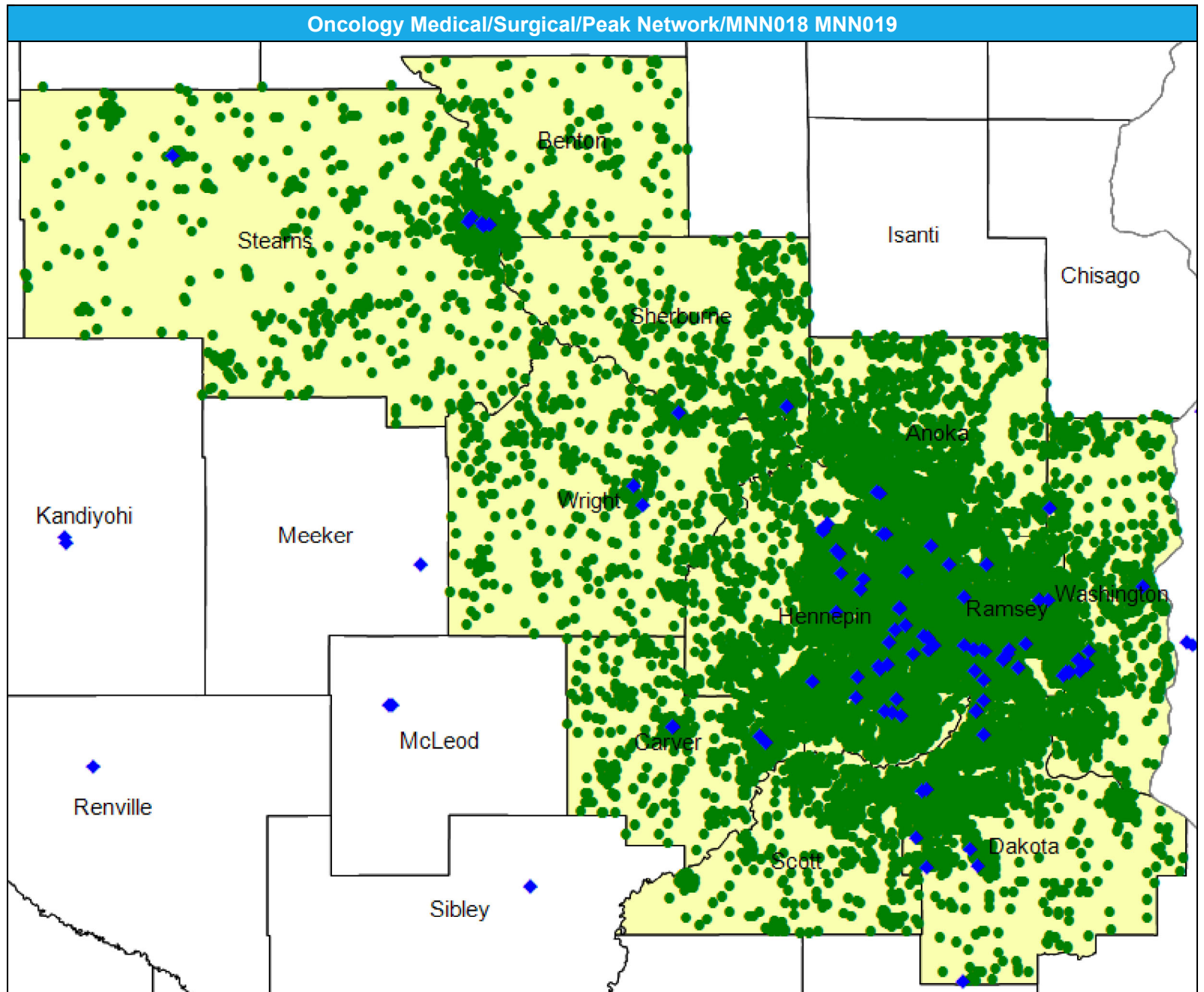
The Access Standard is defined as (National Proxy Census (Peak Network)) eligibles accessing:

1 (Oncology Medical/Surgical) provider in 60 miles or 60 minutes

### Service Areas

■ Peak Network

21.57 miles



# Access Detail By County SSA

May 8, 2024

Created by...  
HealthPartners

**Access Analysis**

Oncology Medical/Surgical

**Eligible / Provider Groups**

National Proxy Census (Peak Network)

Oncology Medical/Surgical

<sup>1</sup> The Access Standard is defined as (National Proxy Census (Peak Network)) eligibles accessing:

1 (Oncology Medical/Surgical) provider in 60 miles or 60 minutes

Oncology Medical/Surgical/Peak Network/MNN018 MNN019									
State Name	County	County SSA	Eligible	With Access <sup>1</sup>		Without Access <sup>1</sup>		Average Distance	Average Time
			#	#	%	#	%	1	1
Minnesota	Anoka	24010	1,740	1,740	100.0	0	0.0	6.3	7.9
	Benton	24040	243	243	100.0	0	0.0	9.0	10.6
	Carver	24090	795	795	100.0	0	0.0	5.2	5.8
	Dakota	24180	1,818	1,818	100.0	0	0.0	4.8	5.9
	Hennepin	24260	5,098	5,098	100.0	0	0.0	2.7	4.0
	Ramsey	24610	2,586	2,586	100.0	0	0.0	1.9	3.0
	Scott	24690	601	601	100.0	0	0.0	8.6	9.7
	Sherburne	24700	498	498	100.0	0	0.0	8.0	8.8
	Stearns	24720	798	798	100.0	0	0.0	9.8	11.3
	Washington	24810	1,030	1,030	100.0	0	0.0	4.6	5.5
	Wright	24850	743	743	100.0	0	0.0	7.9	8.7
	<b>Grand Totals</b>		<b>15,950</b>	<b>15,950</b>	<b>100.0</b>	<b>0</b>	<b>0.0</b>	<b>4.5</b>	<b>5.7</b>



# Oncology Radiation/Peak Network/MNN018 MNN019

May 8, 2024

Created by...  
**HealthPartners**

### Oncology Radiation

179 providers at 59 locations

◆ All providers

### Oncology Radiation

Employee Group

National Proxy Census (Peak Network)

Provider Group

Oncology Radiation

15,950 eligible locations

● With access (15,950)

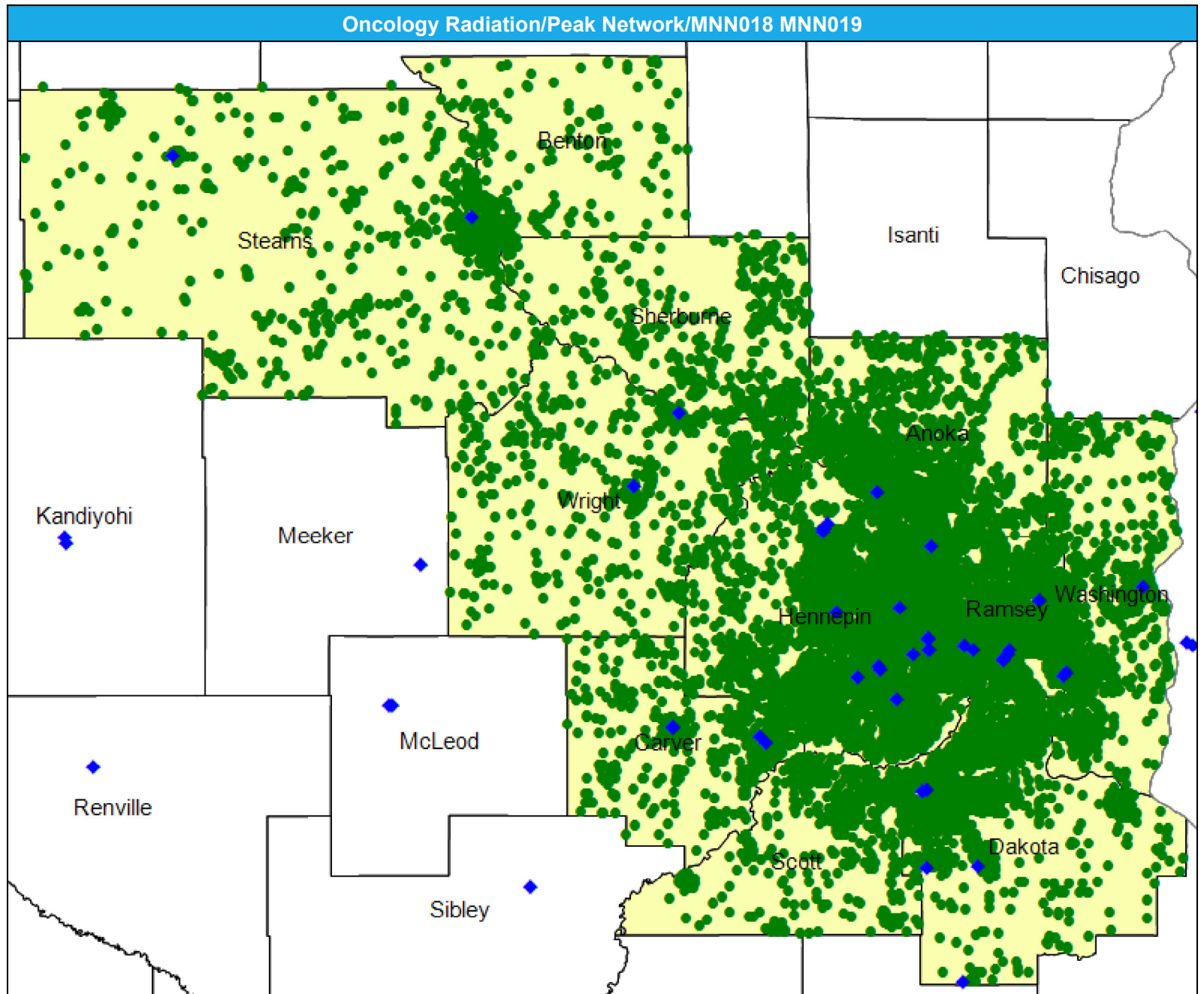
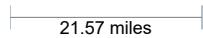
● Without access (0)

The Access Standard is defined as (National Proxy Census (Peak Network)) eligibles accessing:

1 (Oncology Radiation) provider in 60 miles or 60 minutes

### Service Areas

■ Peak Network





# Access Detail By County SSA

May 8, 2024

Created by...  
HealthPartners

**Access Analysis**

Oncology Radiation

**Eligible / Provider Groups**

National Proxy Census (Peak Network)

Oncology Radiation

<sup>1</sup> The Access Standard is defined as (National Proxy Census (Peak Network)) eligibles accessing:

1 (Oncology Radiation) provider in 60 miles or 60 minutes

Oncology Radiation/Peak Network/MNN018 MNN019									
State Name	County	County SSA	Eligible	With Access <sup>1</sup>		Without Access <sup>1</sup>		Average Distance	Average Time
			#	#	%	#	%	1	1
Minnesota	Anoka	24010	1,740	1,740	100.0	0	0.0	7.2	9.5
	Benton	24040	243	243	100.0	0	0.0	10.3	12.3
	Carver	24090	795	795	100.0	0	0.0	5.4	5.9
	Dakota	24180	1,818	1,818	100.0	0	0.0	6.3	8.0
	Hennepin	24260	5,098	5,098	100.0	0	0.0	3.8	5.9
	Ramsey	24610	2,586	2,586	100.0	0	0.0	3.1	5.0
	Scott	24690	601	601	100.0	0	0.0	8.9	10.1
	Sherburne	24700	498	498	100.0	0	0.0	12.3	13.6
	Stearns	24720	798	798	100.0	0	0.0	10.5	12.0
	Washington	24810	1,030	1,030	100.0	0	0.0	6.3	7.5
	Wright	24850	743	743	100.0	0	0.0	8.9	9.8
<b>Grand Totals</b>			<b>15,950</b>	<b>15,950</b>	<b>100.0</b>	<b>0</b>	<b>0.0</b>	<b>5.7</b>	<b>7.5</b>

# Ophthalmology/Peak Network/MNN018 MNN019

May 8, 2024

Created by...  
**HealthPartners**

### Ophthalmology

142 providers at 98 locations

◆ All providers

### Ophthalmology

Employee Group

National Proxy Census (Peak Network)

Provider Group

Ophthalmology

15,950 eligible locations

● With access (15,950)

● Without access (0)

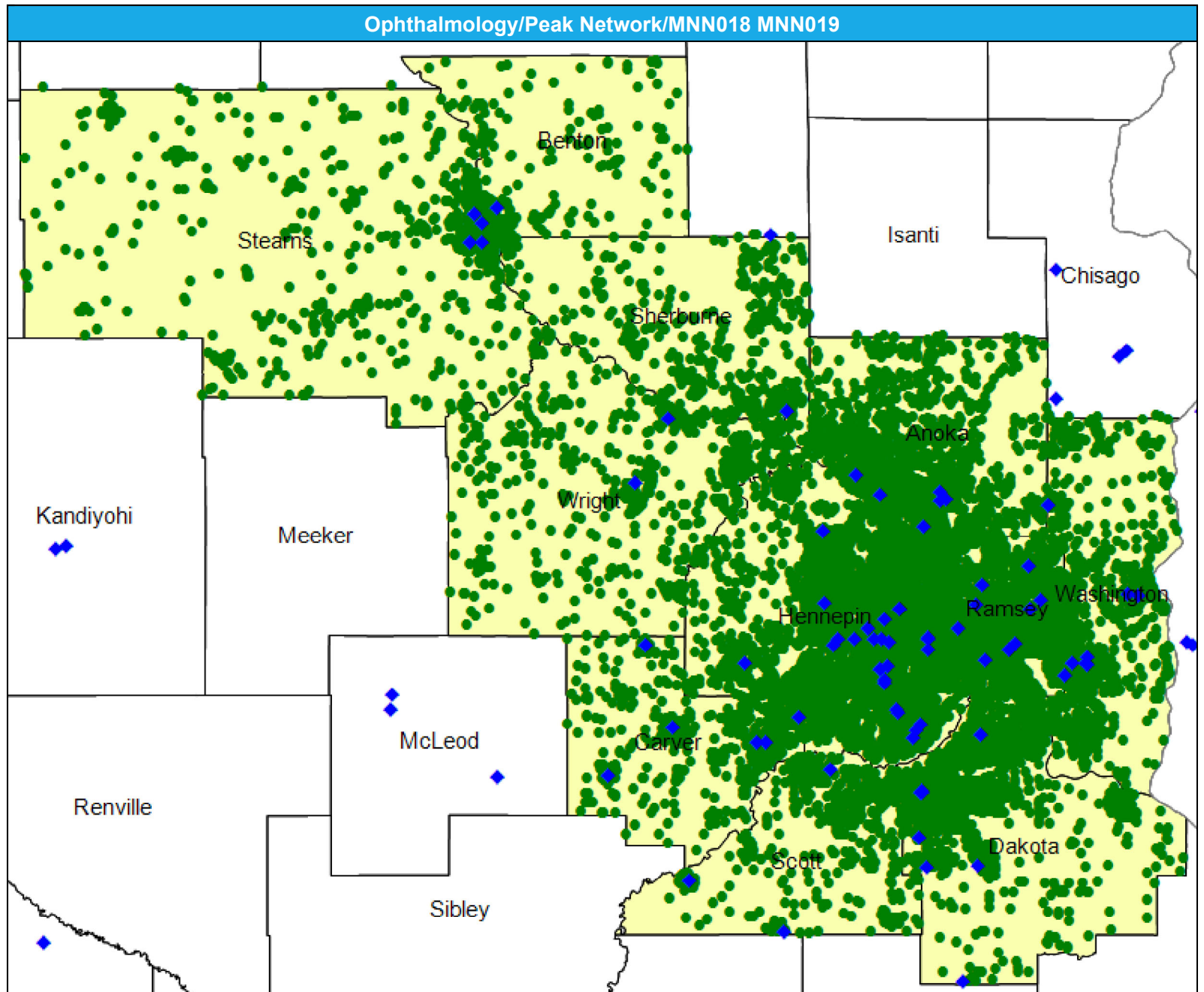
The Access Standard is defined as (National Proxy Census (Peak Network)) eligibles accessing:

1 (Ophthalmology) provider in 60 miles or 60 minutes

### Service Areas

■ Peak Network

21.57 miles



# Access Detail By County SSA

May 8, 2024

Created by...  
HealthPartners

**Access Analysis**

Ophthalmology

**Eligible / Provider Groups**

National Proxy Census (Peak Network)

Ophthalmology

<sup>1</sup> The Access Standard is defined as (National Proxy Census (Peak Network)) eligibles accessing:

1 (Ophthalmology) provider in 60 miles or 60 minutes

Ophthalmology/Peak Network/MNN018 MNN019									
State Name	County	County SSA	Eligible	With Access <sup>1</sup>		Without Access <sup>1</sup>		Average Distance	Average Time
			#	#	%	#	%	1	1
Minnesota	Anoka	24010	1,740	1,740	100.0	0	0.0	4.7	6.0
	Benton	24040	243	243	100.0	0	0.0	8.1	8.8
	Carver	24090	795	795	100.0	0	0.0	3.0	3.4
	Dakota	24180	1,818	1,818	100.0	0	0.0	5.2	6.6
	Hennepin	24260	5,098	5,098	100.0	0	0.0	2.9	4.5
	Ramsey	24610	2,586	2,586	100.0	0	0.0	2.4	3.8
	Scott	24690	601	601	100.0	0	0.0	4.7	5.3
	Sherburne	24700	498	498	100.0	0	0.0	6.7	7.2
	Stearns	24720	798	798	100.0	0	0.0	13.0	14.1
	Washington	24810	1,030	1,030	100.0	0	0.0	4.3	5.2
Wright	24850	743	743	100.0	0	0.0	8.5	9.3	
<b>Grand Totals</b>			<b>15,950</b>	<b>15,950</b>	<b>100.0</b>	<b>0</b>	<b>0.0</b>	<b>4.4</b>	<b>5.6</b>

# Orthopedic Surgery/Peak Network/MNN018 MNN019

May 8, 2024

Created by...  
**HealthPartners**

### Orthopedic Surgery

288 providers at 123 locations

◆ All providers

### Orthopedic Surgery

Employee Group

National Proxy Census (Peak Network)

Provider Group

Orthopedic Surgery

15,950 eligible locations

● With access (15,950)

● Without access (0)

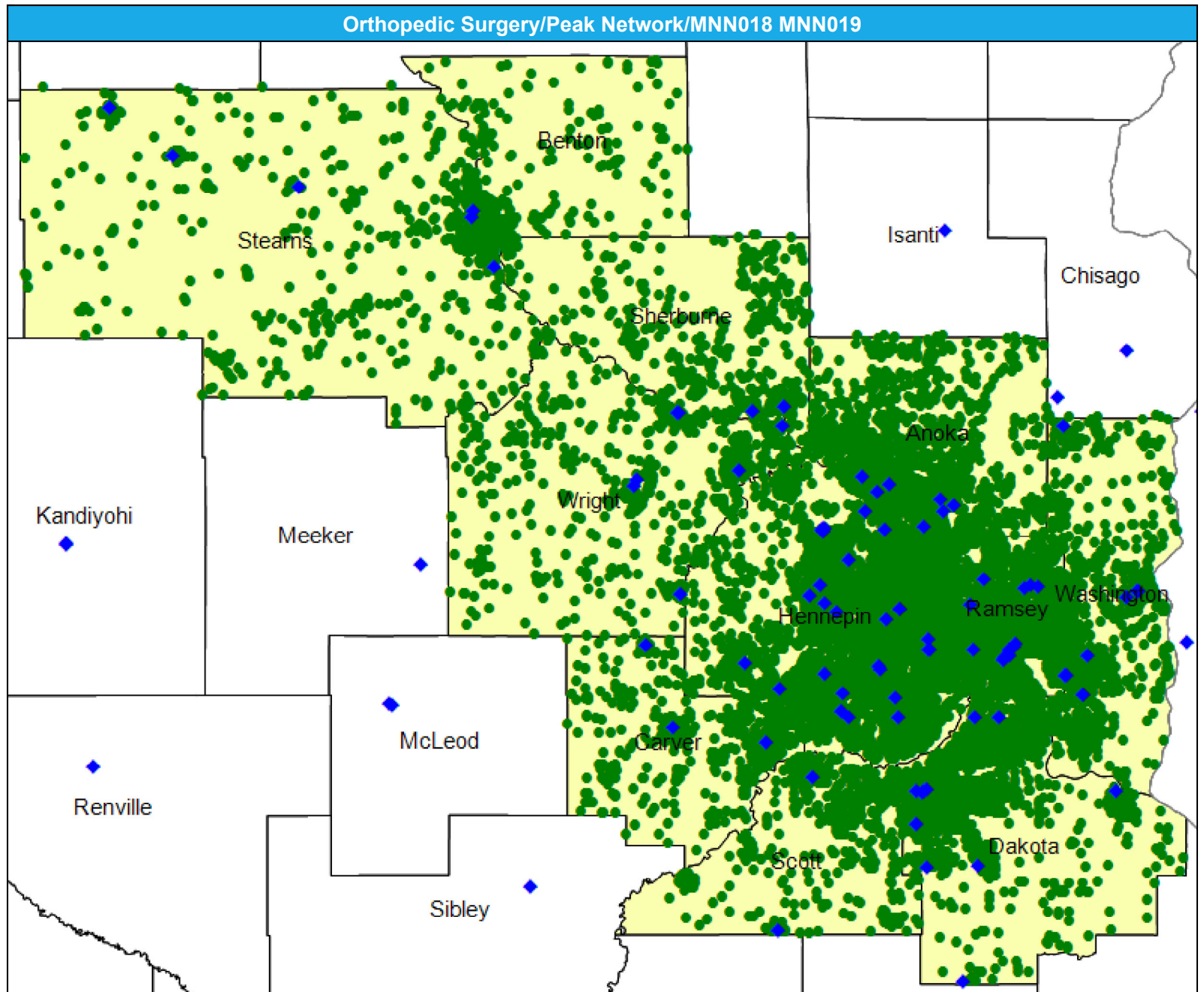
The Access Standard is defined as (National Proxy Census (Peak Network)) eligibles accessing:

1 (Orthopedic Surgery) provider in 60 miles or 60 minutes

### Service Areas

■ Peak Network

21.57 miles



# Access Detail By County SSA

May 8, 2024

Created by...  
HealthPartners

**Access Analysis**  
Orthopedic Surgery

**Eligible / Provider Groups**  
National Proxy Census (Peak Network)  
Orthopedic Surgery

<sup>1</sup> The Access Standard is defined as (National Proxy Census (Peak Network)) eligibles accessing:  
1 (Orthopedic Surgery) provider in 60 miles or 60 minutes

Orthopedic Surgery/Peak Network/MNN018 MNN019									
State Name	County	County SSA	Eligible	With Access <sup>1</sup>		Without Access <sup>1</sup>		Average Distance	Average Time
			#	#	%	#	%	1	1
Minnesota	Anoka	24010	1,740	1,740	100.0	0	0.0	4.5	5.7
	Benton	24040	243	243	100.0	0	0.0	9.7	10.6
	Carver	24090	795	795	100.0	0	0.0	4.4	4.9
	Dakota	24180	1,818	1,818	100.0	0	0.0	3.9	4.8
	Hennepin	24260	5,098	5,098	100.0	0	0.0	2.6	4.0
	Ramsey	24610	2,586	2,586	100.0	0	0.0	2.5	3.9
	Scott	24690	601	601	100.0	0	0.0	5.5	6.1
	Sherburne	24700	498	498	100.0	0	0.0	7.2	7.8
	Stearns	24720	798	798	100.0	0	0.0	7.6	8.4
	Washington	24810	1,030	1,030	100.0	0	0.0	3.8	4.6
	Wright	24850	743	743	100.0	0	0.0	5.6	6.1
	<b>Grand Totals</b>		<b>15,950</b>	<b>15,950</b>	<b>100.0</b>	<b>0</b>	<b>0.0</b>	<b>3.9</b>	<b>5.0</b>



# Otolaryngology/Peak Network/MNN018 MNN019

May 8, 2024

Created by...  
**HealthPartners**

### Otolaryngology

86 providers at 56 locations

◆ All providers

### Otolaryngology

Employee Group

National Proxy Census (Peak Network)

Provider Group

Otolaryngology

15,950 eligible locations

● With access (15,950)

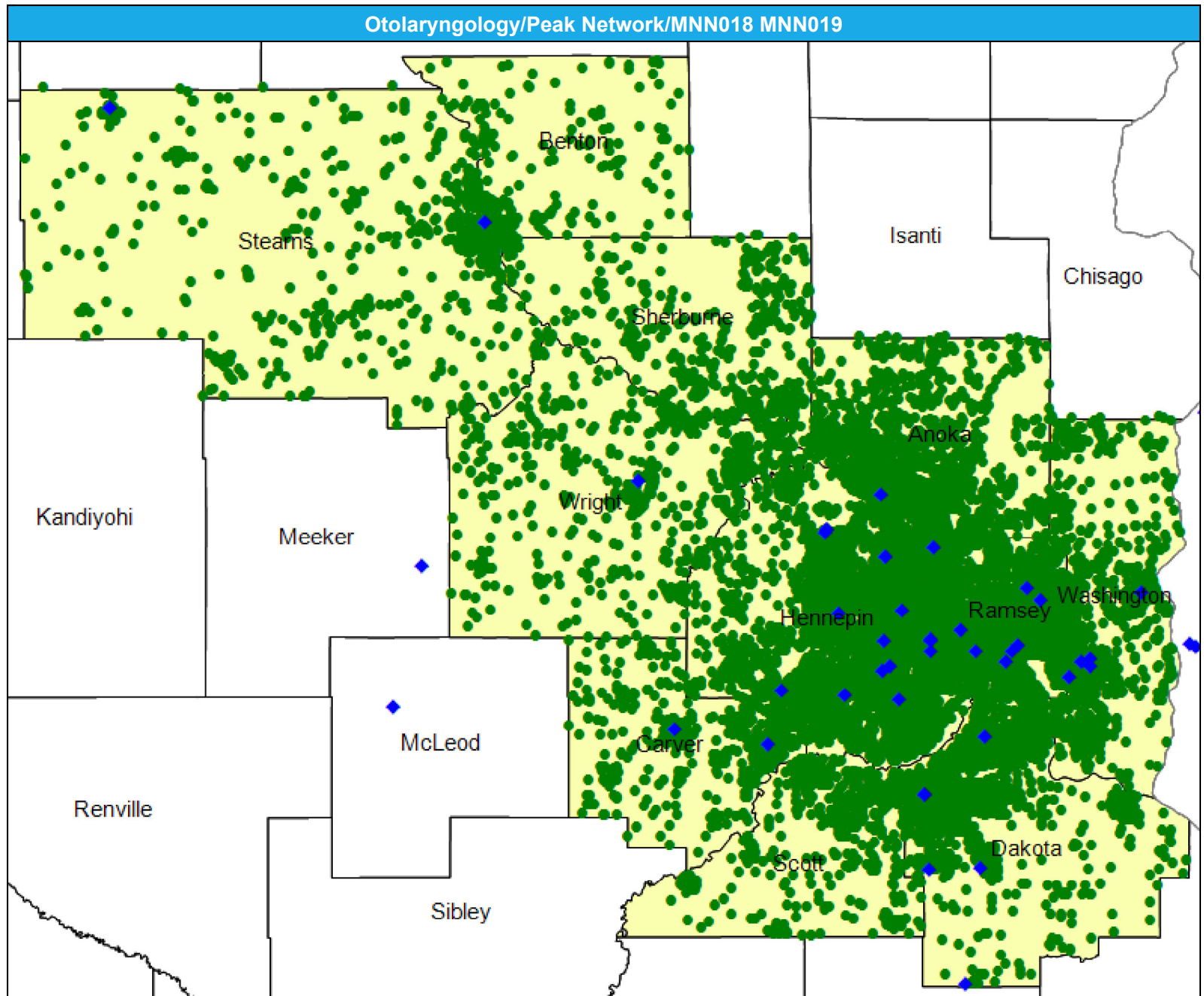

● Without access (0)

The Access Standard is defined as (National Proxy Census (Peak Network)) eligibles accessing:

1 (Otolaryngology) provider in 60 miles or 60 minutes

### Service Areas

■ Peak Network



# Access Detail By County SSA

May 8, 2024

Created by...  
HealthPartners

**Access Analysis**

Otolaryngology

**Eligible / Provider Groups**

National Proxy Census (Peak Network)

Otolaryngology

<sup>1</sup> The Access Standard is defined as (National Proxy Census (Peak Network)) eligibles accessing:

1 (Otolaryngology) provider in 60 miles or 60 minutes

Otolaryngology/Peak Network/MNN018 MNN019									
State Name	County	County SSA	Eligible	With Access <sup>1</sup>		Without Access <sup>1</sup>		Average Distance	Average Time
			#	#	%	#	%	1	1
Minnesota	Anoka	24010	1,740	1,740	100.0	0	0.0	7.2	9.5
	Benton	24040	243	243	100.0	0	0.0	9.6	11.4
	Carver	24090	795	795	100.0	0	0.0	5.1	5.6
	Dakota	24180	1,818	1,818	100.0	0	0.0	5.4	6.7
	Hennepin	24260	5,098	5,098	100.0	0	0.0	3.3	5.1
	Ramsey	24610	2,586	2,586	100.0	0	0.0	2.7	4.4
	Scott	24690	601	601	100.0	0	0.0	8.9	10.1
	Sherburne	24700	498	498	100.0	0	0.0	17.8	20.5
	Stearns	24720	798	798	100.0	0	0.0	11.5	13.3
	Washington	24810	1,030	1,030	100.0	0	0.0	5.8	6.9
	Wright	24850	743	743	100.0	0	0.0	10.6	11.7
	<b>Grand Totals</b>		<b>15,950</b>	<b>15,950</b>	<b>100.0</b>	<b>0</b>	<b>0.0</b>	<b>5.6</b>	<b>7.3</b>

# Outpatient Infusion/Chemotherapy/Peak Network/MNN018 MNN019

May 8, 2024

Created by...  
**HealthPartners**

### Outpatient Infusion/Chemotherapy

41 providers at 49 locations  
◆ All providers

### Outpatient Infusion/Chemotherapy

Employee Group  
National Proxy Census (Peak Network)

Provider Group  
Outpatient Infusion/Chemotherapy

15,950 eligible locations  
● With access (15,950)  
● Without access (0)

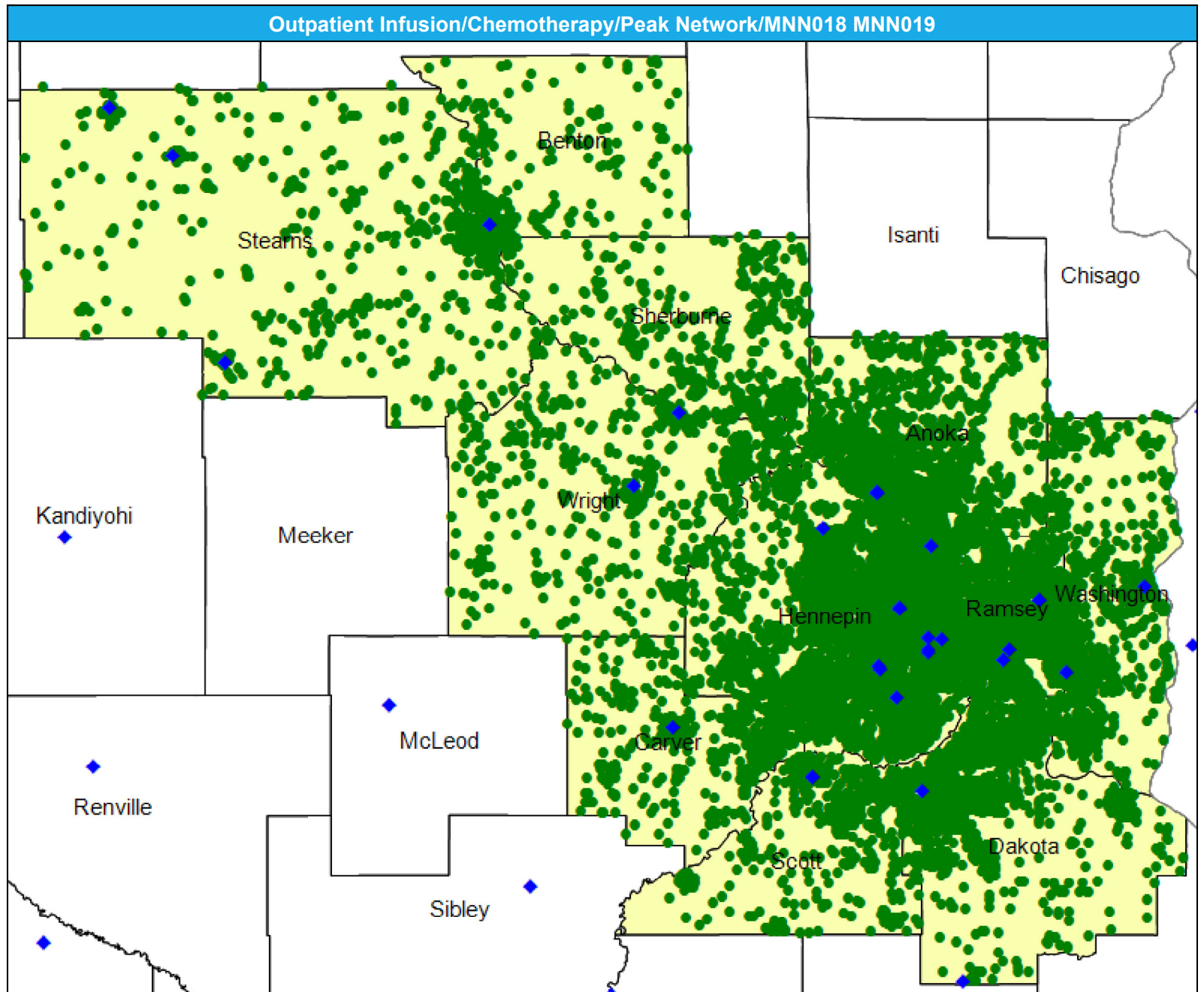
The Access Standard is defined as (National Proxy Census (Peak Network)) eligibles accessing:

1 (Outpatient Infusion/Chemotherapy) provider in 60 miles or 60 minutes

### Service Areas

■ Peak Network

21.57 miles



# Access Detail By County SSA

May 8, 2024

Created by...  
HealthPartners

**Access Analysis**

Outpatient  
Infusion/Chemotherapy

**Eligible / Provider Groups**

National Proxy Census (Peak  
Network)  
Outpatient  
Infusion/Chemotherapy

<sup>1</sup> The Access Standard is defined  
as (National Proxy Census  
(Peak Network)) eligibles  
accessing:

1 (Outpatient  
Infusion/Chemotherapy)  
provider in 60 miles or 60  
minutes

Outpatient Infusion/Chemotherapy/Peak Network/MNN018 MNN019									
State Name	County	County SSA	Eligible	With Access <sup>1</sup>		Without Access <sup>1</sup>		Average Distance	Average Time
			#	#	%	#	%	1	1
Minnesota	Anoka	24010	1,740	1,740	100.0	0	0.0	7.2	9.5
	Benton	24040	243	243	100.0	0	0.0	9.5	11.3
	Carver	24090	795	795	100.0	0	0.0	7.8	8.7
	Dakota	24180	1,818	1,818	100.0	0	0.0	7.6	9.8
	Hennepin	24260	5,098	5,098	100.0	0	0.0	4.7	7.2
	Ramsey	24610	2,586	2,586	100.0	0	0.0	3.5	5.8
	Scott	24690	601	601	100.0	0	0.0	7.8	8.8
	Sherburne	24700	498	498	100.0	0	0.0	12.1	13.2
	Stearns	24720	798	798	100.0	0	0.0	8.0	9.2
	Washington	24810	1,030	1,030	100.0	0	0.0	6.3	7.6
	Wright	24850	743	743	100.0	0	0.0	9.8	10.8
	<b>Grand Totals</b>		<b>15,950</b>	<b>15,950</b>	<b>100.0</b>	<b>0</b>	<b>0.0</b>	<b>6.2</b>	<b>8.2</b>



# Pediatric Specialty/Peak Network/MNN018 MNN019

May 15, 2024

Created by...  
**HealthPartners**

### Pediatric Specialty

475 providers at 164 locations

◆ All providers

### Pediatric Specialty

Employee Group

National Proxy Census (Peak Network)

Provider Group

Pediatric Specialty

15,950 eligible locations

● With access (15,950)

● Without access (0)

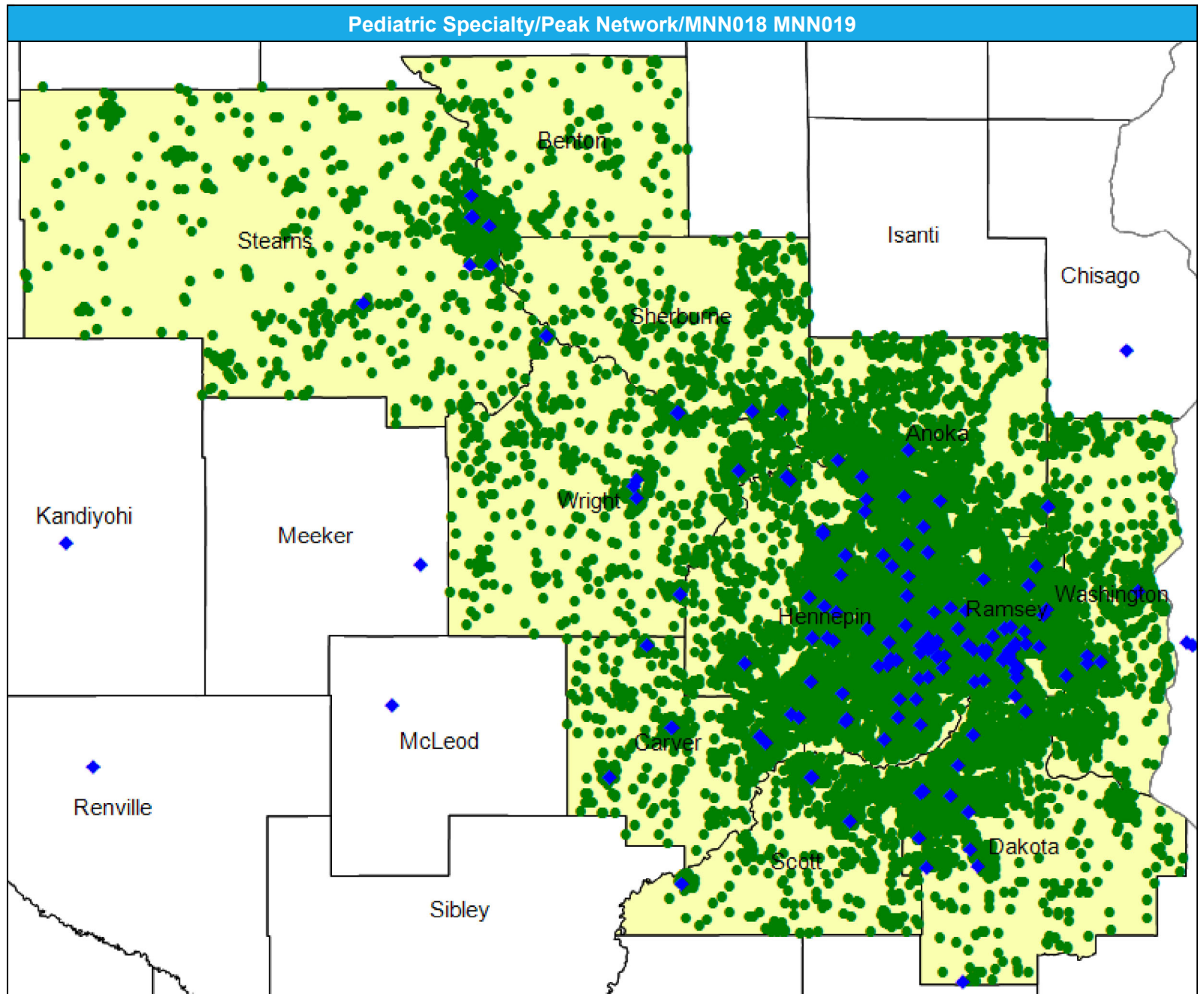
The Access Standard is defined as (National Proxy Census (Peak Network)) eligibles accessing:

1 (Pediatric Specialty) provider in 60 miles or 60 minutes

### Service Areas

■ Peak Network

21.57 miles





# Access Detail By County SSA

May 15, 2024

Created by...  
HealthPartners

**Access Analysis**

Pediatric Specialty

**Eligible / Provider Groups**

National Proxy Census (Peak Network)

Pediatric Specialty

<sup>1</sup> The Access Standard is defined as (National Proxy Census (Peak Network)) eligibles accessing:

1 (Pediatric Specialty) provider in 60 miles or 60 minutes

Pediatric Specialty/Peak Network/MNN018 MNN019									
State Name	County	County SSA	Eligible	With Access <sup>1</sup>		Without Access <sup>1</sup>		Average Distance	Average Time
			#	#	%	#	%	1	1
Minnesota	Anoka	24010	1,740	1,740	100.0	0	0.0	3.8	4.7
	Benton	24040	243	243	100.0	0	0.0	8.6	9.5
	Carver	24090	795	795	100.0	0	0.0	3.0	3.3
	Dakota	24180	1,818	1,818	100.0	0	0.0	3.6	4.5
	Hennepin	24260	5,098	5,098	100.0	0	0.0	1.8	2.7
	Ramsey	24610	2,586	2,586	100.0	0	0.0	1.5	2.4
	Scott	24690	601	601	100.0	0	0.0	4.4	4.9
	Sherburne	24700	498	498	100.0	0	0.0	6.8	7.4
	Stearns	24720	798	798	100.0	0	0.0	10.8	11.8
	Washington	24810	1,030	1,030	100.0	0	0.0	4.6	5.4
	Wright	24850	743	743	100.0	0	0.0	5.1	5.5
<b>Grand Totals</b>			<b>15,950</b>	<b>15,950</b>	<b>100.0</b>	<b>0</b>	<b>0.0</b>	<b>3.4</b>	<b>4.2</b>

# Physical Therapy, Occupational Therapy, and/or Speech Therapy Services/Peak/MNN018 MNN019

May 8, 2024

Created by...  
**HealthPartners**

### Physical Therapy, Occupational Therapy, and/or Speech Therapy Services

2,816 providers at 390 locations  
◆ All providers

### Physical Therapy, Occupational Therapy Speech Therapy

Employee Group

National Proxy Census (Peak Network)

Provider Group

Physical Therapy, Occupational Therapy, and/or Speech Therapy Services

15,950 eligible locations  
● With access (15,950)  
● Without access (0)

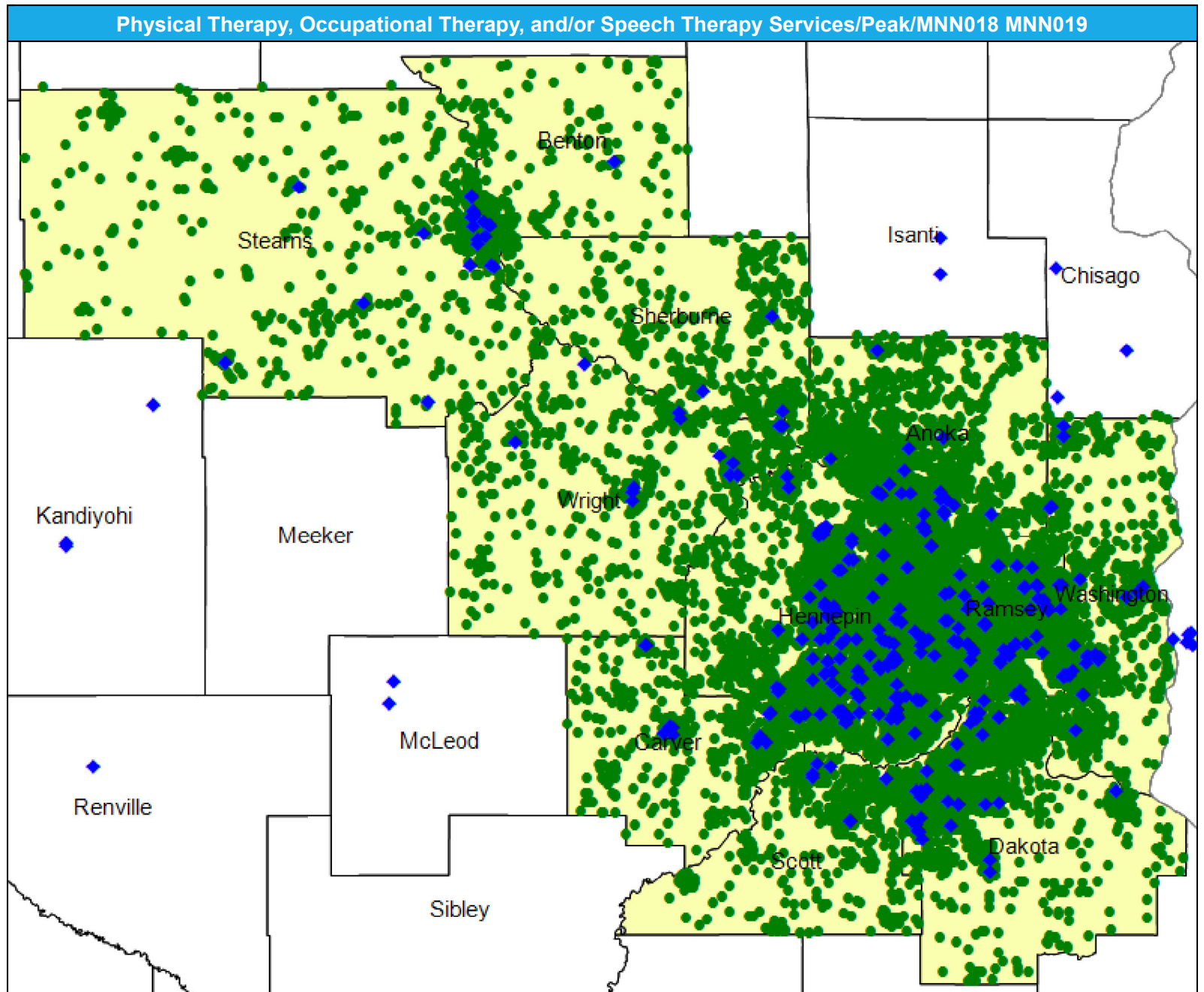
The Access Standard is defined as (National Proxy Census (Peak Network)) eligibles accessing:

1 (Physical Therapy, Occupational Therapy, and/or Speech Therapy Services) provider in 60 miles or 60 minutes

### Service Areas

■ Peak Network

21.57 miles



# Access Detail By County SSA

May 8, 2024

Created by...  
HealthPartners

**Access Analysis**

Physical Therapy, Occupation  
Therapy Speech Therapy

**Eligible / Provider Groups**

National Proxy Census (Peak  
Network)  
Physical Therapy,  
Occupational Therapy, and/or  
Speech Therapy Services

<sup>1</sup> The Access Standard is defined  
as (National Proxy Census  
(Peak Network)) eligibles  
accessing:

1 (Physical Therapy,  
Occupational Therapy, and/or  
Speech Therapy Services)  
provider in 60 miles or 60  
minutes

Physical Therapy, Occupational Therapy, and/or Speech Therapy Services/Peak Network/MNN018 MNN019									
State Name	County	County SSA	Eligible	With Access <sup>1</sup>		Without Access <sup>1</sup>		Average Distance	Average Time
			#	#	%	#	%	1	1
Minnesota	Anoka	24010	1,740	1,740	100.0	0	0.0	2.5	3.1
	Benton	24040	243	243	100.0	0	0.0	4.9	5.4
	Carver	24090	795	795	100.0	0	0.0	3.6	4.0
	Dakota	24180	1,818	1,818	100.0	0	0.0	2.3	2.8
	Hennepin	24260	5,098	5,098	100.0	0	0.0	1.5	2.4
	Ramsey	24610	2,586	2,586	100.0	0	0.0	1.3	2.0
	Scott	24690	601	601	100.0	0	0.0	5.4	6.0
	Sherburne	24700	498	498	100.0	0	0.0	4.3	4.7
	Stearns	24720	798	798	100.0	0	0.0	5.9	6.4
	Washington	24810	1,030	1,030	100.0	0	0.0	2.3	2.8
Wright	24850	743	743	100.0	0	0.0	4.7	5.1	
<b>Grand Totals</b>			<b>15,950</b>	<b>15,950</b>	<b>100.0</b>	<b>0</b>	<b>0.0</b>	<b>2.5</b>	<b>3.1</b>

# Physical Medicine and Rehabilitation and Occupational Medicine/Peak/MNN018 MNN019

May 8, 2024

Created by...  
HealthPartners

### Physical Medicine and Rehabilitation and Occupational Medicine

956 providers at 289 locations  
◆ All providers

### Physical Medicine and Rehab and Occupational Medicine

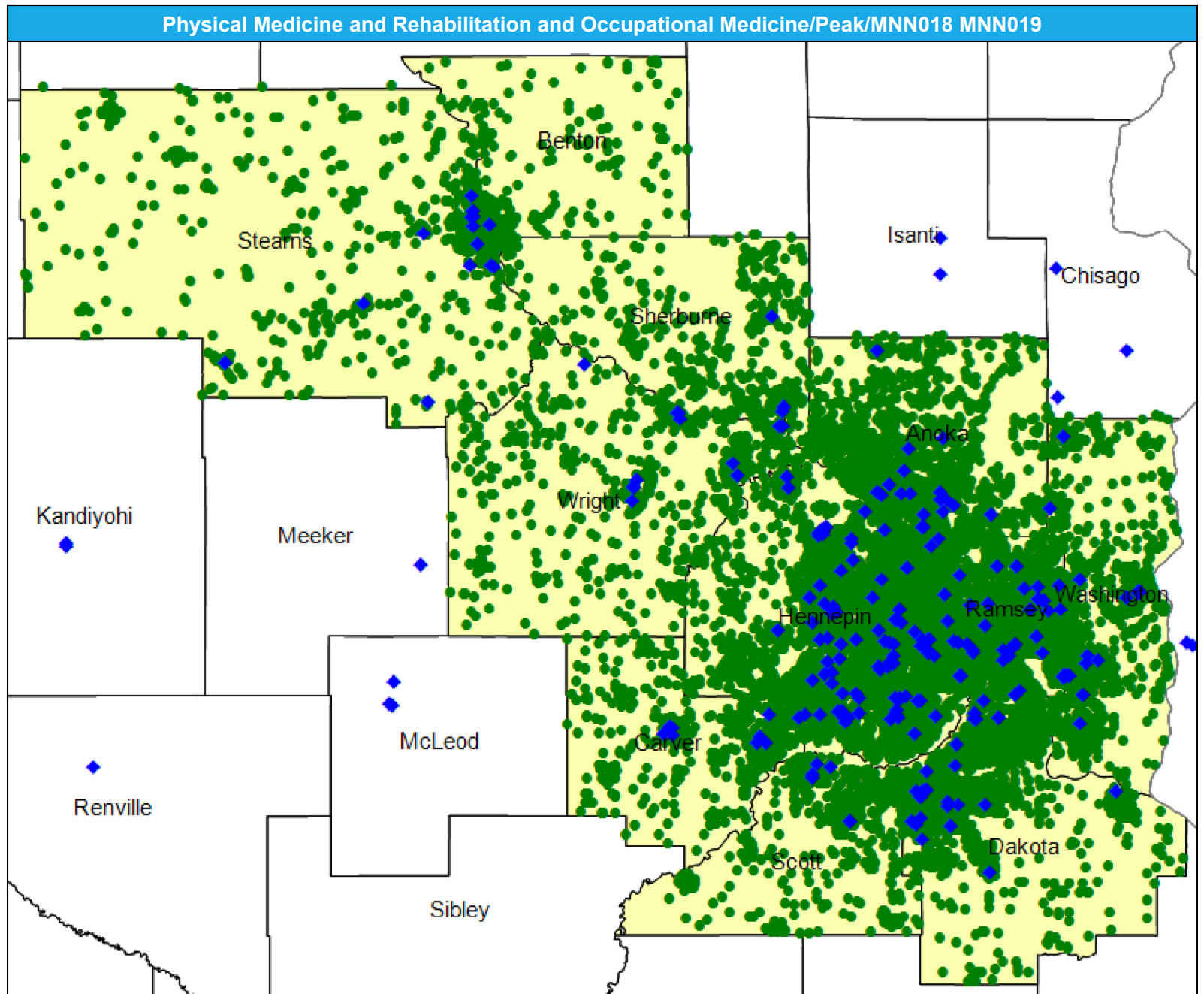
Employee Group  
National Proxy Census (Peak Network)  
Provider Group  
Physical Medicine and Rehabilitation and Occupational Medicine

15,950 eligible locations  
● With access (15,950)  
● Without access (0)

The Access Standard is defined as (National Proxy Census (Peak Network)) eligibles accessing:  
1 (Physical Medicine and Rehabilitation and Occupational Medicine) provider in 60 miles or 60 minutes

Service Areas  
■ Peak Network

21.57 miles



# Access Detail By County SSA

May 8, 2024

Created by...  
HealthPartners

**Access Analysis**

Physical Medicine and Rehab  
and Occupational Medicine

**Eligible / Provider Groups**

National Proxy Census (Peak  
Network)

Physical Medicine and  
Rehabilitation and  
Occupational Medicine

<sup>1</sup> The Access Standard is defined  
as (National Proxy Census  
(Peak Network)) eligibles  
accessing:

<sup>1</sup> (Physical Medicine and  
Rehabilitation and Occupational  
Medicine) provider in 60 miles  
or 60 minutes

Physical Medicine and Rehabilitation and Occupational Medicine/Peak Network/MNN018 MNN019									
State Name	County	County SSA	Eligible	With Access <sup>1</sup>		Without Access <sup>1</sup>		Average Distance	Average Time
			#	#	%	#	%	1	1
Minnesota	Anoka	24010	1,740	1,740	100.0	0	0.0	2.8	3.4
	Benton	24040	243	243	100.0	0	0.0	8.6	9.4
	Carver	24090	795	795	100.0	0	0.0	4.3	4.8
	Dakota	24180	1,818	1,818	100.0	0	0.0	2.5	3.0
	Hennepin	24260	5,098	5,098	100.0	0	0.0	1.8	2.7
	Ramsey	24610	2,586	2,586	100.0	0	0.0	1.4	2.3
	Scott	24690	601	601	100.0	0	0.0	5.7	6.3
	Sherburne	24700	498	498	100.0	0	0.0	4.8	5.2
	Stearns	24720	798	798	100.0	0	0.0	7.8	8.5
	Washington	24810	1,030	1,030	100.0	0	0.0	2.6	3.1
Wright	24850	743	743	100.0	0	0.0	5.5	5.9	
<b>Grand Totals</b>			<b>15,950</b>	<b>15,950</b>	<b>100.0</b>	<b>0</b>	<b>0.0</b>	<b>2.9</b>	<b>3.6</b>



# Podiatry/Peak Network/MNN018 MNN019

May 8, 2024

Created by...  
**HealthPartners**

### Podiatry

85 providers at 92 locations

- ◆ All providers

### Podiatry

Employee Group

National Proxy Census (Peak Network)

Provider Group

Podiatry

15,950 eligible locations

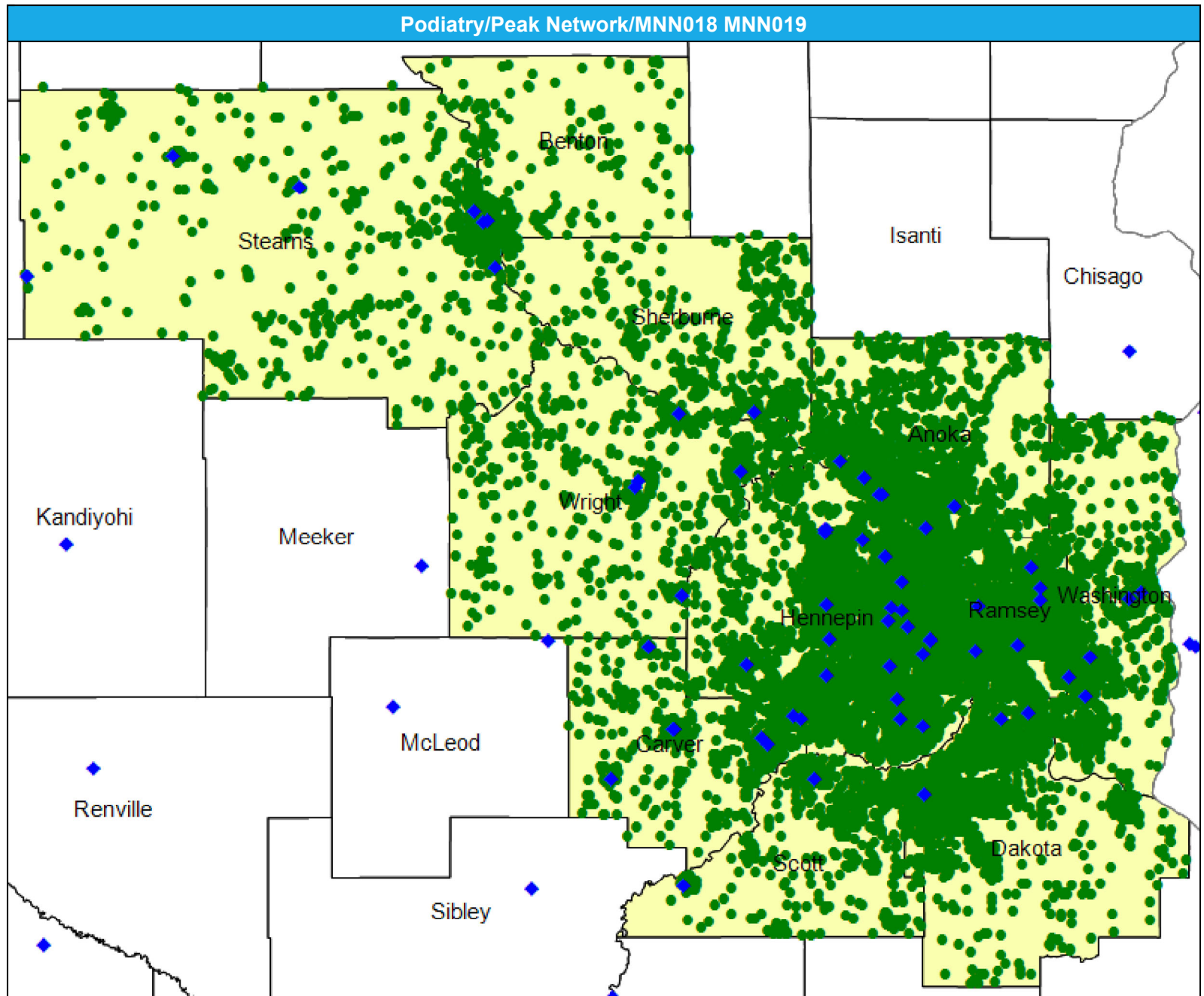
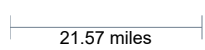
- With access (15,950)
- Without access (0)

The Access Standard is defined as (National Proxy Census (Peak Network)) eligibles accessing:

1 (Podiatry) provider in 60 miles or 60 minutes

### Service Areas

- Peak Network



# Access Detail By County SSA

May 8, 2024

Created by...  
HealthPartners

**Access Analysis**

Podiatry

**Eligible / Provider Groups**

National Proxy Census (Peak Network)

Podiatry

<sup>1</sup> The Access Standard is defined as (National Proxy Census (Peak Network)) eligibles accessing:

1 (Podiatry) provider in 60 miles or 60 minutes

Podiatry/Peak Network/MNN018 MNN019									
State Name	County	County SSA	Eligible	With Access <sup>1</sup>		Without Access <sup>1</sup>		Average Distance	Average Time
			#	#	%	#	%	1	1
Minnesota	Anoka	24010	1,740	1,740	100.0	0	0.0	5.0	6.3
	Benton	24040	243	243	100.0	0	0.0	9.1	10.1
	Carver	24090	795	795	100.0	0	0.0	2.9	3.3
	Dakota	24180	1,818	1,818	100.0	0	0.0	6.5	7.9
	Hennepin	24260	5,098	5,098	100.0	0	0.0	2.5	3.9
	Ramsey	24610	2,586	2,586	100.0	0	0.0	2.7	4.4
	Scott	24690	601	601	100.0	0	0.0	6.4	7.3
	Sherburne	24700	498	498	100.0	0	0.0	8.0	8.6
	Stearns	24720	798	798	100.0	0	0.0	7.6	8.4
	Washington	24810	1,030	1,030	100.0	0	0.0	5.0	5.9
	Wright	24850	743	743	100.0	0	0.0	5.6	6.0
<b>Grand Totals</b>			<b>15,950</b>	<b>15,950</b>	<b>100.0</b>	<b>0</b>	<b>0.0</b>	<b>4.3</b>	<b>5.5</b>

# Pulmonary Disease/Peak Network/MNN018 MNN019

May 8, 2024

Created by...  
**HealthPartners**

### Pulmonary Disease

118 providers at 59 locations

◆ All providers

### Pulmonary Disease

Employee Group

National Proxy Census (Peak Network)

Provider Group

Pulmonary Disease

15,950 eligible locations

● With access (15,950)

● Without access (0)

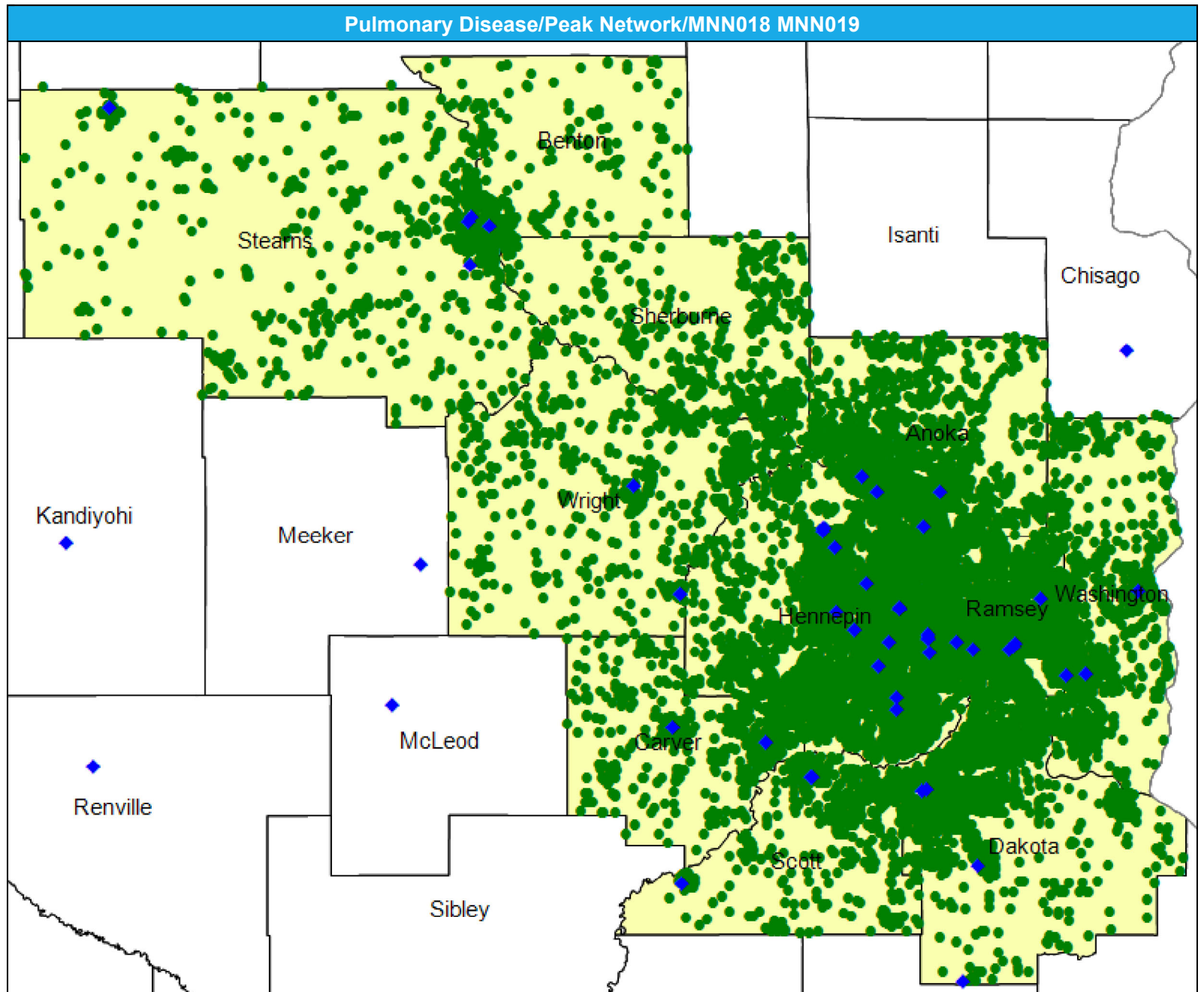
The Access Standard is defined as (National Proxy Census (Peak Network)) eligibles accessing:

1 (Pulmonary Disease) provider in 60 miles or 60 minutes

### Service Areas

■ Peak Network

21.57 miles



# Access Detail By County SSA

May 8, 2024

Created by...  
HealthPartners

**Access Analysis**

Pulmonary Disease

**Eligible / Provider Groups**

National Proxy Census (Peak Network)

Pulmonary Disease

<sup>1</sup> The Access Standard is defined as (National Proxy Census (Peak Network)) eligibles accessing:

1 (Pulmonary Disease) provider in 60 miles or 60 minutes

Pulmonary Disease/Peak Network/MNN018 MNN019									
State Name	County	County SSA	Eligible	With Access <sup>1</sup>		Without Access <sup>1</sup>		Average Distance	Average Time
			#	#	%	#	%	1	1
Minnesota	Anoka	24010	1,740	1,740	100.0	0	0.0	5.3	7.0
	Benton	24040	243	243	100.0	0	0.0	9.3	11.2
	Carver	24090	795	795	100.0	0	0.0	5.4	5.9
	Dakota	24180	1,818	1,818	100.0	0	0.0	6.4	8.2
	Hennepin	24260	5,098	5,098	100.0	0	0.0	3.5	5.3
	Ramsey	24610	2,586	2,586	100.0	0	0.0	3.3	5.2
	Scott	24690	601	601	100.0	0	0.0	6.2	7.0
	Sherburne	24700	498	498	100.0	0	0.0	17.3	18.9
	Stearns	24720	798	798	100.0	0	0.0	9.8	10.9
	Washington	24810	1,030	1,030	100.0	0	0.0	5.8	7.0
Wright	24850	743	743	100.0	0	0.0	9.4	10.3	
<b>Grand Totals</b>			<b>15,950</b>	<b>15,950</b>	<b>100.0</b>	<b>0</b>	<b>0.0</b>	<b>5.4</b>	<b>7.0</b>



# Radiology and Nuclear Medicine/Peak Network/MNN018 MNN019

May 8, 2024

Created by...  
**HealthPartners**

### Radiology and Nuclear Medicine

752 providers at 145 locations  
◆ All providers

### Radiology and Nuclear Medicine

Employee Group  
National Proxy Census (Peak Network)

Provider Group  
Radiology and Nuclear Medicine

15,950 eligible locations  
● With access (15,950)  
● Without access (0)

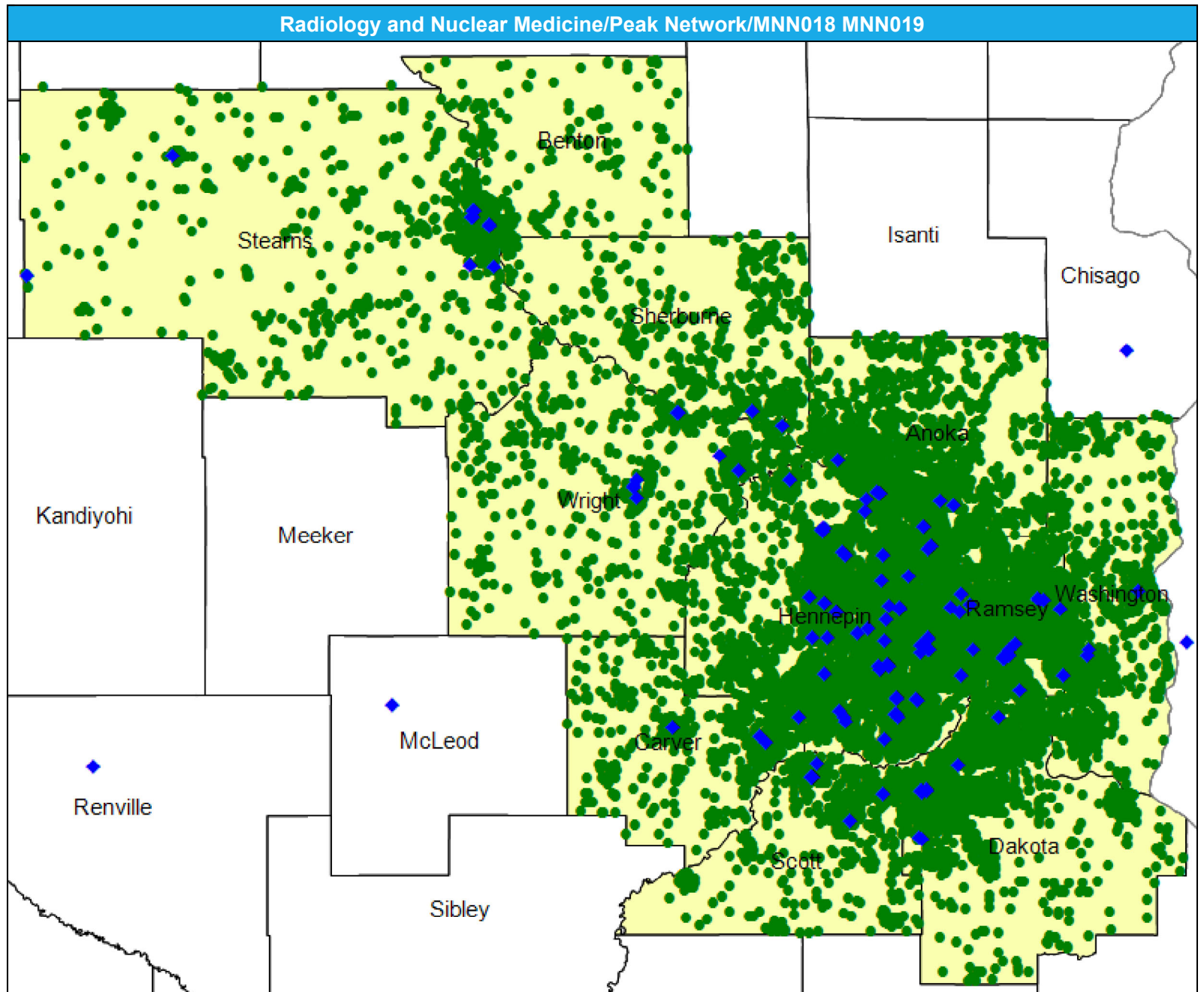
The Access Standard is defined as (National Proxy Census (Peak Network)) eligibles accessing:

1 (Radiology and Nuclear Medicine) provider in 60 miles or 60 minutes

### Service Areas

■ Peak Network

21.57 miles





# Access Detail By County SSA

May 8, 2024

Created by...  
HealthPartners

**Access Analysis**

Radiology and Nuclear  
Medicine

**Eligible / Provider Groups**

National Proxy Census (Peak  
Network)

Radiology and Nuclear  
Medicine

<sup>1</sup> The Access Standard is defined  
as (National Proxy Census  
(Peak Network)) eligibles  
accessing:

1 (Radiology and Nuclear  
Medicine) provider in 60 miles  
or 60 minutes

Radiology and Nuclear Medicine/Peak Network/MNN018 MNN019									
State Name	County	County SSA	Eligible	With Access <sup>1</sup>		Without Access <sup>1</sup>		Average Distance	Average Time
			#	#	%	#	%	1	1
Minnesota	Anoka	24010	1,740	1,740	100.0	0	0.0	4.7	6.0
	Benton	24040	243	243	100.0	0	0.0	9.1	10.0
	Carver	24090	795	795	100.0	0	0.0	4.9	5.4
	Dakota	24180	1,818	1,818	100.0	0	0.0	5.5	6.5
	Hennepin	24260	5,098	5,098	100.0	0	0.0	2.2	3.3
	Ramsey	24610	2,586	2,586	100.0	0	0.0	2.4	3.8
	Scott	24690	601	601	100.0	0	0.0	5.5	6.0
	Sherburne	24700	498	498	100.0	0	0.0	7.6	8.3
	Stearns	24720	798	798	100.0	0	0.0	8.5	9.3
	Washington	24810	1,030	1,030	100.0	0	0.0	5.7	6.8
	Wright	24850	743	743	100.0	0	0.0	7.2	7.9
	<b>Grand Totals</b>		<b>15,950</b>	<b>15,950</b>	<b>100.0</b>	<b>0</b>	<b>0.0</b>	<b>4.2</b>	<b>5.2</b>

# Reconstructive Surgery/Peak Network/MNN018 MNN019

May 8, 2024

Created by...  
**HealthPartners**

### Reconstructive Surgery

57 providers at 75 locations

◆ All providers

### Reconstructive Surgery

Employee Group

National Proxy Census (Peak Network)

Provider Group

Reconstructive Surgery

15,950 eligible locations

● With access (15,950)

● Without access (0)

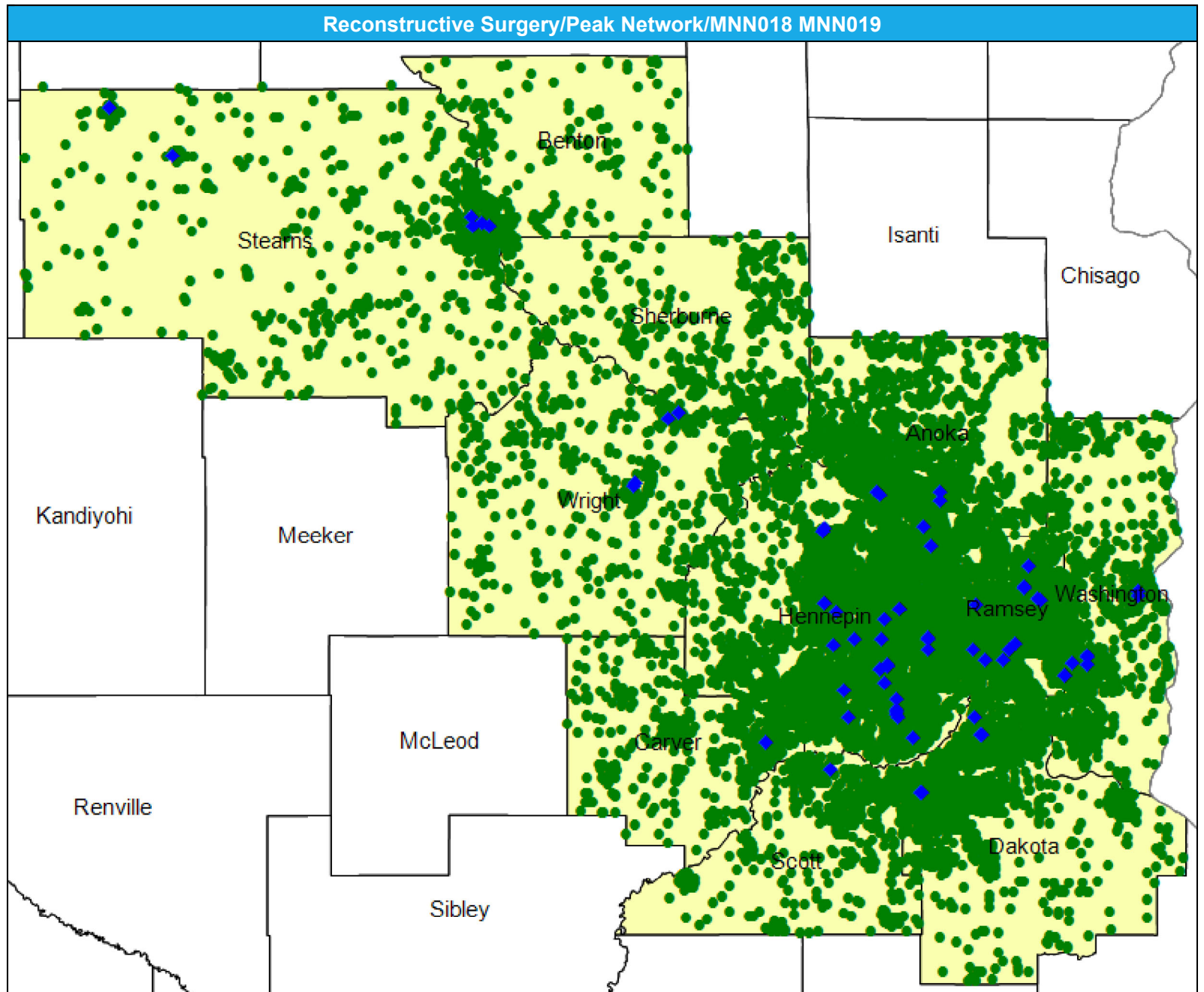
The Access Standard is defined as (National Proxy Census (Peak Network)) eligibles accessing:

1 (Reconstructive Surgery) provider in 60 miles or 60 minutes

### Service Areas

■ Peak Network

21.57 miles



# Access Detail By County SSA

May 8, 2024

Created by...  
HealthPartners

**Access Analysis**

Reconstructive Surgery

**Eligible / Provider Groups**

National Proxy Census (Peak Network)

Reconstructive Surgery

<sup>1</sup> The Access Standard is defined as (National Proxy Census (Peak Network)) eligibles accessing:

1 (Reconstructive Surgery) provider in 60 miles or 60 minutes

Reconstructive Surgery/Peak Network/MNN018 MNN019									
State Name	County	County SSA	Eligible	With Access <sup>1</sup>		Without Access <sup>1</sup>		Average Distance	Average Time
			#	#	%	#	%	1	1
Minnesota	Anoka	24010	1,740	1,740	100.0	0	0.0	5.5	7.4
	Benton	24040	243	243	100.0	0	0.0	9.3	11.1
	Carver	24090	795	795	100.0	0	0.0	8.9	9.8
	Dakota	24180	1,818	1,818	100.0	0	0.0	6.8	8.6
	Hennepin	24260	5,098	5,098	100.0	0	0.0	3.2	4.8
	Ramsey	24610	2,586	2,586	100.0	0	0.0	2.3	3.7
	Scott	24690	601	601	100.0	0	0.0	8.2	9.2
	Sherburne	24700	498	498	100.0	0	0.0	12.0	13.1
	Stearns	24720	798	798	100.0	0	0.0	9.4	10.8
	Washington	24810	1,030	1,030	100.0	0	0.0	6.0	7.3
Wright	24850	743	743	100.0	0	0.0	9.8	10.8	
<b>Grand Totals</b>			<b>15,950</b>	<b>15,950</b>	<b>100.0</b>	<b>0</b>	<b>0.0</b>	<b>5.3</b>	<b>6.9</b>

# Rheumatology/Peak Network/MNN018 MNN019

May 8, 2024

Created by...  
**HealthPartners**

### Rheumatology

66 providers at 34 locations

◆ All providers

### Rheumatology

Employee Group

National Proxy Census (Peak Network)

Provider Group

Rheumatology

15,950 eligible locations

● With access (15,950)

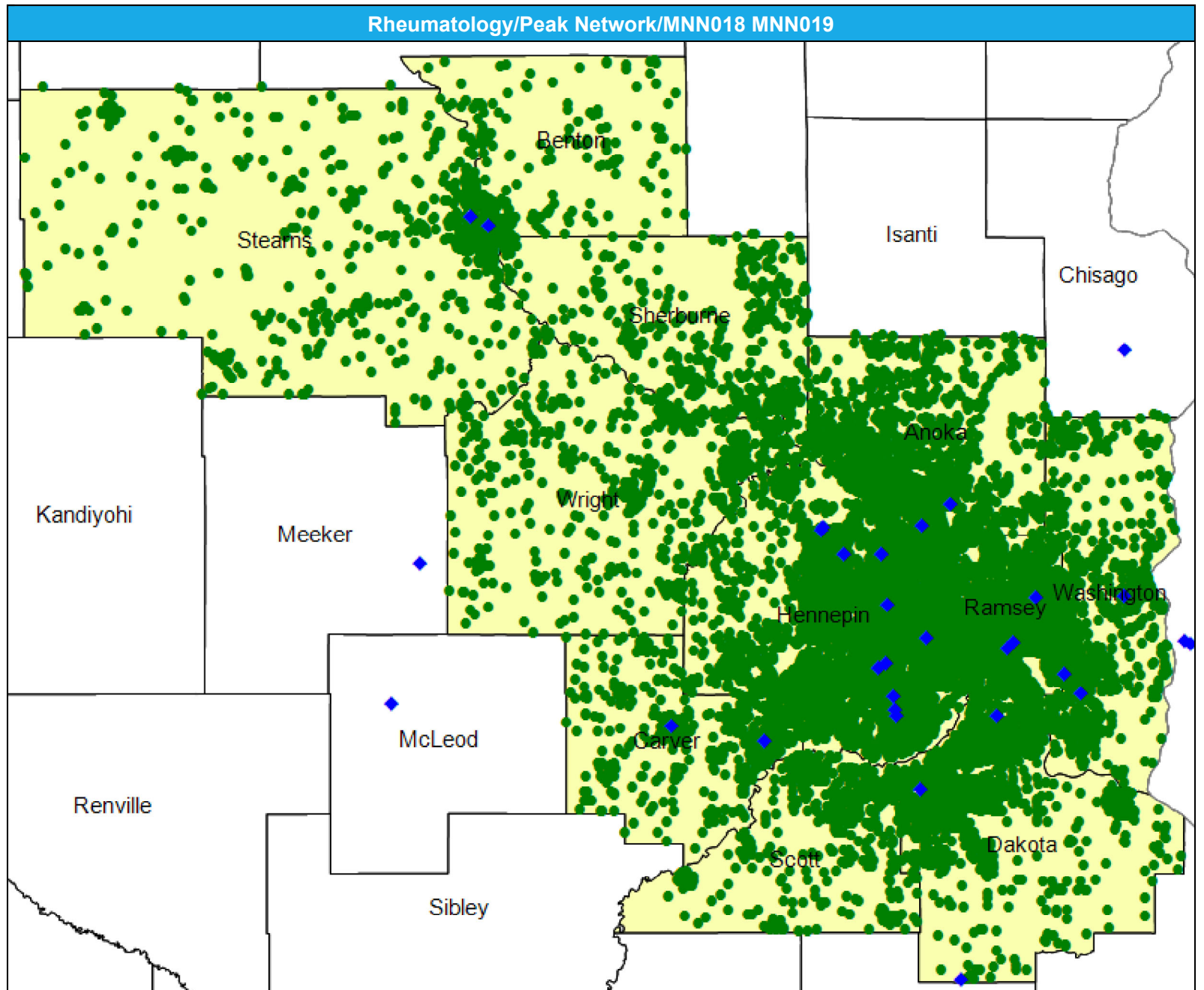

● Without access (0)

The Access Standard is defined as (National Proxy Census (Peak Network)) eligibles accessing:

1 (Rheumatology) provider in 60 miles or 60 minutes

### Service Areas

■ Peak Network



# Access Detail By County SSA

May 8, 2024

Created by...  
HealthPartners

**Access Analysis**

Rheumatology

**Eligible / Provider Groups**

National Proxy Census (Peak Network)

Rheumatology

<sup>1</sup> The Access Standard is defined as (National Proxy Census (Peak Network)) eligibles accessing:

1 (Rheumatology) provider in 60 miles or 60 minutes

Rheumatology/Peak Network/MNN018 MNN019									
State Name	County	County SSA	Eligible	With Access <sup>1</sup>		Without Access <sup>1</sup>		Average Distance	Average Time
			#	#	%	#	%	1	1
Minnesota	Anoka	24010	1,740	1,740	100.0	0	0.0	7.4	9.5
	Benton	24040	243	243	100.0	0	0.0	9.3	11.2
	Carver	24090	795	795	100.0	0	0.0	5.6	6.2
	Dakota	24180	1,818	1,818	100.0	0	0.0	6.4	7.9
	Hennepin	24260	5,098	5,098	100.0	0	0.0	4.3	6.6
	Ramsey	24610	2,586	2,586	100.0	0	0.0	3.9	6.2
	Scott	24690	601	601	100.0	0	0.0	9.8	11.3
	Sherburne	24700	498	498	100.0	0	0.0	20.6	24.7
	Stearns	24720	798	798	100.0	0	0.0	15.7	18.7
	Washington	24810	1,030	1,030	100.0	0	0.0	5.8	6.9
Wright	24850	743	743	100.0	0	0.0	17.9	20.9	
<b>Grand Totals</b>			<b>15,950</b>	<b>15,950</b>	<b>100.0</b>	<b>0</b>	<b>0.0</b>	<b>7.0</b>	<b>9.1</b>



# Substance Use Disorder (SUD) Outpatient/Peak Network/MNN018 MNN019

May 8, 2024

Created by...  
**HealthPartners**

## Substance Use Disorder (SUD) Outpatient

499 providers at 339 locations

◆ All providers

## SUD Outpatient

Employee Group

National Proxy Census (Peak Network)

Provider Group

Substance Use Disorder (SUD) Outpatient

15,950 eligible locations

● With access (15,950)

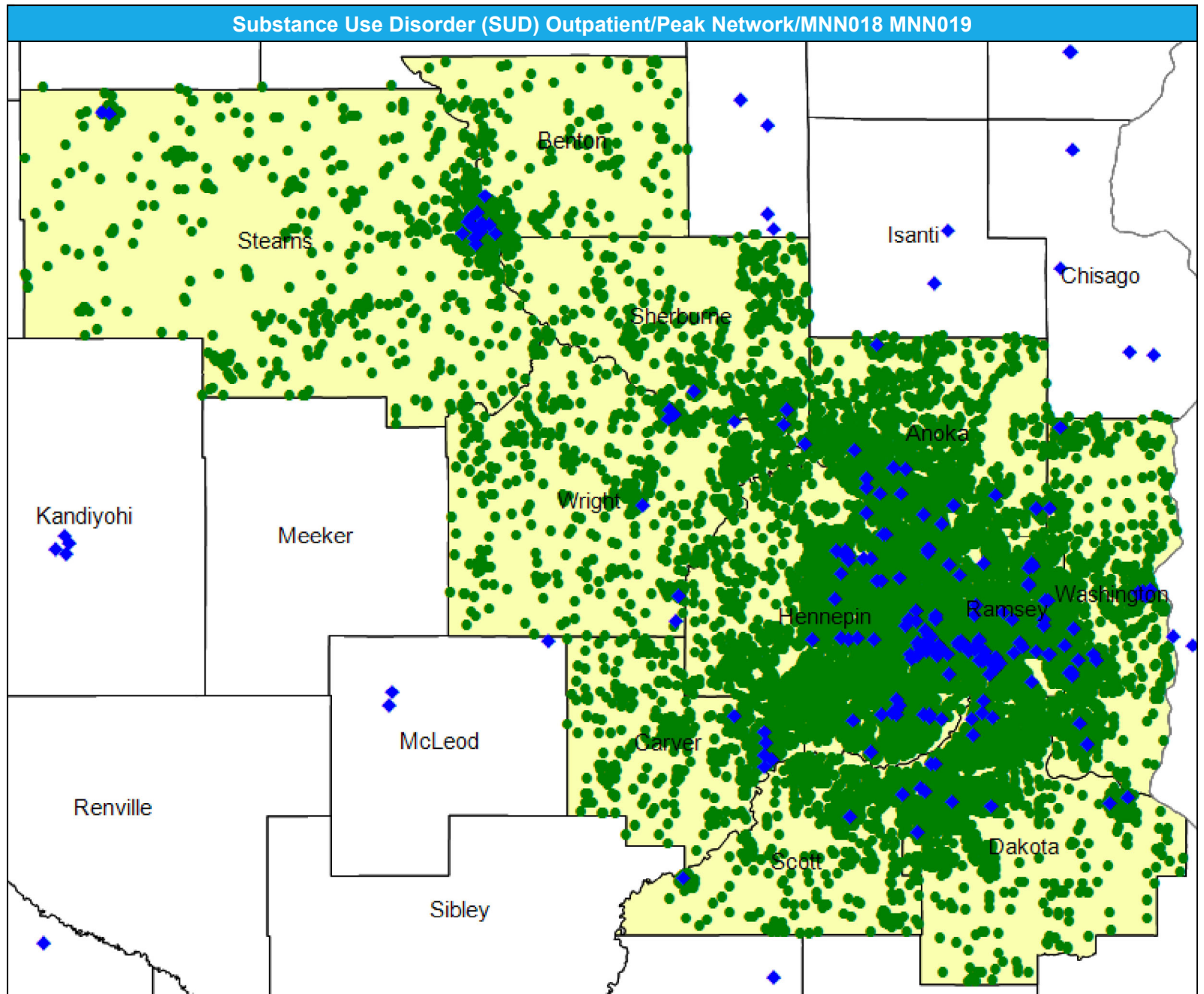
● Without access (0)

The Access Standard is defined as (National Proxy Census (Peak Network)) eligibles accessing:

1 (Substance Use Disorder (SUD) Outpatient) provider in 60 miles or 60 minutes

## Service Areas

■ Peak Network



# Access Detail By County SSA

May 8, 2024

Created by...  
HealthPartners

**Access Analysis**

SUD Outpatient

**Eligible / Provider Groups**

National Proxy Census (Peak Network)

Substance Use Disorder (SUD) Outpatient

<sup>1</sup> The Access Standard is defined as (National Proxy Census (Peak Network)) eligibles accessing:

1 (Substance Use Disorder (SUD) Outpatient) provider in 60 miles or 60 minutes

Substance Use Disorder (SUD) Outpatient/Peak Network/MNN018 MNN019									
State Name	County	County SSA	Eligible	With Access <sup>1</sup>		Without Access <sup>1</sup>		Average Distance	Average Time
			#	#	%	#	%	1	1
Minnesota	Anoka	24010	1,740	1,740	100.0	0	0.0	3.0	3.7
	Benton	24040	243	243	100.0	0	0.0	6.6	7.2
	Carver	24090	795	795	100.0	0	0.0	5.8	6.5
	Dakota	24180	1,818	1,818	100.0	0	0.0	3.2	3.9
	Hennepin	24260	5,098	5,098	100.0	0	0.0	2.3	3.3
	Ramsey	24610	2,586	2,586	100.0	0	0.0	1.3	2.0
	Scott	24690	601	601	100.0	0	0.0	4.4	4.9
	Sherburne	24700	498	498	100.0	0	0.0	5.6	6.1
	Stearns	24720	798	798	100.0	0	0.0	9.8	10.7
	Washington	24810	1,030	1,030	100.0	0	0.0	2.7	3.2
	Wright	24850	743	743	100.0	0	0.0	6.4	7.0
	<b>Grand Totals</b>		<b>15,950</b>	<b>15,950</b>	<b>100.0</b>	<b>0</b>	<b>0.0</b>	<b>3.3</b>	<b>4.1</b>

# Substance Use Disorder (SUD) Inpatient/Peak Network/MNN018 MNN019

May 8, 2024

Created by...  
**HealthPartners**

## Substance Use Disorder (SUD) Inpatient

45 providers at 51 locations

◆ All providers

## SUD Inpatient

Employee Group

National Proxy Census (Peak Network)

Provider Group

Substance Use Disorder (SUD) Inpatient

15,950 eligible locations

● With access (15,950)

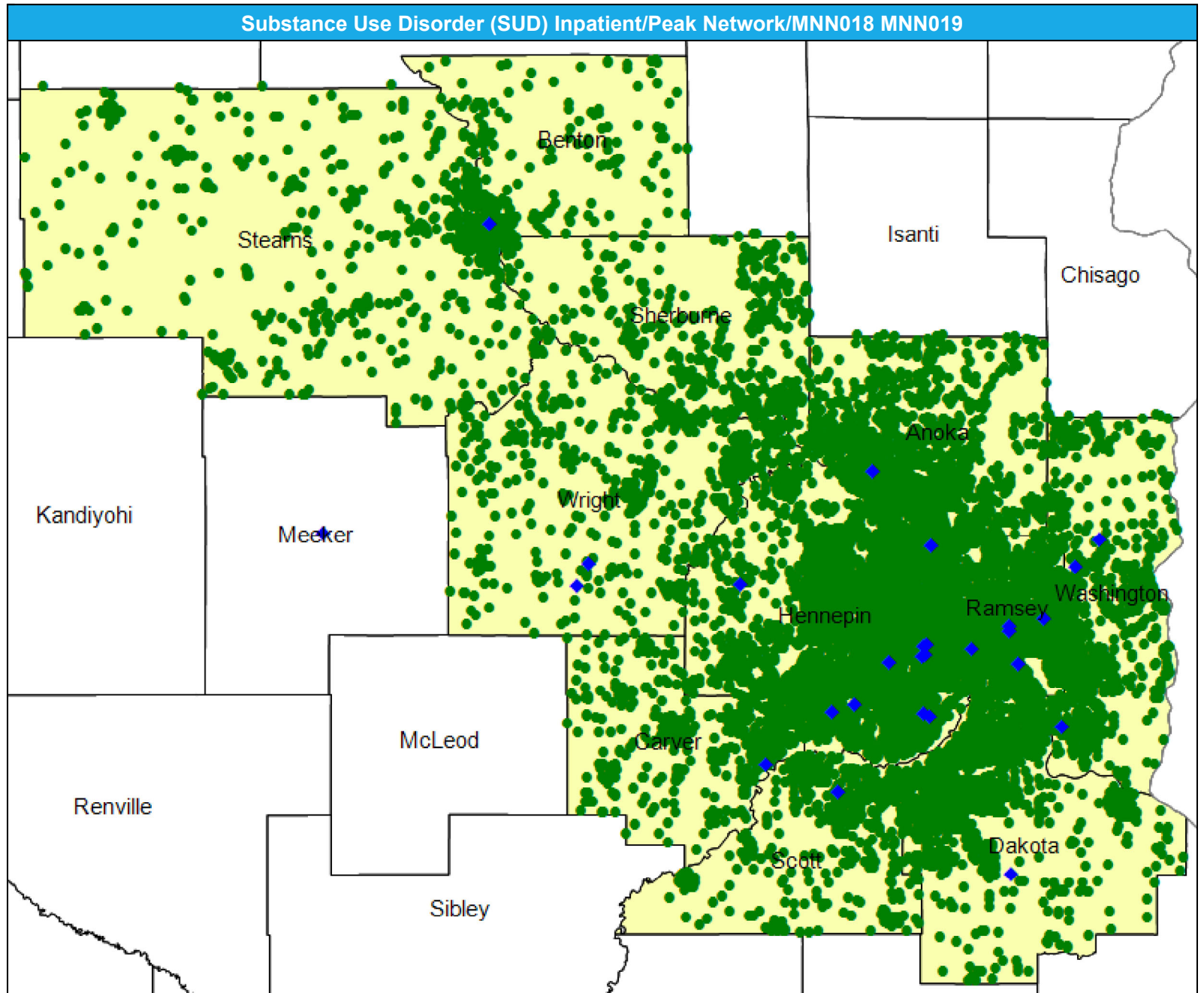
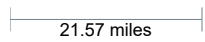
● Without access (0)

The Access Standard is defined as (National Proxy Census (Peak Network)) eligibles accessing:

1 (Substance Use Disorder (SUD) Inpatient) provider in 60 miles or 60 minutes

## Service Areas

■ Peak Network



# Access Detail By County SSA

May 8, 2024

Created by...  
HealthPartners

**Access Analysis**

SUD Inpatient

**Eligible / Provider Groups**

National Proxy Census (Peak Network)

Substance Use Disorder (SUD) Inpatient

<sup>1</sup> The Access Standard is defined as (National Proxy Census (Peak Network)) eligibles accessing:

1 (Substance Use Disorder (SUD) Inpatient) provider in 60 miles or 60 minutes

Substance Use Disorder (SUD) Inpatient/Peak Network/MNN018 MNN019									
State Name	County	County SSA	Eligible	With Access <sup>1</sup>		Without Access <sup>1</sup>		Average Distance	Average Time
			#	#	%	#	%	1	1
Minnesota	Anoka	24010	1,740	1,740	100.0	0	0.0	6.7	8.5
	Benton	24040	243	243	100.0	0	0.0	9.4	11.2
	Carver	24090	795	795	100.0	0	0.0	8.6	9.5
	Dakota	24180	1,818	1,818	100.0	0	0.0	7.8	10.0
	Hennepin	24260	5,098	5,098	100.0	0	0.0	5.0	7.6
	Ramsey	24610	2,586	2,586	100.0	0	0.0	3.0	5.0
	Scott	24690	601	601	100.0	0	0.0	7.6	8.4
	Sherburne	24700	498	498	100.0	0	0.0	19.8	22.0
	Stearns	24720	798	798	100.0	0	0.0	16.1	18.9
	Washington	24810	1,030	1,030	100.0	0	0.0	7.1	8.2
	Wright	24850	743	743	100.0	0	0.0	13.1	14.4
	<b>Grand Totals</b>		<b>15,950</b>	<b>15,950</b>	<b>100.0</b>	<b>0</b>	<b>0.0</b>	<b>7.1</b>	<b>9.1</b>



# Thoracic Surgery/Peak Network/MNN018 MNN019

May 8, 2024

Created by...  
**HealthPartners**

### Thoracic Surgery

45 providers at 36 locations

◆ All providers

### Thoracic Surgery

Employee Group

National Proxy Census (Peak Network)

Provider Group

Thoracic Surgery

15,950 eligible locations

● With access (15,950)

● Without access (0)

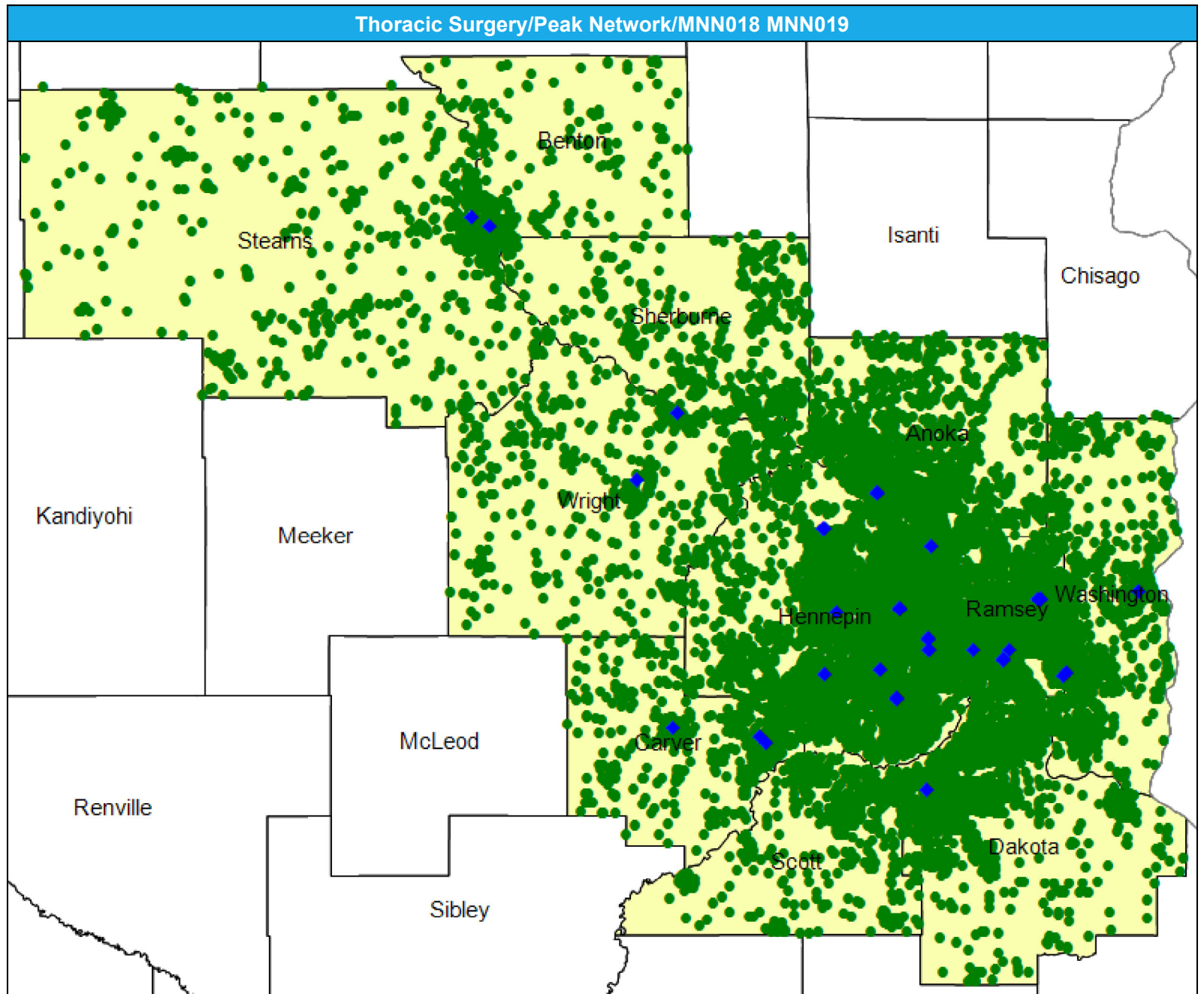
The Access Standard is defined as (National Proxy Census (Peak Network)) eligibles accessing:

1 (Thoracic Surgery) provider in 60 miles or 60 minutes

### Service Areas

■ Peak Network

21.57 miles





# Access Detail By County SSA

May 8, 2024

Created by...  
HealthPartners

**Access Analysis**

Thoracic Surgery

**Eligible / Provider Groups**

National Proxy Census (Peak Network)

Thoracic Surgery

<sup>1</sup> The Access Standard is defined as (National Proxy Census (Peak Network)) eligibles accessing:

1 (Thoracic Surgery) provider in 60 miles or 60 minutes

Thoracic Surgery/Peak Network/MNN018 MNN019									
State Name	County	County SSA	Eligible	With Access <sup>1</sup>		Without Access <sup>1</sup>		Average Distance	Average Time
			#	#	%	#	%	1	1
Minnesota	Anoka	24010	1,740	1,740	100.0	0	0.0	7.3	9.6
	Benton	24040	243	243	100.0	0	0.0	9.3	11.2
	Carver	24090	795	795	100.0	0	0.0	5.4	6.0
	Dakota	24180	1,818	1,818	100.0	0	0.0	7.9	10.1
	Hennepin	24260	5,098	5,098	100.0	0	0.0	3.7	5.8
	Ramsey	24610	2,586	2,586	100.0	0	0.0	3.1	5.1
	Scott	24690	601	601	100.0	0	0.0	10.2	11.7
	Sherburne	24700	498	498	100.0	0	0.0	12.0	13.2
	Stearns	24720	798	798	100.0	0	0.0	15.9	19.0
	Washington	24810	1,030	1,030	100.0	0	0.0	6.9	8.4
	Wright	24850	743	743	100.0	0	0.0	10.1	11.1
<b>Grand Totals</b>			<b>15,950</b>	<b>15,950</b>	<b>100.0</b>	<b>0</b>	<b>0.0</b>	<b>6.3</b>	<b>8.2</b>

# Urology/Peak Network/MNN018 MNN019

May 8, 2024

Created by...  
**HealthPartners**

### Urology

89 providers at 56 locations

- ◆ All providers

### Urology

Employee Group

National Proxy Census (Peak Network)

Provider Group

Urology

15,950 eligible locations

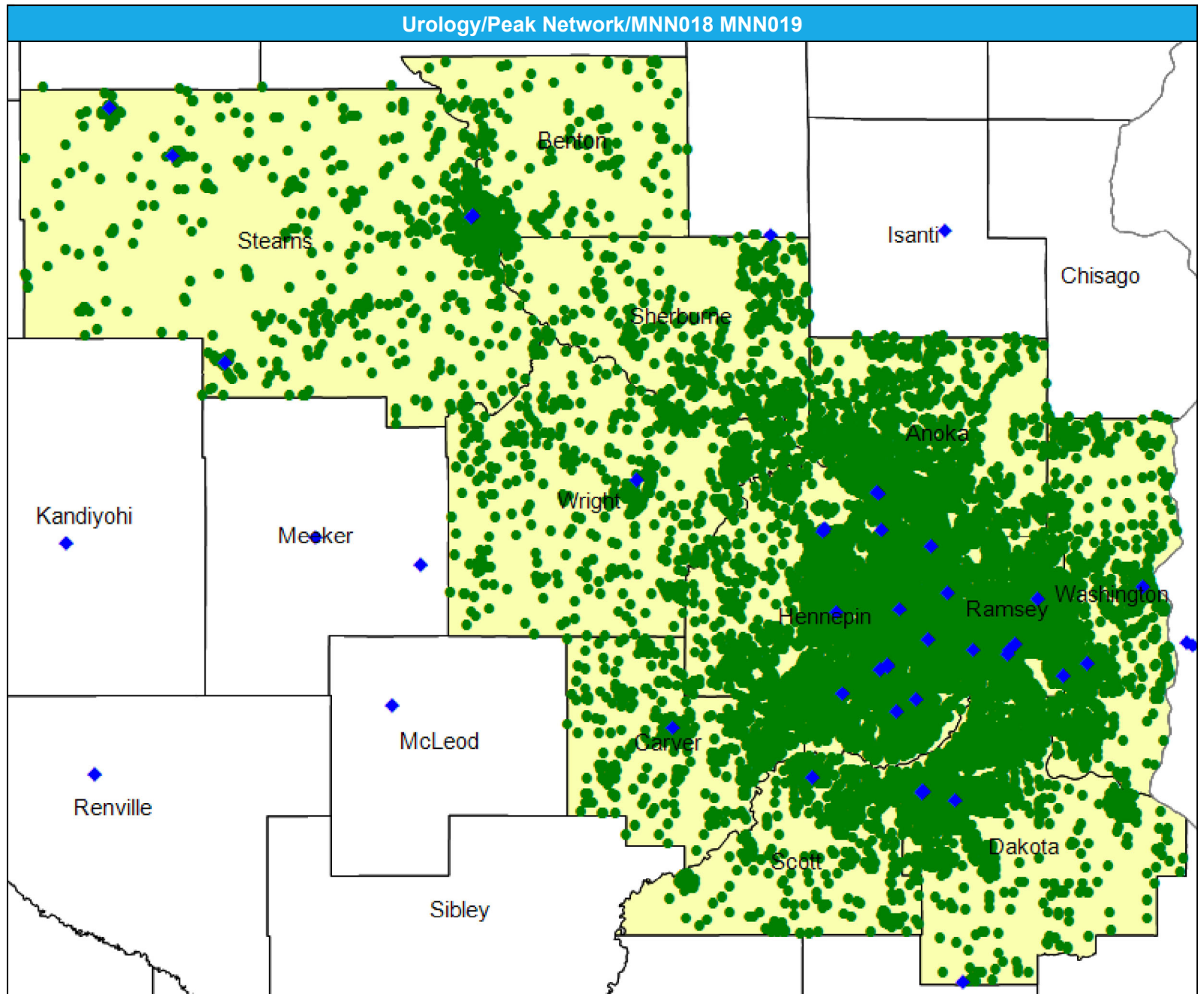
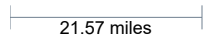
- With access (15,950)
- Without access (0)

The Access Standard is defined as (National Proxy Census (Peak Network)) eligibles accessing:

1 (Urology) provider in 60 miles or 60 minutes

### Service Areas

- Peak Network



# Access Detail By County SSA

May 8, 2024

Created by...  
HealthPartners

**Access Analysis**

Urology

**Eligible / Provider Groups**

National Proxy Census (Peak Network)

Urology

<sup>1</sup> The Access Standard is defined as (National Proxy Census (Peak Network)) eligibles accessing:

<sup>1</sup> (Urology) provider in 60 miles or 60 minutes

Urology/Peak Network/MNN018 MNN019									
State Name	County	County SSA	Eligible	With Access <sup>1</sup>		Without Access <sup>1</sup>		Average Distance	Average Time
			#	#	%	#	%	1	1
Minnesota	Anoka	24010	1,740	1,740	100.0	0	0.0	6.9	8.9
	Benton	24040	243	243	100.0	0	0.0	9.6	10.5
	Carver	24090	795	795	100.0	0	0.0	7.4	8.6
	Dakota	24180	1,818	1,818	100.0	0	0.0	6.3	8.6
	Hennepin	24260	5,098	5,098	100.0	0	0.0	3.6	5.6
	Ramsey	24610	2,586	2,586	100.0	0	0.0	2.8	4.6
	Scott	24690	601	601	100.0	0	0.0	7.8	8.8
	Sherburne	24700	498	498	100.0	0	0.0	13.0	14.4
	Stearns	24720	798	798	100.0	0	0.0	7.9	8.6
	Washington	24810	1,030	1,030	100.0	0	0.0	6.3	7.7
	Wright	24850	743	743	100.0	0	0.0	10.6	11.7
<b>Grand Totals</b>			<b>15,950</b>	<b>15,950</b>	<b>100.0</b>	<b>0</b>	<b>0.0</b>	<b>5.6</b>	<b>7.3</b>

# Vascular Surgery/Peak Network/MNN018 MNN019

May 8, 2024

Created by...  
**HealthPartners**

### Vascular Surgery

79 providers at 59 locations

◆ All providers

### Vascular Surgery

Employee Group

National Proxy Census (Peak Network)

Provider Group

Vascular Surgery

15,950 eligible locations

● With access (15,950)

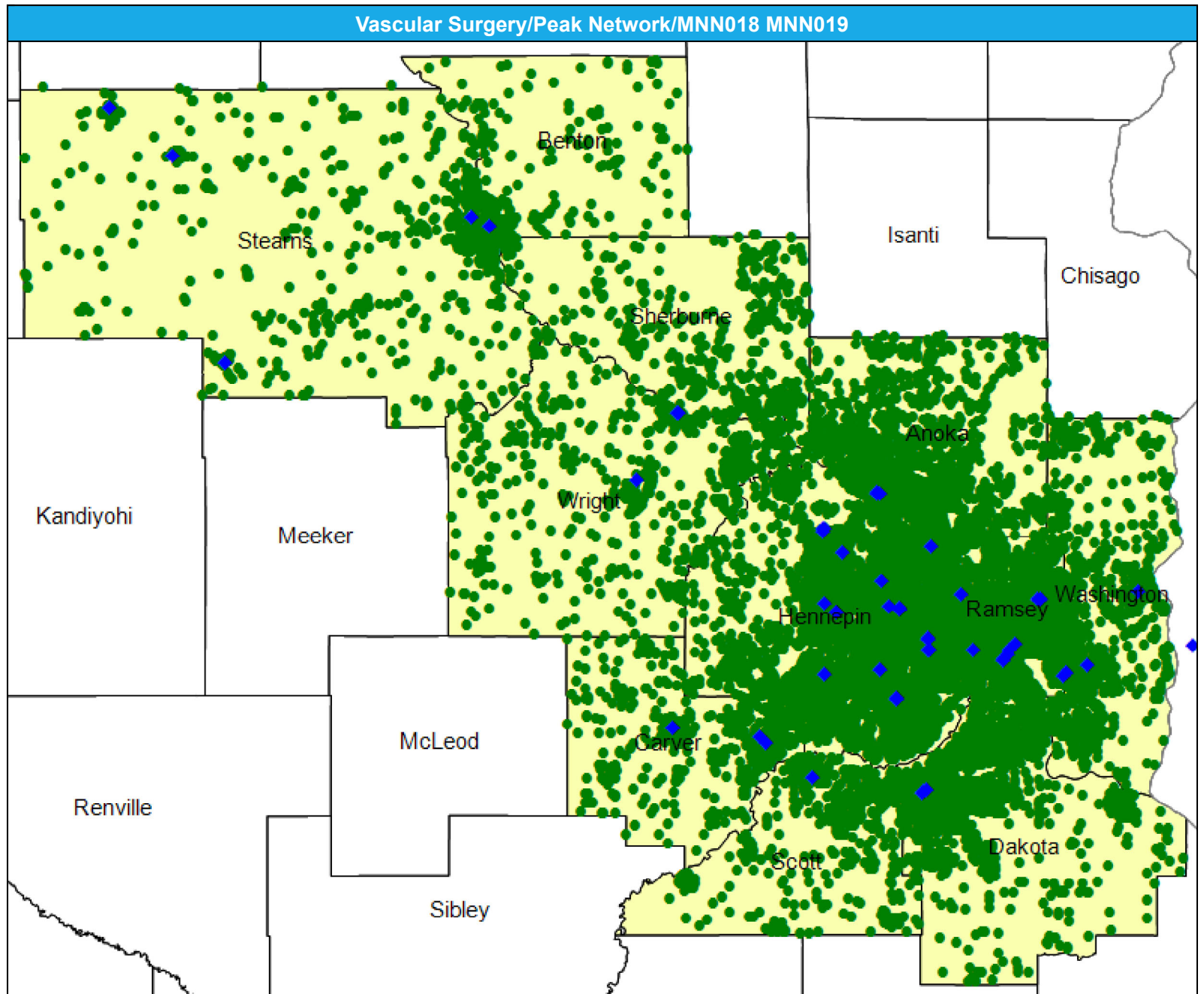

● Without access (0)

The Access Standard is defined as (National Proxy Census (Peak Network)) eligibles accessing:

1 (Vascular Surgery) provider in 60 miles or 60 minutes

### Service Areas

■ Peak Network



# Access Detail By County SSA

May 8, 2024

Created by...  
HealthPartners

**Access Analysis**

Vascular Surgery

**Eligible / Provider Groups**

National Proxy Census (Peak Network)

Vascular Surgery

<sup>1</sup> The Access Standard is defined as (National Proxy Census (Peak Network)) eligibles accessing:

1 (Vascular Surgery) provider in 60 miles or 60 minutes

Vascular Surgery/Peak Network/MNN018 MNN019									
State Name	County	County SSA	Eligible	With Access <sup>1</sup>		Without Access <sup>1</sup>		Average Distance	Average Time
			#	#	%	#	%	1	1
Minnesota	Anoka	24010	1,740	1,740	100.0	0	0.0	7.1	9.3
	Benton	24040	243	243	100.0	0	0.0	9.3	11.2
	Carver	24090	795	795	100.0	0	0.0	5.4	6.0
	Dakota	24180	1,818	1,818	100.0	0	0.0	7.7	9.9
	Hennepin	24260	5,098	5,098	100.0	0	0.0	3.3	5.1
	Ramsey	24610	2,586	2,586	100.0	0	0.0	2.7	4.3
	Scott	24690	601	601	100.0	0	0.0	7.8	8.9
	Sherburne	24700	498	498	100.0	0	0.0	12.0	13.2
	Stearns	24720	798	798	100.0	0	0.0	7.5	8.5
	Washington	24810	1,030	1,030	100.0	0	0.0	6.3	7.7
Wright	24850	743	743	100.0	0	0.0	10.1	11.1	
<b>Grand Totals</b>			<b>15,950</b>	<b>15,950</b>	<b>100.0</b>	<b>0</b>	<b>0.0</b>	<b>5.5</b>	<b>7.1</b>



# Home Health Care Agency/Peak Network/MNN018 MNN019

May 8, 2024

Created by...  
HealthPartners

**Home Health Care Agency**  
134 providers at 170 locations

◆ All providers

**Service Areas**  
■ Peak Network

21.57 miles

