

Network Analysis

MN Exchange

Delta Dental PPO/Premier Network

September 5, 2024

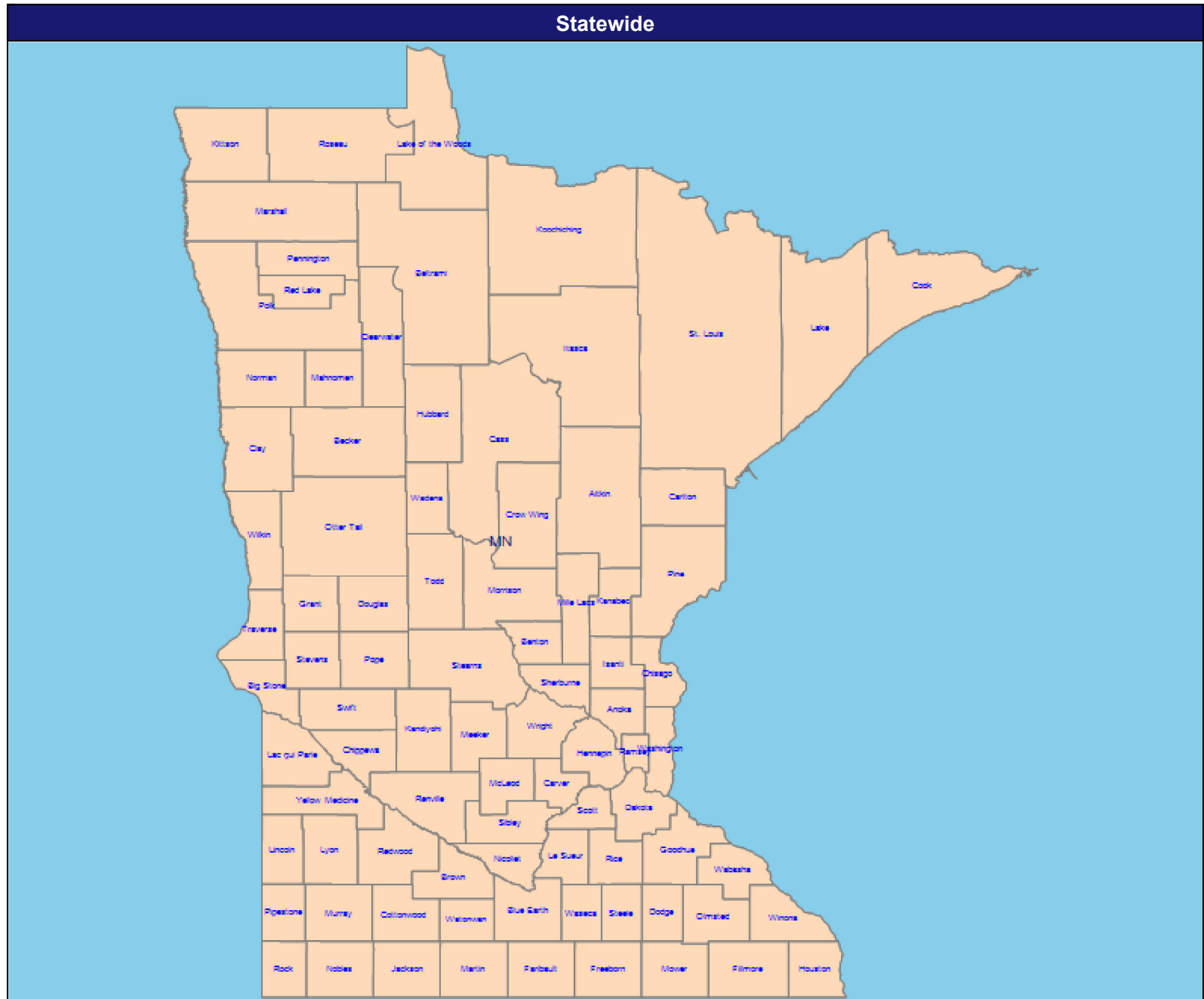
Map

September 5, 2024

Service Areas

Statewide

62.04 miles



Map

September 5, 2024

2024 Census Data to 1 General Practitioner within 60 min/60 miles

Employee Group
2024 Census Data

Provider Group
General Dentists - PPO/Premier Network

35,677 employee locations

- ◆ With access (35,605)
- Without access (72)

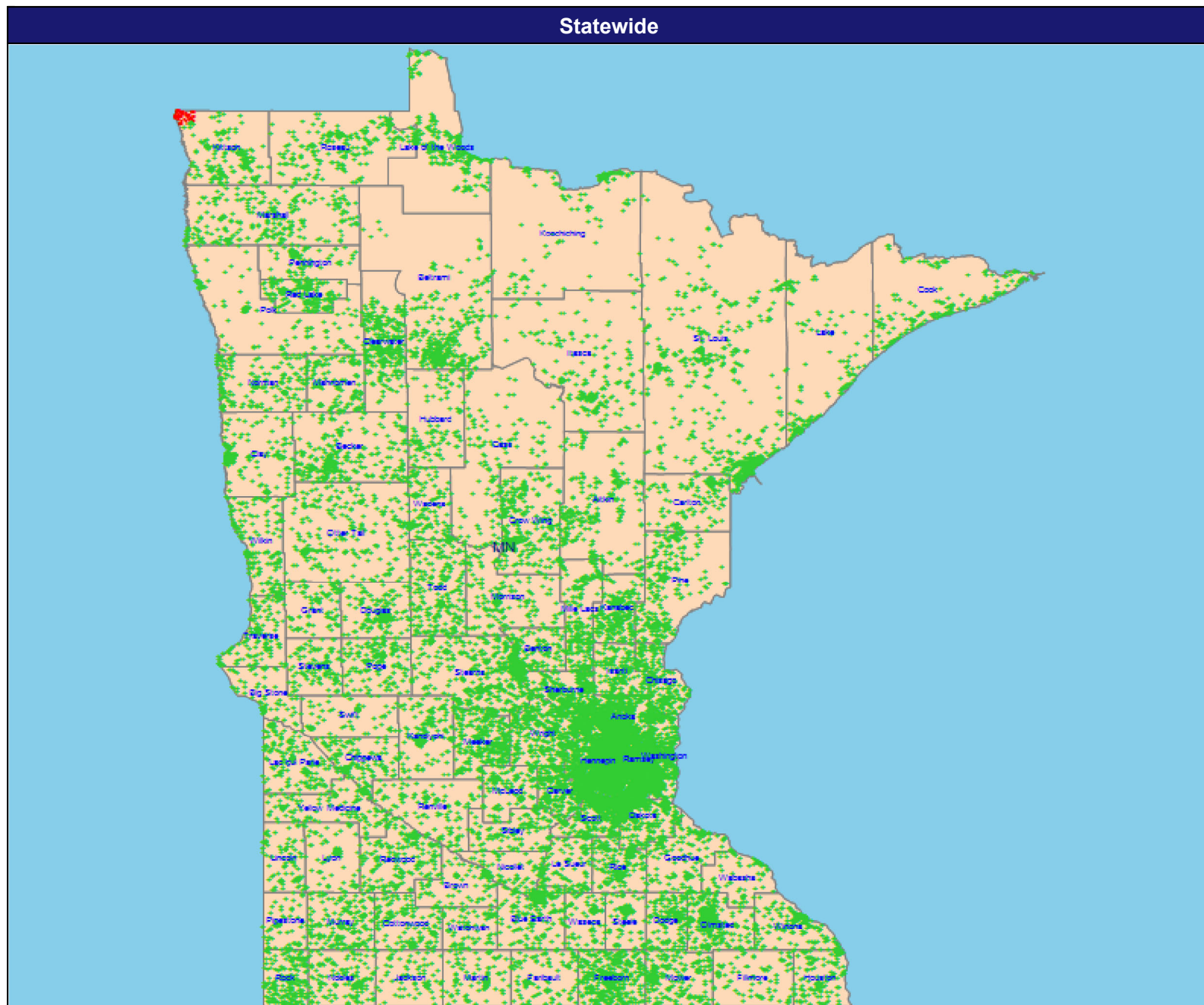
The Access Standard is defined as (2024 Census Data) employees accessing:

1 (General Dentists - PPO/Premier Network) provider in 60 miles and 60 minutes

Service Areas

- Statewide

62.04 miles



Access Overview

September 5, 2024

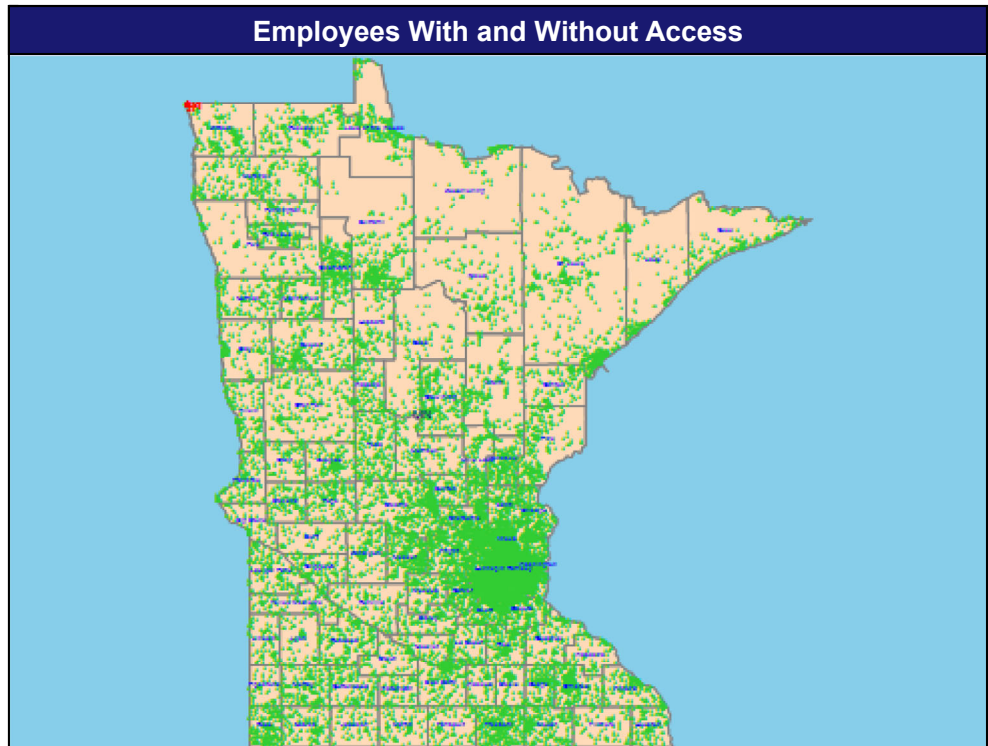

Access Analysis
2024 Census Data to 1 General Practitioner within 60 min/60 miles

Employee / Provider Groups
2024 Census Data
General Dentists - PPO/Premier Network

Access Map
Employee locations
◆ With access
● Without access

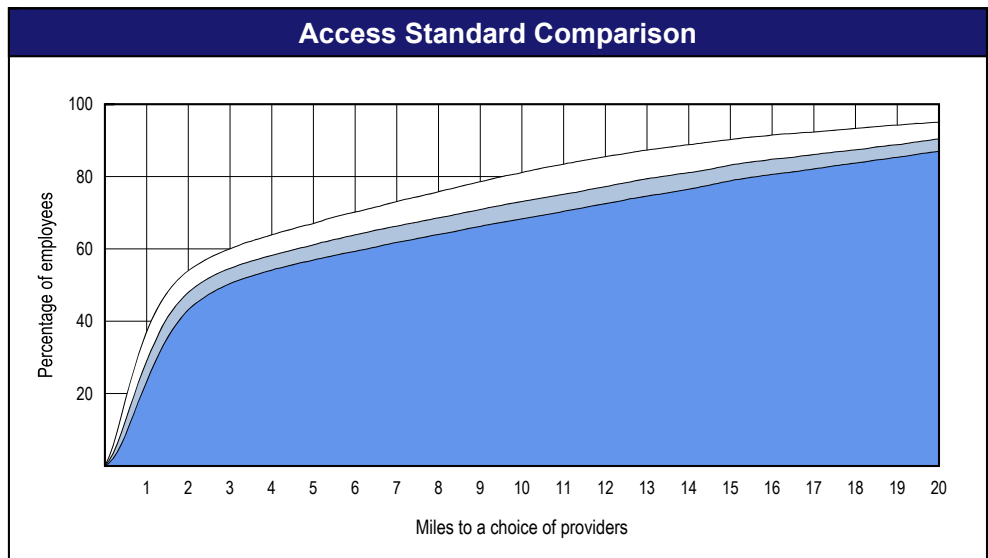
Comparison Graph
Percent of employees with access to a choice of providers over miles
□ 1st closest
■ 2nd closest
■ 3rd closest

¹ The Access Standard is defined as (2024 Census Data) employees accessing:
1 (General Dentists - PPO/Premier Network) provider in 60 miles and 60 minutes



Distances/Times

	Average
Distance/Time to 1st closest provider	5.4 miles 6.0 mins
Distance/Time to 2nd closest provider	7.1 miles 7.9 mins
Distance/Time to 3rd closest provider	8.5 miles 9.4 mins



Access Summary By County

September 5, 2024

Access Analysis
2024 Census Data to 1 General Practitioner within 60 min/60 miles

Employee Group
2024 Census Data

Provider Group
General Dentists - PPO/Premier Network

Areas With Access
Top 36 Counties in the market, sorted by the number of employees with access

¹ The Access Standard is defined as (2024 Census Data) employees accessing:
1 (General Dentists - PPO/Premier Network) provider in 60 miles and 60 minutes

² Provider counts represent:
#: Provider access points

Employees With Access			
Employee Group	35,677 employees 35,605 (99.8%) employees with access	Provider Group	2,229 unique providers at 956 unique locations (2,714 total access points)

Key Geographic Areas								
County	Employee	Provider	With Access ¹		Counts ²	Maximum Distance	Maximum Time	
	#	Group	#	%	#	1	1	
With Access	Hennepin, MN	5,098	General Dentists - PPO/Premier Network	5,098	100.0	717	5.7	6.2
	Ramsey, MN	2,586	General Dentists - PPO/Premier Network	2,586	100.0	291	3.0	4.1
	Dakota, MN	1,818	General Dentists - PPO/Premier Network	1,818	100.0	234	11.8	12.8
	Anoka, MN	1,740	General Dentists - PPO/Premier Network	1,740	100.0	149	11.3	12.3
	Washington, MN	1,030	General Dentists - PPO/Premier Network	1,030	100.0	123	8.9	10.6
	St. Louis, MN	919	General Dentists - PPO/Premier Network	919	100.0	109	34.1	37.2
	Stearns, MN	798	General Dentists - PPO/Premier Network	798	100.0	58	14.2	15.4
	Carver, MN	795	General Dentists - PPO/Premier Network	795	100.0	55	7.9	8.6
	Wright, MN	743	General Dentists - PPO/Premier Network	743	100.0	62	9.3	10.1
	Olmsted, MN	706	General Dentists - PPO/Premier Network	706	100.0	80	14.8	16.1
	Freeborn, MN	668	General Dentists - PPO/Premier Network	668	100.0	1	20.1	21.9
	Scott, MN	601	General Dentists - PPO/Premier Network	601	100.0	69	9.1	10.5
	Meeker, MN	512	General Dentists - PPO/Premier Network	512	100.0	7	15.3	16.6
	Sherburne, MN	498	General Dentists - PPO/Premier Network	498	100.0	39	12.9	14.0
	Mower, MN	458	General Dentists - PPO/Premier Network	458	100.0	4	23.4	25.5
	Beltrami, MN	450	General Dentists - PPO/Premier Network	450	100.0	31	40.9	44.6
	Rock, MN	440	General Dentists - PPO/Premier Network	440	100.0	1	18.7	20.4
	Marshall, MN	388	General Dentists - PPO/Premier Network	388	100.0	1	35.9	39.1
	Clearwater, MN	387	General Dentists - PPO/Premier Network	387	100.0	1	25.9	28.2
	Becker, MN	364	General Dentists - PPO/Premier Network	364	100.0	14	22.9	24.9
	Crow Wing, MN	348	General Dentists - PPO/Premier Network	348	100.0	57	19.9	21.7
	Blue Earth, MN	347	General Dentists - PPO/Premier Network	347	100.0	28	13.8	15.0
	Kanabec, MN	347	General Dentists - PPO/Premier Network	347	100.0	7	15.4	16.8
	Roseau, MN	347	General Dentists - PPO/Premier Network	347	100.0	8	36.1	39.3
	Red Lake, MN	346	General Dentists - PPO/Premier Network	346	100.0	0	26.1	28.4
	Lake of the Woods, MN	339	General Dentists - PPO/Premier Network	339	100.0	0	52.1	56.8
	Redwood, MN	335	General Dentists - PPO/Premier Network	335	100.0	4	21.9	23.8
	Clay, MN	324	General Dentists - PPO/Premier Network	324	100.0	19	17.6	19.2
	Murray, MN	321	General Dentists - PPO/Premier Network	321	100.0	1	18.8	20.5
	Rice, MN	308	General Dentists - PPO/Premier Network	308	100.0	26	11.5	12.5
	Mille Lacs, MN	305	General Dentists - PPO/Premier Network	305	100.0	10	20.2	22.0
	Otter Tail, MN	302	General Dentists - PPO/Premier Network	302	100.0	32	20.9	22.8
	Pine, MN	298	General Dentists - PPO/Premier Network	298	100.0	7	18.8	20.5
	Aitkin, MN	287	General Dentists - PPO/Premier Network	287	100.0	6	27.5	30.0
	Norman, MN	286	General Dentists - PPO/Premier Network	286	100.0	6	24.8	27.0
	Todd, MN	286	General Dentists - PPO/Premier Network	286	100.0	8	16.0	17.4

Access Detail By County

September 5, 2024

Access Analysis
 2024 Census Data to 1 General Practitioner within 60 min/60 miles
 Employee / Provider Groups
 2024 Census Data
 General Dentists - PPO/Premier Network

¹ The Access Standard is defined as (2024 Census Data) employees accessing:
 1 (General Dentists - PPO/Premier Network) provider in 60 miles and 60 minutes

Employees With and Without Access									
County	Employee	Provider	Counts	With Access ¹		Without Access ¹		Maximum Distance	Maximum Time
	#	Group	#	#	%	#	%	1	1
Aitkin, MN	287	General Dentists - PPO/Premier N...	6	287	100.0	0	0.0	27.5	30.0
Anoka, MN	1,740	General Dentists - PPO/Premier N...	149	1,740	100.0	0	0.0	11.3	12.3
Becker, MN	364	General Dentists - PPO/Premier N...	14	364	100.0	0	0.0	22.9	24.9
Beltrami, MN	450	General Dentists - PPO/Premier N...	31	450	100.0	0	0.0	40.9	44.6
Benton, MN	243	General Dentists - PPO/Premier N...	12	243	100.0	0	0.0	12.4	13.5
Big Stone, MN	101	General Dentists - PPO/Premier N...	3	101	100.0	0	0.0	26.4	28.8
Blue Earth, MN	347	General Dentists - PPO/Premier N...	28	347	100.0	0	0.0	13.8	15.0
Brown, MN	135	General Dentists - PPO/Premier N...	9	135	100.0	0	0.0	12.9	14.0
Carlton, MN	180	General Dentists - PPO/Premier N...	17	180	100.0	0	0.0	16.7	18.2
Carver, MN	795	General Dentists - PPO/Premier N...	55	795	100.0	0	0.0	7.9	8.6
Cass, MN	144	General Dentists - PPO/Premier N...	10	144	100.0	0	0.0	28.3	30.8
Chippewa, MN	266	General Dentists - PPO/Premier N...	5	266	100.0	0	0.0	21.2	23.1
Chisago, MN	271	General Dentists - PPO/Premier N...	33	271	100.0	0	0.0	10.9	11.8
Clay, MN	324	General Dentists - PPO/Premier N...	19	324	100.0	0	0.0	17.6	19.2
Clearwater, MN	387	General Dentists - PPO/Premier N...	1	387	100.0	0	0.0	25.9	28.2
Cook, MN	212	General Dentists - PPO/Premier N...	2	212	100.0	0	0.0	46.8	51.0
Cottonwood, MN	255	General Dentists - PPO/Premier N...	3	255	100.0	0	0.0	23.4	25.5
Crow Wing, MN	348	General Dentists - PPO/Premier N...	57	348	100.0	0	0.0	19.9	21.7
Dakota, MN	1,818	General Dentists - PPO/Premier N...	234	1,818	100.0	0	0.0	11.8	12.8
Dodge, MN	218	General Dentists - PPO/Premier N...	1	218	100.0	0	0.0	13.9	15.1
Douglas, MN	191	General Dentists - PPO/Premier N...	21	191	100.0	0	0.0	20.3	22.1
Faribault, MN	151	General Dentists - PPO/Premier N...	4	151	100.0	0	0.0	18.9	20.6
Fillmore, MN	112	General Dentists - PPO/Premier N...	4	112	100.0	0	0.0	21.5	23.4
Freeborn, MN	668	General Dentists - PPO/Premier N...	1	668	100.0	0	0.0	20.1	21.9
Goodhue, MN	227	General Dentists - PPO/Premier N...	23	227	100.0	0	0.0	12.3	13.4
Grant, MN	127	General Dentists - PPO/Premier N...	1	127	100.0	0	0.0	20.1	21.9
Hennepin, MN	5,098	General Dentists - PPO/Premier N...	717	5,098	100.0	0	0.0	5.7	6.2
Houston, MN	192	General Dentists - PPO/Premier N...	5	192	100.0	0	0.0	17.0	18.5
Hubbard, MN	110	General Dentists - PPO/Premier N...	8	110	100.0	0	0.0	21.2	23.1
Isanti, MN	226	General Dentists - PPO/Premier N...	31	226	100.0	0	0.0	12.2	13.3
Itasca, MN	216	General Dentists - PPO/Premier N...	19	216	100.0	0	0.0	35.6	38.8
Jackson, MN	107	General Dentists - PPO/Premier N...	3	107	100.0	0	0.0	18.9	20.6
Kanabec, MN	347	General Dentists - PPO/Premier N...	7	347	100.0	0	0.0	15.4	16.8
Kandiyohi, MN	231	General Dentists - PPO/Premier N...	22	231	100.0	0	0.0	17.6	19.2
Kittson, MN	356	General Dentists - PPO/Premier N...	0	284	79.8	72	20.2	62.6	68.2
Koochiching, MN	219	General Dentists - PPO/Premier N...	4	219	100.0	0	0.0	46.9	51.1
Lac qui Parle, MN	265	General Dentists - PPO/Premier N...	3	265	100.0	0	0.0	18.5	20.1
Lake of the Woods, MN	339	General Dentists - PPO/Premier N...	0	339	100.0	0	0.0	52.1	56.8
Lake, MN	213	General Dentists - PPO/Premier N...	3	213	100.0	0	0.0	33.9	36.9
Le Sueur, MN	145	General Dentists - PPO/Premier N...	14	145	100.0	0	0.0	9.9	10.8

Access Detail By County

September 5, 2024

Access Analysis
 2024 Census Data to 1 General Practitioner within 60 min/60 miles
 Employee / Provider Groups
 2024 Census Data
 General Dentists - PPO/Premier Network

¹ The Access Standard is defined as (2024 Census Data) employees accessing:
 1 (General Dentists - PPO/Premier Network) provider in 60 miles and 60 minutes

Employees With and Without Access									
County	Employee	Provider	Counts	With Access ¹		Without Access ¹		Maximum Distance	Maximum Time
	#	Group	#	#	%	#	%	1	1
Lincoln, MN	118	General Dentists - PPO/Premier N...	1	118	100.0	0	0.0	24.3	26.5
Lyon, MN	136	General Dentists - PPO/Premier N...	5	136	100.0	0	0.0	15.2	16.5
Mahnomen, MN	220	General Dentists - PPO/Premier N...	0	220	100.0	0	0.0	25.4	27.7
Marshall, MN	388	General Dentists - PPO/Premier N...	1	388	100.0	0	0.0	35.9	39.1
Martin, MN	200	General Dentists - PPO/Premier N...	10	200	100.0	0	0.0	19.1	20.8
McLeod, MN	199	General Dentists - PPO/Premier N...	22	199	100.0	0	0.0	12.5	13.6
Meeke, MN	512	General Dentists - PPO/Premier N...	7	512	100.0	0	0.0	15.3	16.6
Mille Lacs, MN	305	General Dentists - PPO/Premier N...	10	305	100.0	0	0.0	20.2	22.0
Morrison, MN	187	General Dentists - PPO/Premier N...	19	187	100.0	0	0.0	20.0	21.8
Mower, MN	458	General Dentists - PPO/Premier N...	4	458	100.0	0	0.0	23.4	25.5
Murray, MN	321	General Dentists - PPO/Premier N...	1	321	100.0	0	0.0	18.8	20.5
Nicollet, MN	161	General Dentists - PPO/Premier N...	11	161	100.0	0	0.0	13.5	14.7
Nobles, MN	268	General Dentists - PPO/Premier N...	9	268	100.0	0	0.0	19.2	20.9
Norman, MN	286	General Dentists - PPO/Premier N...	6	286	100.0	0	0.0	24.8	27.0
Olmsted, MN	706	General Dentists - PPO/Premier N...	80	706	100.0	0	0.0	14.8	16.1
Otter Tail, MN	302	General Dentists - PPO/Premier N...	32	302	100.0	0	0.0	20.9	22.8
Pennington, MN	145	General Dentists - PPO/Premier N...	6	145	100.0	0	0.0	25.1	27.3
Pine, MN	298	General Dentists - PPO/Premier N...	7	298	100.0	0	0.0	18.8	20.5
Pipestone, MN	106	General Dentists - PPO/Premier N...	3	106	100.0	0	0.0	17.2	18.7
Polk, MN	156	General Dentists - PPO/Premier N...	10	156	100.0	0	0.0	25.6	27.9
Pope, MN	232	General Dentists - PPO/Premier N...	3	232	100.0	0	0.0	17.5	19.0
Ramsey, MN	2,586	General Dentists - PPO/Premier N...	291	2,586	100.0	0	0.0	3.0	4.1
Red Lake, MN	346	General Dentists - PPO/Premier N...	0	346	100.0	0	0.0	26.1	28.4
Redwood, MN	335	General Dentists - PPO/Premier N...	4	335	100.0	0	0.0	21.9	23.8
Renville, MN	157	General Dentists - PPO/Premier N...	4	157	100.0	0	0.0	18.3	19.9
Rice, MN	308	General Dentists - PPO/Premier N...	26	308	100.0	0	0.0	11.5	12.5
Rock, MN	440	General Dentists - PPO/Premier N...	1	440	100.0	0	0.0	18.7	20.4
Roseau, MN	347	General Dentists - PPO/Premier N...	8	347	100.0	0	0.0	36.1	39.3
Scott, MN	601	General Dentists - PPO/Premier N...	69	601	100.0	0	0.0	9.1	10.5
Sherburne, MN	498	General Dentists - PPO/Premier N...	39	498	100.0	0	0.0	12.9	14.0
Sibley, MN	167	General Dentists - PPO/Premier N...	3	167	100.0	0	0.0	14.7	16.0
St. Louis, MN	919	General Dentists - PPO/Premier N...	109	919	100.0	0	0.0	34.1	37.2
Stearns, MN	798	General Dentists - PPO/Premier N...	58	798	100.0	0	0.0	14.2	15.4
Steele, MN	191	General Dentists - PPO/Premier N...	22	191	100.0	0	0.0	11.7	12.7
Stevens, MN	199	General Dentists - PPO/Premier N...	2	199	100.0	0	0.0	21.1	23.0
Swift, MN	102	General Dentists - PPO/Premier N...	4	102	100.0	0	0.0	17.9	19.5
Todd, MN	286	General Dentists - PPO/Premier N...	8	286	100.0	0	0.0	16.0	17.4
Traverse, MN	259	General Dentists - PPO/Premier N...	1	259	100.0	0	0.0	28.8	31.4
Wabasha, MN	104	General Dentists - PPO/Premier N...	10	104	100.0	0	0.0	17.2	18.7
Wadena, MN	167	General Dentists - PPO/Premier N...	7	167	100.0	0	0.0	19.1	20.8

Access Detail By County

September 5, 2024

Access Analysis
 2024 Census Data to 1 General Practitioner within 60 min/60 miles
 Employee / Provider Groups
 2024 Census Data
 General Dentists - PPO/Premier Network

¹ The Access Standard is defined as (2024 Census Data) employees accessing:
 1 (General Dentists - PPO/Premier Network) provider in 60 miles and 60 minutes

Employees With and Without Access									
County	Employee	Provider	Counts	With Access ¹		Without Access ¹		Maximum Distance	Maximum Time
	#	Group	#	#	%	#	%	1	1
Waseca, MN	106	General Dentists - PPO/Premier N...	8	106	100.0	0	0.0	14.7	16.0
Washington, MN	1,030	General Dentists - PPO/Premier N...	123	1,030	100.0	0	0.0	8.9	10.6
Watonwan, MN	131	General Dentists - PPO/Premier N...	6	131	100.0	0	0.0	16.6	18.1
Wilkin, MN	282	General Dentists - PPO/Premier N...	0	282	100.0	0	0.0	27.4	29.8
Winona, MN	247	General Dentists - PPO/Premier N...	20	247	100.0	0	0.0	16.2	17.6
Wright, MN	743	General Dentists - PPO/Premier N...	62	743	100.0	0	0.0	9.3	10.1
Yellow Medicine, MN	199	General Dentists - PPO/Premier N...	3	199	100.0	0	0.0	18.7	20.4
Grand Totals	35,677	General Dentists - PPO/Premier N...	2,714	35,605	99.8	72	0.2	62.6	68.2