



Access to Hospital Birth Services in Rural Minnesota - A Data Short Take -

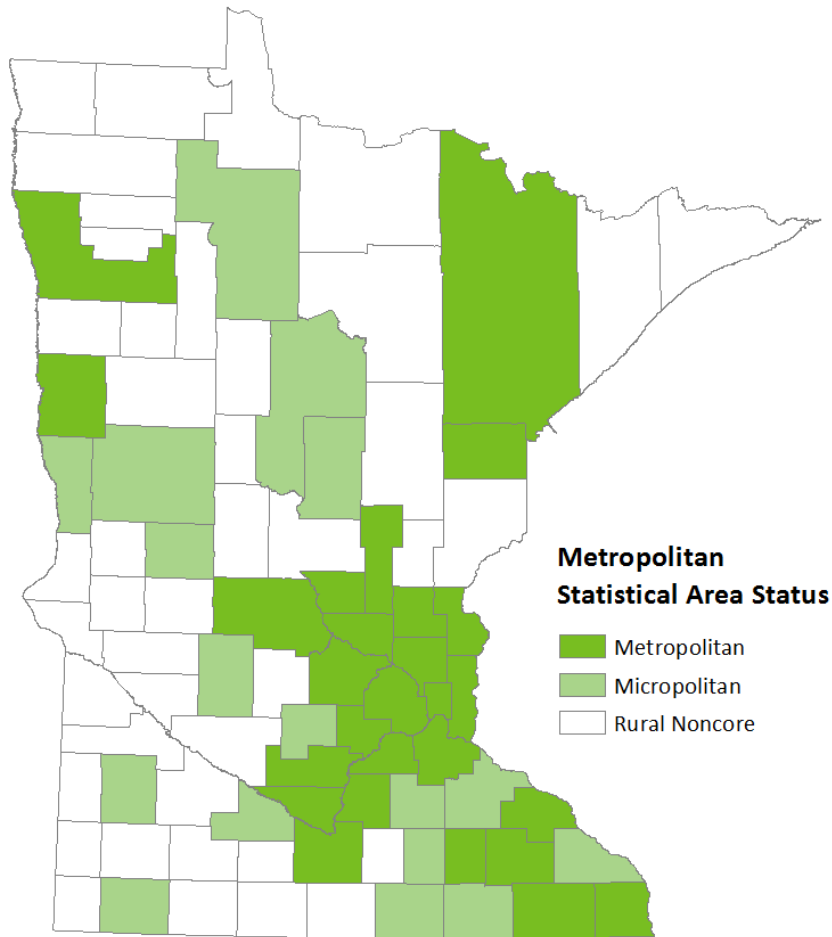
Health Economics Program

September | 2017

Community Hospital Birth Services

- The number of community hospitals in Minnesota decreased 5.8 percent between 2000 and 2015.
 - There were 130 community hospitals in 2016
 - At least four of the 130 hospitals operated two campuses under one license (year of change):
 - University of Minnesota Medical Center – Fairview, Minneapolis (1997)
 - Children’s Hospitals and Clinics of Minnesota, Minneapolis and St. Paul (2011)
 - Mayo Clinic Hospital – Rochester, Rochester (2014)
 - Mayo Clinic Health System – Albert Lea, Austin and Albert Lea (2015)
- The number of community hospitals that offered birth services decreased three times as much, or 17.9 percent, during the same time period.
- See the following slides for our analysis; we categorized hospitals as metropolitan, micropolitan, or rural non-core based on their county.

Number of Community Hospitals in Minnesota, 2000 to 2015

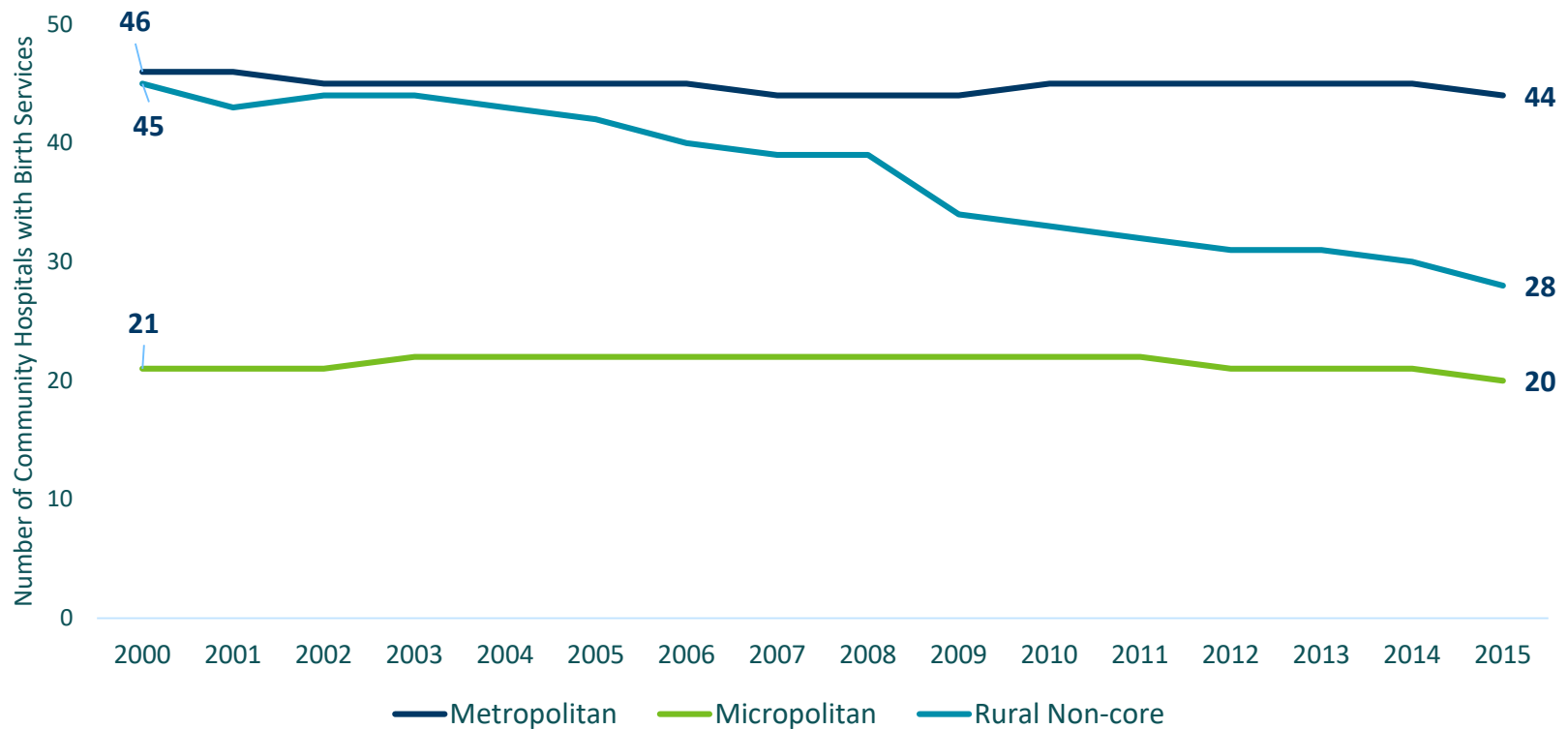


Number of Community Hospitals			
County Designation	2000	2015	Percent Change
Metropolitan	58	56	-3.4%
Micropolitan	26	23	-11.5%
Rural Non-core	55	52	-5.5%
Total	139	131	-5.8%

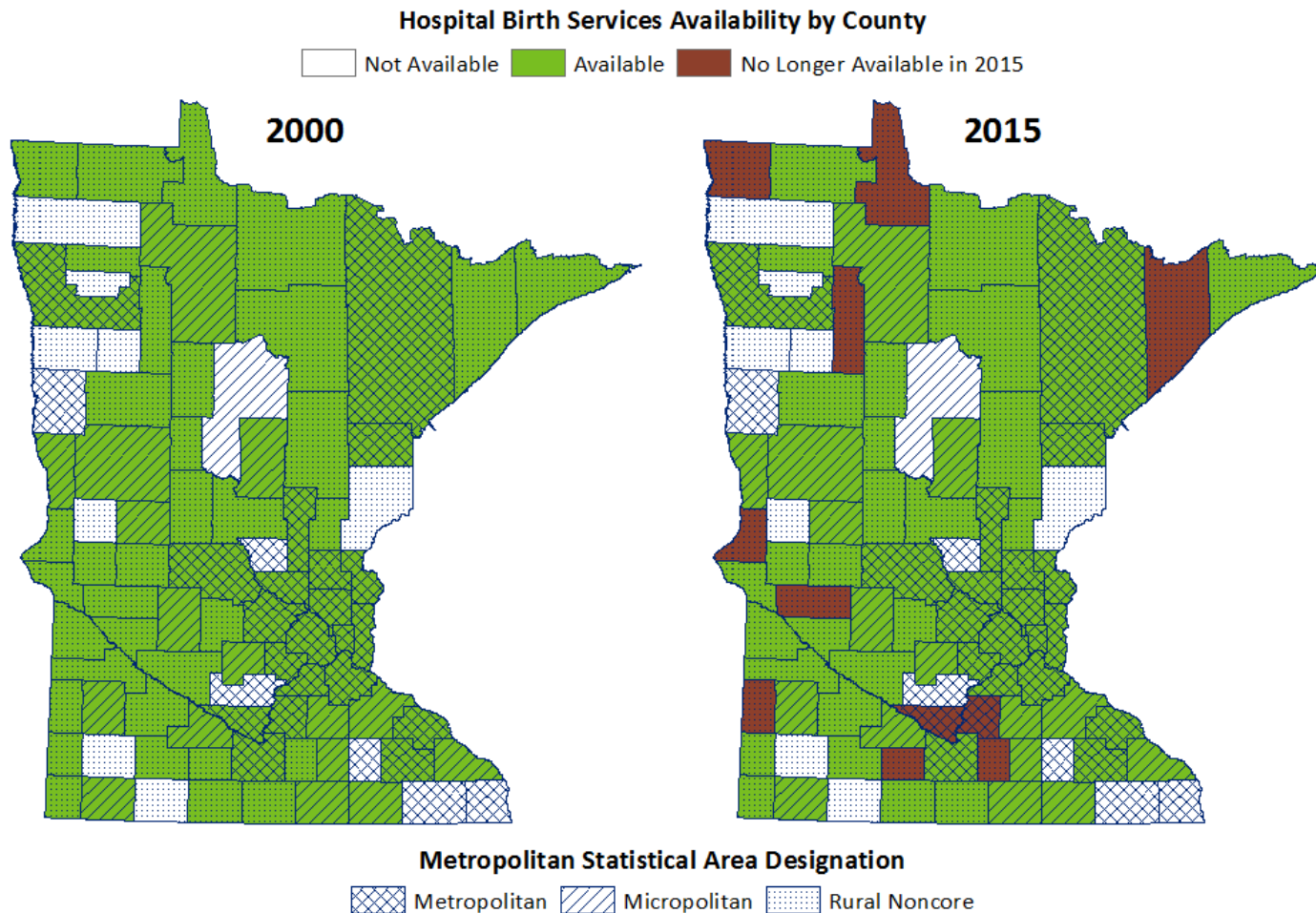
Number of Community Hospitals offering Birth Services			
County Designation	2000	2015	Percent Change
Metropolitan	46	44	-4.3%
Micropolitan	21	20	-4.8%
Rural Non-core	43	28	-37.8%
Total	112	92	-17.9%

Number of Community Hospitals Offering Birth Services, 2000 to 2015

The decrease in the number of hospitals offering birth services was greatest in rural areas



Minnesota Counties with Birth Services, 2000 and 2015



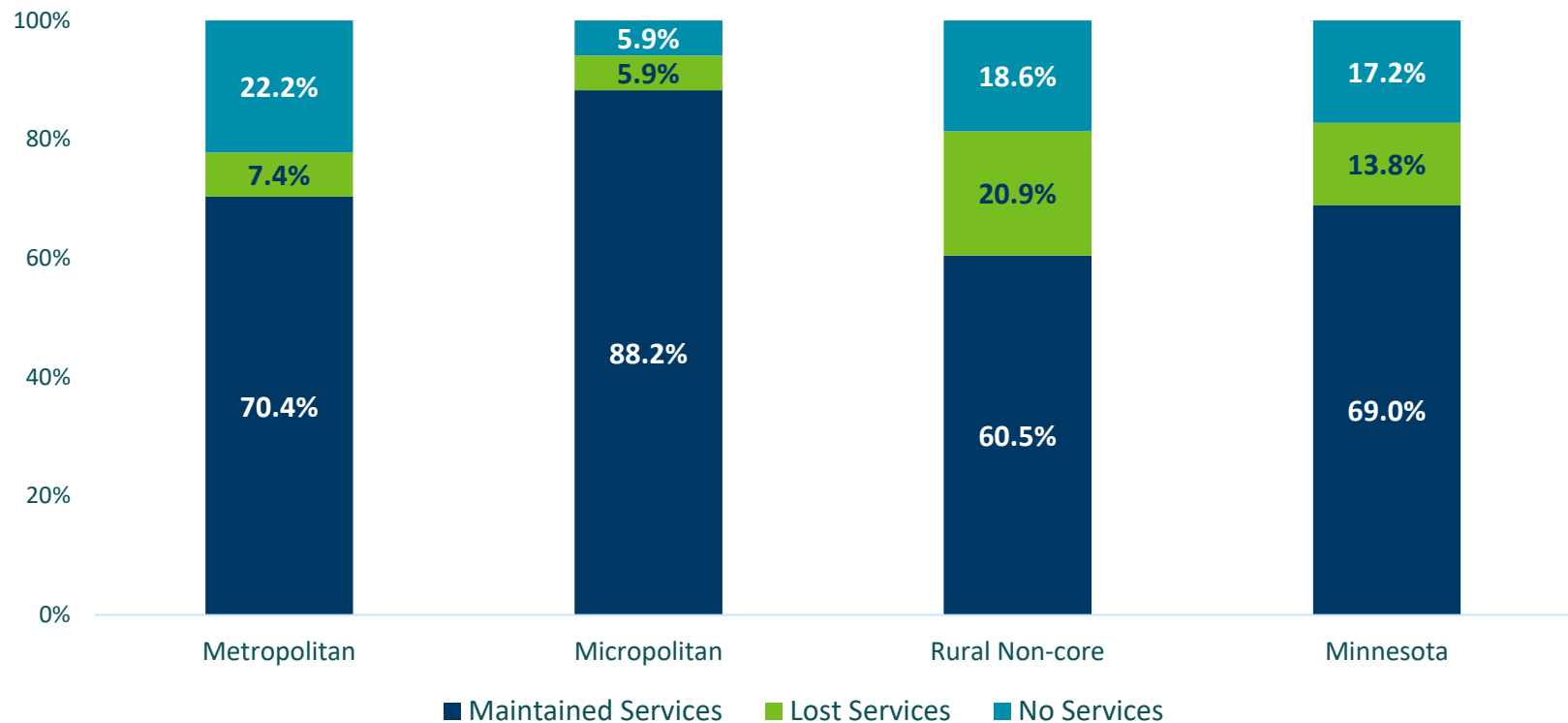
Note: Due to a merger, the hospital in Mower was no longer an independent licensed entity as of the end of 2014; however birth services were offered at that site under the license of the remaining corporate entity.

Source: Minnesota Department of Health, Health Economics Program Analysis of Hospital Annual Reports; U.S. Census Bureau (County Designations)

Definition: Community hospitals were categorized as offering birth services if they had at least one routine birth.

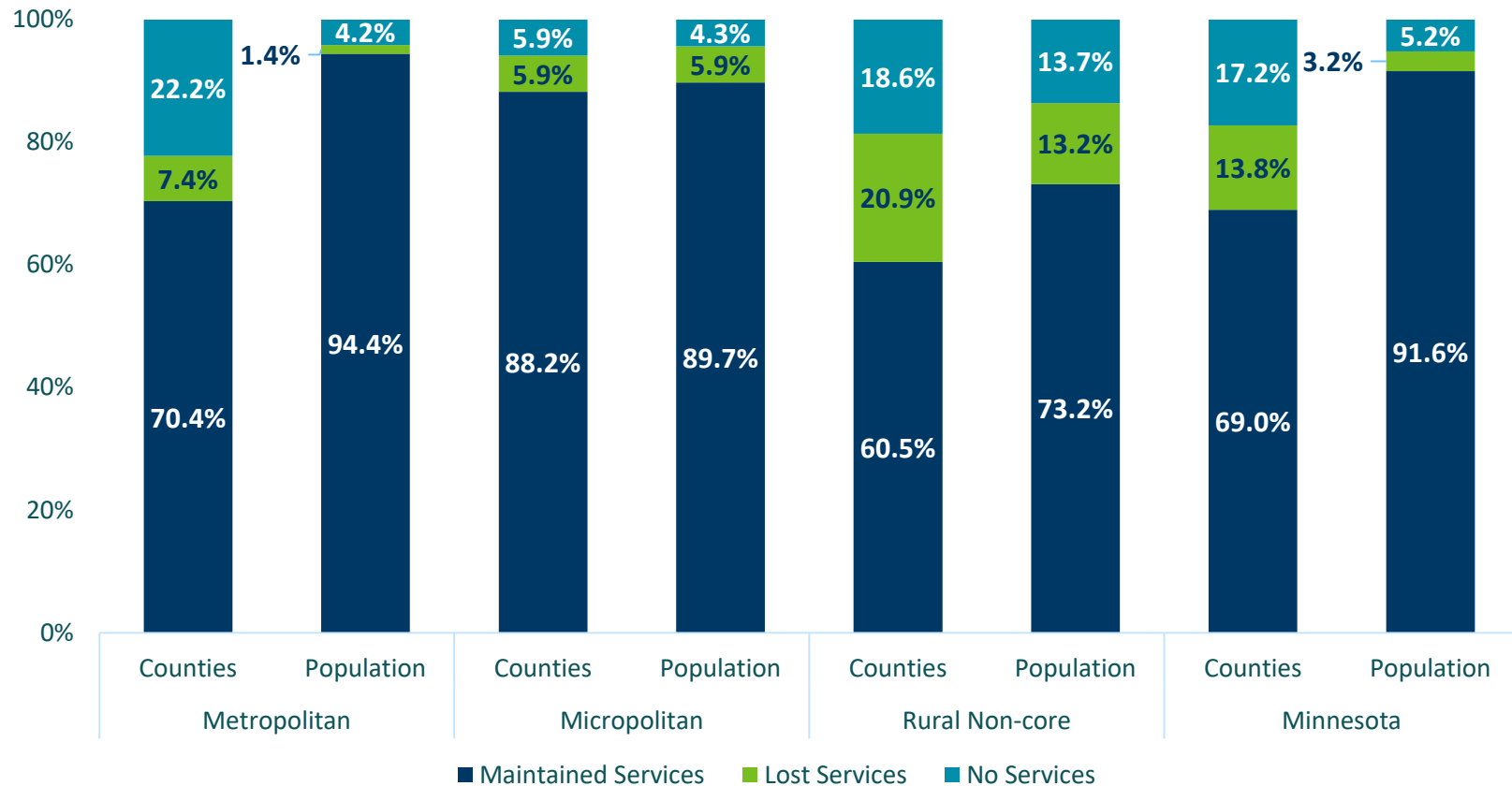
Percent of Minnesota counties that experienced Birth Services Loss, 2000 to 2015

Counties in rural areas had less access to hospitals with birth services to begin with, and experienced greater loss between 2000 and 2015



Percent of Minnesota counties and population that experienced Birth Services Loss, 2000 to 2015

Areas that Lost Services Were Less Populated



Notes: Counties represents the percent of counties with birth services; Population represents the population in those counties.

Source: Minnesota Department of Health, Health Economics Program Analysis of Hospital Annual Reports; U.S. Census Bureau (County Designations)

Definition: Community hospitals were categorized as offering birth services if they had at least one routine birth.

Community Hospitals that Ended Birth Services Between 2000 and 2015

Community Hospital Name	County	Year Services Ended	Average Routine Births in Last 3 Years with Services	Other Hospitals in County with Services at time services ended?
Essentia Health – Graceville	Big Stone	2008	4	Yes
Mayo Clinic Health System – Springfield	Brown	2011	41	Yes
Sanford Bagley Medical Center	Clearwater	2006	3	No
Trinity Hospital ¹	Dakota	2000	20	Yes
Tweeten/Lutheran Health Care Center ¹	Houston	2001	3	No
Bigfork Valley Hospital	Itasca	2005	3	Yes
Kittson Memorial Health Care Center	Kittson	2008	6	No
Lake View Memorial Hospital	Lake	2003	6	No
Minnesota Valley Health Center	Le Sueur	2000	17	No
Divine Providence Health Center ²	Lincoln	2000	2	Yes
Hendricks Community Hospital Association	Lincoln	2008	11	No
River’s Edge Hospital and Clinic	Nicollet	2006	27	No
Minnewaska District Hospital ¹	Pope	2005	8	Yes
Albany Area Hospital and Medical Center ²	Stearns	2014	21	Yes
Swift County – Benson Hospital	Swift	2008	6	Yes
Appleton Municipal Hospital and Nursing Home	Swift	2011	1	No
Sanford Medical Center Wheaton	Traverse	2009	12	No
Mayo Clinic Health System – Waseca	Waseca	2004	41	No
Mayo Clinic Health System – St. James	Watonwan	2008	14	Yes
Madelia Community Hospital	Watonwan	2013	13	No
Sanford Canby Medical Center	Yellow Medicine	2014	24	Yes

¹ Birth Services ended the same year the hospital closed

² Birth Services ended before the hospital closed

Source: Minnesota Department of Health, Health Economics Program Analysis of Hospital Annual Reports

Definition: Community hospitals were categorized as offering birth services if they had at least one routine birth.

Contact and More Information

Health Economics Program

health.hep@state.mn.us

651-201-3550

HEP Home Page: www.health.state.mn.us/healtheconomics

Health Care Market Statistics: www.health.state.mn.us/healtheconomics/chartbook